




Routing and drilling tooling

quality & service - direct to you



2026/27

Want to speak to a real person? Give us a call

tel: 01580 890500

www.wealdentool.com

sales@wealdentool.com



PROFESSIONAL RANGE TCT TOOLING

Designed and engineered
for professional woodworkers

Welcome to the new 2026/27 Wealden catalogue of router cutters and drilling tooling. Our catalogue is now in its fortieth year and continues to grow: we now have around 2,800 tools in this new 132 page catalogue, including many new products.

TOP QUALITY - GUARANTEED

Some important things haven't changed at all. Take quality, for example. As engineers, our emphasis is still on producing cutters that offer exceptional value, produced on the latest generation CNC machinery from top quality components. We supply our cutters in specially designed boxes to protect the cutting edge during transit and in storage. We take our commitment to service seriously, to ensure that our customers receive the best possible turn-around on their orders and we guarantee that at least 95% of everything in our catalogue is in stock at any time. We offer a totally free technical advice Helpline and, of course, a no-quibble money back warranty on everything you buy. We believe that is why nine out of ten Wealden orders are despatched to people who earn their living working in wood. Wealden is the first choice of professional woodworkers.

UNBEATABLE VALUE-FOR-MONEY

Naturally, value-for-money has always been a vital consideration to professional woodworkers and serious amateurs alike. Because we deal direct with you, you save up to 50% of dealer or shop prices. So the best actually costs you less. A lot less. Just check our prices online – you'll even find that our low prices include VAT and orders over £70 are carriage free for UK deliveries. There are no hidden extras. Dip into this catalogue. Try us out. You'll be impressed.

Contact details

PHONE **01580 890500**

POST Wealden Tool Co. Ltd., 2 Clinton Business Centre, Lodge Road, Staplehurst, Kent TN12 0QF (registered address)

NET web www.wealdentool.com
email sales@wealdentool.com



CNC RELATED PRODUCTS:

Many products in this catalogue may also find uses on CNC routers. This symbol appears throughout this catalogue indicating products that may be used for CNC work in addition to the products featured in our dedicated CNC catalogue.



ORDERING information

PRICES:

Due to constant fluctuations in materials prices we no longer produce a printed price list. All current prices can be found on our website or by telephoning us.

SPECIFICATION:

Wealden Tool Company reserves the right to alter without notice the specification or prices of any products described in this catalogue.

CARRIAGE CHARGES

Orders over £70.00 inc. VAT and up to 2kg in weight are sent carriage free to UK mainland addresses and are sent tracked, by courier, at our discretion. Due to the ever-increasing postal costs, orders under £70 inc VAT will be subject to a postal charge. Courier delivery can also be selected at the check-out for an additional cost.

DELIVERY:

Orders received by 3.00pm will be despatched the same day. You will be notified of any items which are not available from stock. Small orders are usually sent first class post. Larger orders will be sent by courier and may need to be signed for. Credit cards will only be charged when your order is despatched. Please note: many orders despatched by first class post arrive the next day, although a percentage of deliveries can take longer. Royal Mail do not consider an item as undelivered for 10 working days. If you need next working day delivery, this can be arranged for an additional charge when ordering. If you have received neither goods nor an acknowledgment within 14 days, please contact us.

GUARANTEE:

All products are guaranteed against manufacturing defects, subject to fair and proper usage. If for any reason cutters ordered are not to your complete satisfaction, they may be returned **unused** for exchange or refund.

RETURNS: In the unlikely event that you experience a problem, please contact us to obtain a returns number, before returning any goods. PLEASE NOTE that we cannot accept special or modified cutters or sawblades for return or refund.

GENERAL:

Every effort is made to ensure the accuracy of information contained in this catalogue.



Any errors which affect function or performance will be advised at time of ordering. E & OE. We cannot be held liable for consequential loss. Goods remain the property of WEALDEN TOOL COMPANY until payment has been effected in cleared funds. Place of payment is 2 Clinton Business Centre, Lodge Road, Staplehurst, Kent, TN12 0QF.

CATALOGUES OF OTHER PRODUCT IN OUR RANGE

Circular sawblades

CNC tooling

Spindle moulder tooling





























ROUTER CUTTERS & BORING BITS

This catalogue illustrates the Wealden professional range of TCT and STC router cutters and boring bits. In general all dimensions are in millimetres unless stated. Shank sizes (usually dimension "C") are in fractional inch sizes, although some cutters are now also available in 8mm shank where shown. The illustrations in the catalogue contain dimensions which will be found in the accompanying table. Illustrations of the cuts produced are not to scale, unless stated. If you require actual size profiles of the cuts a set of *full size profiles sheets*, which covers most of the cutters, is available free of charge on request or is downloadable from our web site.

Please note the following general points when ordering. Quote the shank size required on your order, as many cutters are available in more than one shank diameter. Check that the cutter will fit your machine, particularly the aperture in the base. Many of the large diameter cutters need to be used at reduced speeds, or in fixed machines: this is detailed in the notes on the cutter. All cutters are for Right Hand rotation unless otherwise stated. Please also note the information on the inside back cover regarding safe use and, in particular, do not select straight cutters that are longer than required.

CUTTER GROUP INDEX


(full index on page 131)

Cutter group	Description	See pages	Cutter group	Description	See pages
	Two flute cutters Straight & Spiral	2 – 14,73,96		Cavetto	57,58
	Dovetail	17,58,59		Classical	22,56,57 63,64
	Ovolo/Round Over	14,15,16 20–24,97		Decorative Moulds	23,65,96 104,110
	Radius/Cove	25,26,38,59 100,101		Multi Profile	79,93,97,98
	Chamfer/Bevel/ V Groove	27,28,29,31 32,47,59		Handrail & Torus	15,52,53,96 98, 107
	Tenon, Rebate, & 'T' Slot	14,33,34, 35,95,99		Barley Twist & Cornice	65, 104
	Ogee	24,36–38 63,65,106		Drawer Lock & Drawer Pull	69,102,103
	Trimmers	11,32,33 39–51		Sash Bar & Window	60,62,101,1 03
	Beading	25,52–55,98		Door – Window & Weather Seal	85,86,87,88, 89
	Tongue/Groovers	66,74,80,81, 83,93		Surfacing	14,60,95
	Jointing	66,68,69,78 92		Solid Surface	38,89,94,95
	Profile Scriber Sets	62,70–74		Drilling/Boring & Plug Cutters	112–125
	Panel Raise	24,29,76,78 106		Miniature, Dolls' House & Modelling	96,97,98

STRAIGHT FLUTED

A range of straight fluted cutters. These general purpose cutters are suitable for grooving, dadoing, rabbeting etc. All sizes are suitable for plunge cutting, with sizes above 9mm diameter having an additional centre carbide tip to ensure a faster and cleaner cut when plunging. When selecting cutters always choose the shortest cutter that will give the depth you require. Shorter bits cut cleaner with less noise and give a longer life.

* These are single flute cutters, all others are two flute.

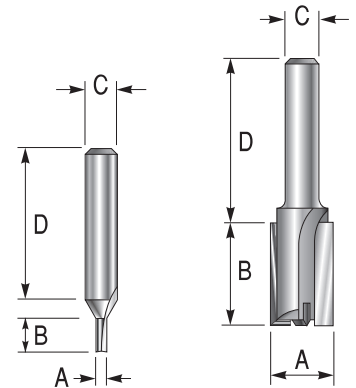


1/4" shank range

Part No.	A		B	C	D
	mm	inch			
*T201W	1.0	0.039	3	1/4	38
*T201.5S	1.5	0.059	5	1/4	38
T201.5W	1.5	0.059	5	1/4	38
T201.6W	1.6	1/16	5	1/4	38
T201.8W	1.8	0.071	5	1/4	38
T202W	2.0	5/64	5	1/4	38
T202.5W	2.5	0.098	5	1/4	38
T203W	3.0	0.118	11	1/4	38
T203.2W	3.2	1/8	11	1/4	38
T203.5W	3.5	9/64	11	1/4	38
T204W	4.0	5/32	11	1/4	38
T204.8W	4.8	3/16	11	1/4	38
T205W	5.0	0.197	11	1/4	38
T205S	5.0	0.197	22	1/4	38
T205.5W	5.5	7/32	19	1/4	42
TS206W	6.0	15/65	14	1/4	38
T206W	6.0	15/64	19	1/4	38
T206S	6.0	15/64	28	1/4	28
T206.4M	6.3	1/4	19	1/4	38
TX206.4M	6.3	1/4	25	1/4	38
T206.4S	6.3	1/4	28	1/4	30
T207M	7.0	9/32	19	1/4	38
T207.5M	7.5	19/64	19	1/4	38
T208M	8.0	5/16	20	1/4	38
TL208M	8.0	5/16	25	1/4	48
T208.5M	8.5	21/64	20	1/4	38
T209M	9.0	0.355	20	1/4	38
T209.5M	9.5	3/8	20	1/4	38
T210M	10.0	25/64	20	1/4	38
T211M	11.0	7/16	20	1/4	38
T212M	12.0	15/32	20	1/4	38
TL212M	12.0	15/32	20	1/4	50
T212.7M	12.7	1/2	20	1/4	38
T214M	14.0	35/64	20	1/4	38
T215M	15.0	19/32	20	1/4	38
T216M	16.0	5/8	20	1/4	38
T217.5M	17.5	11/16	20	1/4	38
T218M	18.0	45/64	20	1/4	38
T219M	19.0	3/4	20	1/4	38
T220M	20.0	25/32	20	1/4	38
T221M	21.0	53/64	20	1/4	38
T225.4M	25.4	1.0	20	1/4	38

PART No. PREFIX:
 TStandard range
 TS.....Short series
 TX.....Long reach
 TL.....Long shank
 TXL.....Extra long reach

PART No. SUFFIX:
 WMiniature series
 MStandard series
 S.....Solid carbide



8mm shank range

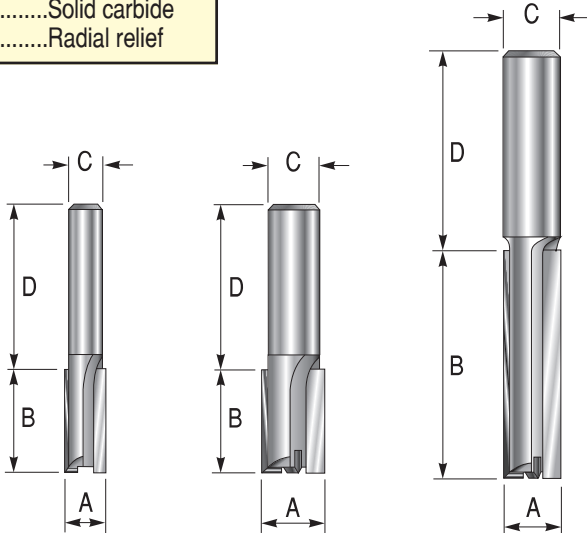
Part No.	A		B	C	D
	mm	inch			
T1105M	5.0	0.197	11	8mm	38
T1106S	6.0	15/64	20	8mm	55
T1106M	6.0	15/64	19	8mm	38
T1106.4M	6.3	1/4	19	8mm	38
T1107M	7.0	9/32	19	8mm	38
T1108M	8.0	5/16	19	8mm	38
TX1108M	8.0	5/16	32	8mm	38
T1108.5M	8.5	21/64	19	8mm	38
T1109M	9.0	0.355	20	8mm	38
T1109.5M	9.5	3/8	20	8mm	38
T1110M	10.0	25/64	20	8mm	38
TX1110M	10.0	25/64	38	8mm	38
T1112M	12.0	15/32	20	8mm	38
TL1112M	12.0	15/32	20	8mm	55
T1113M	13.0	33/64	25	8mm	38
T1114M	14.0	35/64	25	8mm	38
T1115M	15.0	19/32	25	8mm	38
T1116M	16.0	5/8	25	8mm	38
T1117M	17.0	43/64	25	8mm	38
T1118M	18.0	45/64	25	8mm	38
T1119M	19.0	3/4	25	8mm	38
T1120M	20.0	25/32	25	8mm	38
T1121M	21.0	53/64	25	8mm	38
T1122M	22.0	55/64	25	8mm	38
T1124M	24.0	61/64	25	8mm	38
T1125M	25.0	63/64	25	8mm	38

STRAIGHT FLUTED

A range of straight two flute cutters in 3/8" and 1/2" shank sizes. These general purpose cutters are suitable for grooving, dadoing, rabbeting etc. Note should be taken of the comments on use of cutters on the last page of this brochure and particular care should be taken when using long series cutters. All sizes are suitable for plunge cutting, with sizes above 9mm diameter having an additional centre carbide tip to ensure a faster and cleaner cut when plunging (not T1409.5R). When selecting cutters always choose the shortest cutter that will give the depth you require. Shorter bits cut cleaner with less noise and give a longer life.

PART No. PREFIX:
 TStandard range
 TS.....Short series
 TX.....Long reach
 TL.....Long shank
 TXL.....Extra long reach

PART No. SUFFIX:
 WMiniature series
 MStandard series
 SSolid carbide
 R.....Radial relief



1/2" shank range

Part No.	A		B	C	D
	mm	inch			
T1403S	3.0	0.118	10	1/2	40
T1404S	4.0	0.157	20	1/2	45
T1405S	5.0	0.197	20	1/2	45
TS1406S	6.0	15/64	12	1/2	40
T1406S	6.0	15/64	20	1/2	40
T1406.4M	6.3	1/4	20	1/2	40
T1406.4S	6.3	1/4	20	1/2	40
T1407M	7.0	0.276	20	1/2	40
T1407S	7.0	0.276	20	1/2	40
T1407.5M	7.5	9/32	20	1/2	40
T1407.5S	7.5	9/32	20	1/2	40
T1408M	8.0	5/16	25	1/2	40
T1408S	8.0	5/16	25	1/2	40
T1408.5M	8.5	21/64	25	1/2	40
T1408.5S	8.5	21/64	25	1/2	50
T1409M	9.0	0.355	25	1/2	40
TS1409.5M	9.5	3/8	12	1/2	40
T1409.5R	9.5	3/8	19	1/2	40
T1409.5M	9.5	3/8	30	1/2	40
TX1409.5M	9.5	3/8	38	1/2	40
TS1410M	10.0	25/64	16	1/2	40
T1410M	10.0	25/64	30	1/2	40
TX1410M	10.0	25/64	38	1/2	40
T1411M	11.0	7/16	30	1/2	40
TL1411M	11.0	7/16	25	1/2	50
T1412M	12.0	15/32	30	1/2	40
TX1412M	12.0	15/32	52	1/2	40
TS1412.7M	12.7	1/2	15	1/2	40
T1412.7M	12.7	1/2	35	1/2	40
TL1412.7M	12.7	1/2	25	1/2	50
TX1412.7M	12.7	1/2	52	1/2	40
TZ1412.7M	12.7	1/2	52	1/2	55
TXL1412.7M	12.7	1/2	75	1/2	40
T1413M	13.0	33/64	25	1/2	40
TS1414M	14.0	35/64	18	1/2	40
T1414M	14.0	35/64	35	1/2	40
TX1414M	14.0	35/64	50	1/2	40
T1415M	15.0	19/32	35	1/2	40
TX1415M	15.0	19/32	50	1/2	40
TS1416M	16.0	5/8	18	1/2	40
T1416M	16.0	5/8	35	1/2	40
TX1416M	16.0	5/8	50	1/2	40
TXL1416M	16.0	5/8	65	1/2	40
T1416.5M	16.5	21/32	35	1/2	40
TS1417M	17.0	43/64	18	1/2	40
TS1417.5M	17.5	11/16	20	1/2	40
TS1418M	18.0	45/64	20	1/2	40
T1418M	18.0	45/64	35	1/2	40
TX1418M	18.0	45/64	60	1/2	40
TS1418.5M	18.5	47/64	20	1/2	40
T1419M	19.0	3/4	35	1/2	40
TX1419M	19.0	3/4	60	1/2	40
T1420M	20.0	25/32	35	1/2	40
TS1421M	21.0	53/64	20	1/2	40
T1422M	22.0	55/64	35	1/2	40
T1423M	23.0	29/32	35	1/2	40
T1424M	24.0	61/64	35	1/2	40
T1425M	25.0	63/64	35	1/2	40
T1425.4M	25.4	1.0	35	1/2	40
T1426M	26.0	1-1/32	35	1/2	40
T1428M	28.6	1-1/8	35	1/2	40
T1430M	30.0	1-3/16	30	1/2	40
T1432M	31.7	1-1/4	35	1/2	40
T1435M	35.0	1-3/8	35	1/2	40
T1438M	38.0	1-1/2	25	1/2	40
T1440M	40.0	1-37/64	25	1/2	40

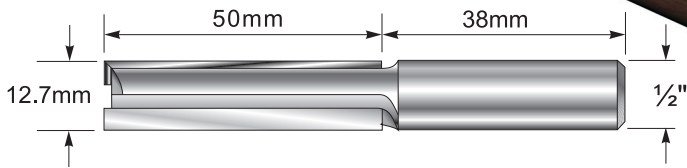
3/8" shank range

Part No.	A		B	C	D
	mm	inch			
T1206.4M	6.3	1/4	15	3/8	38
T1208M	8.0	5/16	20	3/8	38
T1209.5M	9.5	3/8	20	3/8	38
TX1209.5M	9.5	3/8	38	3/8	38
T1212.7M	12.7	1/2	20	3/8	38
T1216M	16.0	5/8	20	3/8	38
T1219M	19.0	3/4	20	3/8	38
T1220.5M	20.5	13/16	20	3/8	38
T1225.4M	25.4	1.0	20	3/8	38

KITCHEN WORKTOP CUTTERS AND PACKS

TC tipped router cutters in 1/2 inch shank, suitable for cutting kitchen worktops in conjunction with a worktop jig and guide bush. They are available with or without a TC centre plunge insert and can be purchased singly or in a 5-piece extra value Kitchen Fitter Pack.

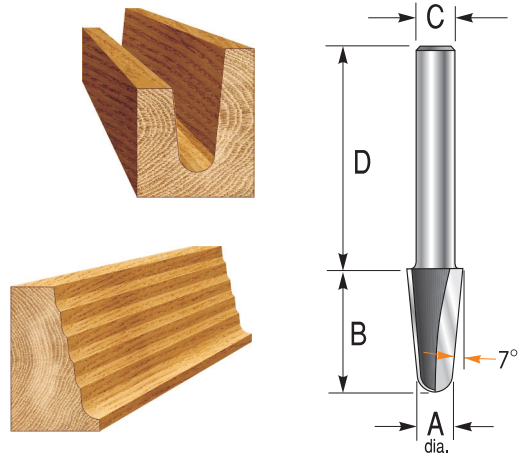
Part No.	Description	Pack quantity
TFA1412.7	without TC plunge insert	1
TFP05A	without TC plunge insert	5
TFB1412.7	with TC plunge insert	1
TFP05B	with TC plunge insert	5



CARVING TAPER

These two flute TCT cutters have a tapered body with a radiused cutting head. They are especially suited to 3D carving work etc.

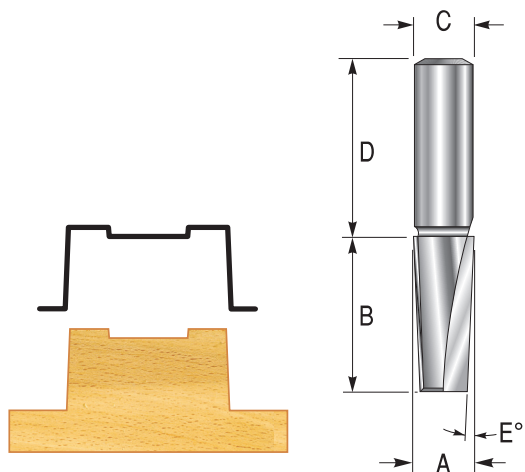
Part No.	A	B	C	D
T4660	1.5mm	30mm	1/4	50mm
T4661 - 8	1.5mm	30mm	8mm	50mm
T4662	3.0mm	30mm	1/4	50mm
T4663 - 8	3.0mm	30mm	8mm	50mm
T4667	6.0mm	30mm	1/4	50mm
T4668 - 8	6.0mm	30mm	8mm	50mm
T4674	9.0mm	30mm	1/4	50mm
T4675 - 8	9.0mm	30mm	8mm	50mm



TAPER STRAIGHT

A straight 2 flute cutter with 2.5° taper making it suitable for producing vacuum forming tool masters and other tapered components for moulding tooling.

Part No.	A	B	C	D	E°
T4461 - 8	12.7mm	32mm	8mm	38mm	2.5°
T4464 1/2	12.7mm	32mm	1/2	40mm	2.5°
T4466 1/2	16.0mm	50mm	1/2	40mm	2.5°

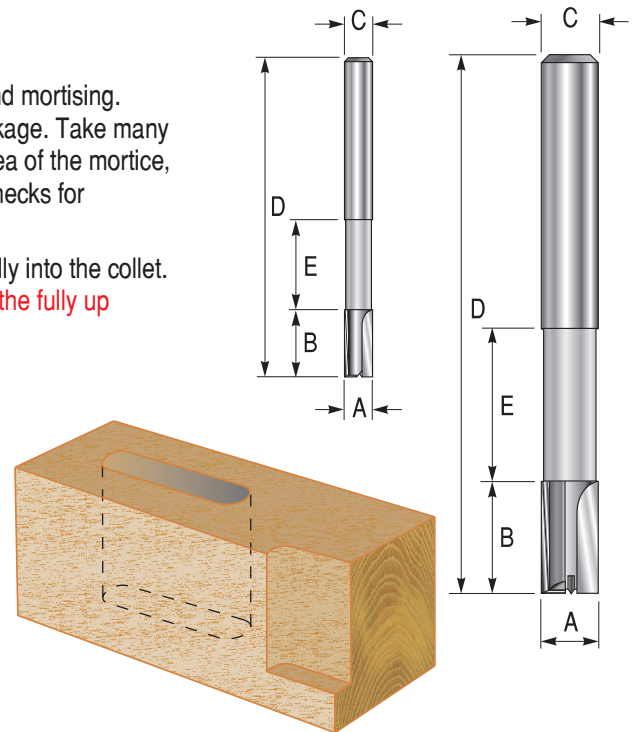


POCKET CUTTERS

A range of two flute cutters with extra length shanks for deep grooving and mortising. These long cutters need to be used with considerable care to avoid breakage. Take many small passes when slotting. When mortising, plunge down all over the area of the mortice, then clean out in stages down to the full depth. All cutters have reduced necks for clearance, except T2125½ & T2126½, which do not need it.

N.B. It is very important that the shank of these long cutters is inserted fully into the collet. **The cutters may extend through the base of the routing machine even in the fully up position.**

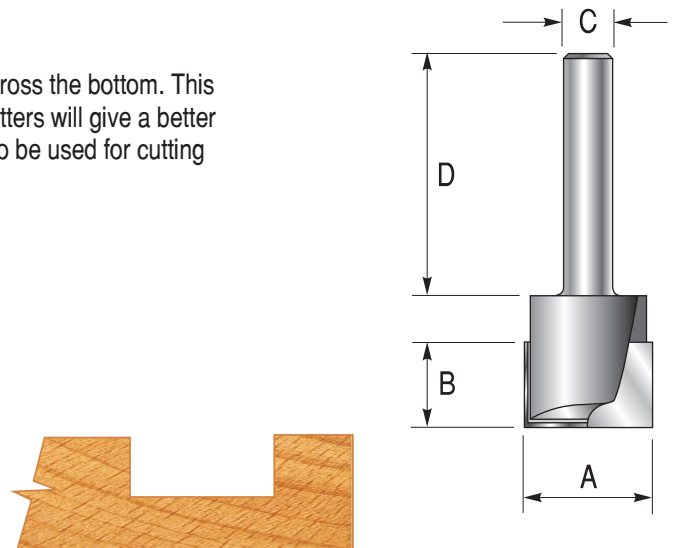
Part No.	A	B	C	D	E
T2110	6.35mm	15mm	1/4	70mm	20mm
T2111	6.35mm	15mm	1/4	85mm	25mm
T2113 - 8	8.00mm	15mm	8mm	80mm	30mm
T2120 1/2	10.00mm	20mm	1/2	100mm	35mm
T2121 1/2	12.00mm	25mm	1/2	120mm	60mm
T2122 1/2	12.70mm	25mm	1/2	120mm	40mm
T2125 1/2	16.00mm	25mm	1/2	120mm	-
T2126 1/2	16.00mm	25mm	1/2	150mm	-



BOTTOM TRIM CUTTER

A range of two flute cutters which have a continuous cutting edge across the bottom. This ensures a clean cut on the bottom of grooves, rebates etc. These cutters will give a better finish on the bottom of cuts than a straight flute cutter. They may also be used for cutting larger size stair housings where a parallel groove is required.

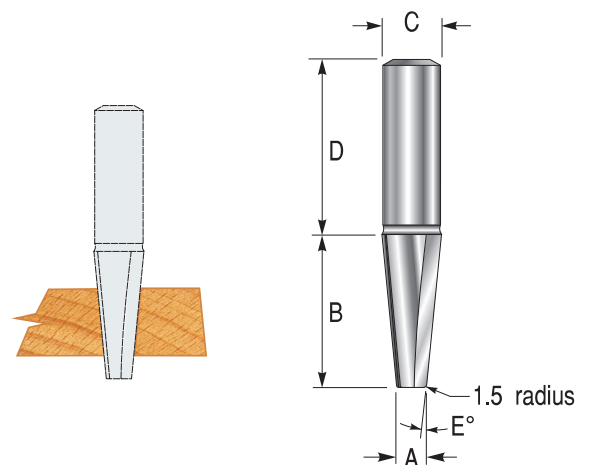
Part No.	A	B	C	D
T2137 1/2	16.0mm	12mm	1/2	40mm
T2140	20.0mm	12mm	1/4	38mm
T2143	25.0mm	12mm	1/4	38mm
T2144 - 8	25.0mm	12mm	8mm	38mm
T2145 1/2	25.0mm	12mm	1/2	40mm
T2147 - 8	35.0mm	15mm	8mm	38mm
T2148 1/2	35.0mm	15mm	1/2	40mm



TAPER 2 FLUTE - SPLINE

A straight 2 flute cutter with 5° taper making it suitable for machining tapered components for moulding tooling etc. A further use for this cutter is in boat repairs where it can be used for spline cutting when replacing caulking with a timber insert.


Part No.	A	B	C	D	E°
T4643	6.0mm	27mm	1/4	38mm	5°
T4644 - 8	6.0mm	27mm	8mm	38mm	5°
T4645 1/2	6.0mm	36mm	1/2	38mm	5°



BOWL – SURACING

Bearing guided two flute cutters for machining bowls and shallow trays to a template. The TC blades extend fully across the bottom of the cutter ensuring a smooth finish to the work.

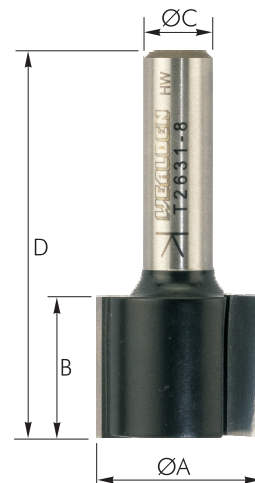
Part No.	A	B	C	D	Replacement parts
					Bearing
T1590	15.88mm	20mm	1/4"	48mm	TB625
T1591	19.05mm	20mm	1/4"	48mm	TB748
T1592-8	22.0mm	20mm	8mm	50mm	TB910
T1593-8	26.0mm	20mm	8mm	50mm	TB913
T1597 1/2	33.34mm	20mm	1/2"	54mm	TB1027



MFK/OFK EDGE CUTTER

A special two flute TC tipped cutter for use with the MFK/OFK series edge trim machines.

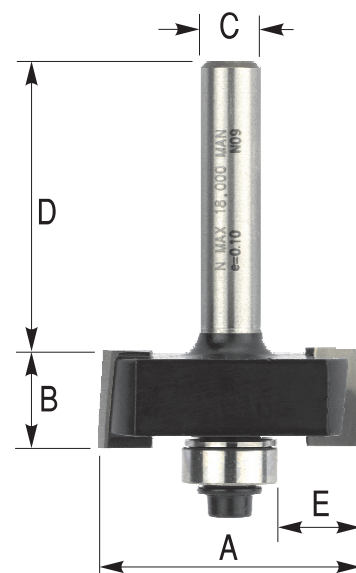
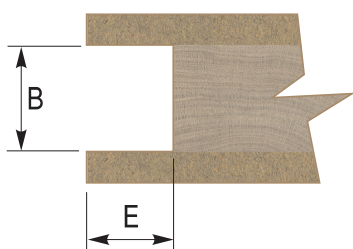
Part No.	A	B	C	D
T2631-8	19mm	16mm	8mm	44mm



TRI-PLY GROOVER

A two flute bearing guided TC tipped cutter to groove out the core of TriPly boards. It is supplied with 3 bearings giving groove depths of 8mm, 9.5mm and 11mm.

Part No.	A	B	C	D	E
T1731B-8	35mm	13mm	8mm	38mm	8mm/9mm/11mm



REPLACEABLE TIP WORKTOP CUTTER

A single flute replaceable tip worktop cutter. The relieved neck allows cuts of up to 58mm in a series of passes. The turnover blades have two cutting edges, making the tool more economical in daily use. Supplied complete with blade and key.

Part No.	A	B	C	D	E	Blade
T8313 1/2	12.7mm	29mm	1/2"	100mm	60mm	TK27
T8325 1/2	12.7mm	50mm	100mm	64mm	TK35	


Replacement parts

Part No.	Description
TK28	Replacement blade 29mm
TK28B	Box of 10 blades 29mm
TK35	Replacement blade 50mm
TQ354	Clamp screw M3.5 x 4.4
KT15	Torx key



EASI-TIP

also **CNC**

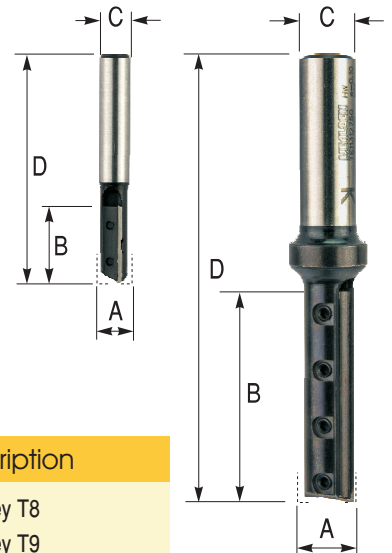



EASY-FIX[®] STRAIGHT SINGLE FLUTE

A range of single flute replaceable TC tip cutters. These economical production cutters have low cost solid tungsten carbide replaceable knives with positive location for easy replacement and long life.

Supplied complete with blade and key.

* This cutter is 12mm shank NOT 1/2" shank.



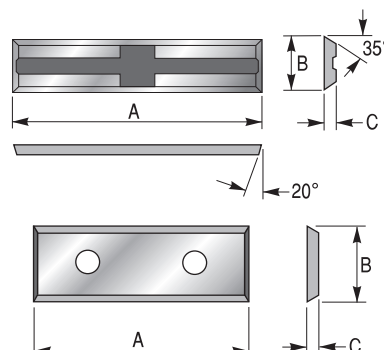
Replacement parts

Part No.	A	B	C	D	Blade Part no.
TE10801030	10.0mm	30mm	8mm	70mm	TK5530
*TE11212050	12.0mm	50mm	12mm	103mm	TK5550
TE11312730	12.7mm	30mm	1/2	80mm	TK5530
TE11312750	12.7mm	50mm	1/2	103mm	TK5550
TE11314050	14.0mm	49mm	1/2	103mm	TK5649
TE11318030	18.0mm	29mm	1/2	103mm	TK5629

Part No.	Description
F002079	Torx key T8
F002085	Torx key T9
KT15	Torx key T15
TQ254	Clamp screw M2.5 x 4.5
TQ256	Clamp screw M2.5 x 6
TQ404	Clamp screw M4 x 4
TQ408	Clamp screw M4 x 6
TQ406	Clamp screw M4 x 6

EASY-FIX[®] REPLACEMENT BLADES

Part Number each	Part Number box 10	A	B	C
TK4120	TK4120B	20mm	4.1mm	1.1mm
TK5530	TK5530B	30mm	5.5mm	1.1mm
TK5550	TK5550B	50mm	5.5mm	1.1mm
TK5629	TK5629B	29mm	12.0mm	1.5mm
TK5649	TK5649B	49mm	9.0mm	1.5mm



TCT replacement blades for our Easy-Fix[®] cutters. They can be rotated, giving two cutting edges per blade. They are in grade HC05 carbide.

IMPORTANT: To prevent blade fracture, when fitting a new blade ensure that the tip seating area is completely clean.

ACRYLIC PLASTICS

Specially ground for cutting acrylic, the polished flute design allows for smooth feed rate, efficient chip clearance and a cleaner finish. Cutters are available in straight flute, helical up-cut and helical down-cut in both single and two flute. Single flute solid carbide cutters offer fast cutting and are especially suited to cutting low melting point plastics.

The design of two flute cutters gives reduced contact with the material, plus gradual lead-in when first cutting and is the perfect preparation before flame polishing of Perspex.

Down-Cut helical cutters are for use on fine acrylics, where the downward cutting action will prevent vibration and component lifting. Up-Cut helical cutters give greater chip clearance when working with confined cuts.

If CNC cutting plastics, climb cutting usually gives better results.

- ◆ Razor sharp cutting edge for effortless chip removal
- ◆ Helps prevent chip re-welding or adhering to the tool
- ◆ Gives extended tool life
- ◆ Provides exceptional cut quality

STRAIGHT FLUTE STC

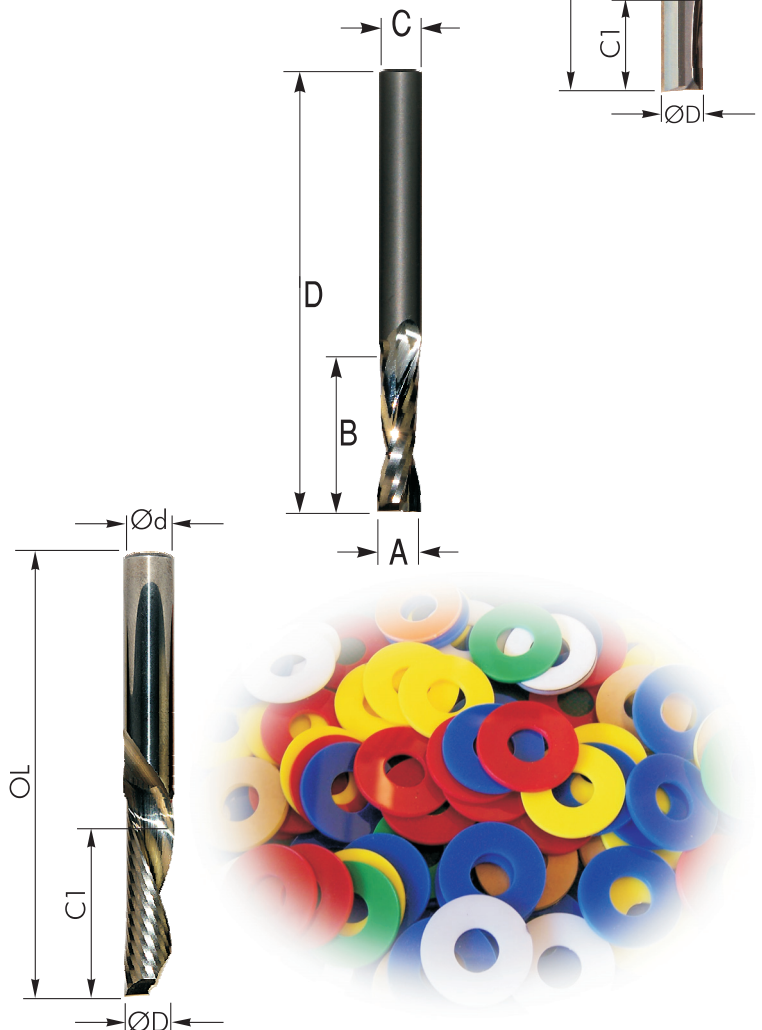

Part No.	D mm	C1 mm	d shank	OL mm	Flutes
T4AS635CZ1	6.35	25	1/4"	65	1
T4AS635AZ2	6.35	15	1/4"	65	2
T4AS635CZ2	6.35	25	1/4"	65	2
T8AS800CZ1	8.00	32	8mm	80	1
T8AS800CZ2	8.00	32	8mm	80	2

HELICAL FLUTE UP – CUT STC

Part No.	D mm	C1 mm	d shank	OL mm	Flutes
T4AU300AZ2	3.00	12	1/4"	65	2
T4AU400AZ2	4.00	14	1/4"	65	2
T4AU600BZ2	6.00	19	1/4"	65	2
T4AU630AZ1	6.35	10	1/4"	65	1
T4AU630BZ1	6.35	20	1/4"	65	1
T8AU400AZ2	4.00	14	8mm	80	2
T8AU600BZ2	6.00	19	8mm	80	2
T8AU800BZ2	8.00	25	8mm	80	2
T8AU800CZ1	8.00	30	8mm	80	1

HELICAL FLUTE DOWN – CUT STC

Part No.	D mm	C1 mm	d shank	OL mm	Flutes
T4AD400AZ2	4.00	14	1/4"	65	2
T4AD600BZ2	6.00	19	1/4"	65	2
T8AD400AZ2	4.00	14	8mm	80	2
T8AD600BZ2	6.00	19	8mm	80	2
T8AD800CZ2	8.00	25	8mm	80	2
T8AD800DZ1	8.00	30	8mm	80	1



SPIRAL CUTTERS – MICRO-GRAIN SOLID CARBIDE

A range of 2 flute high quality micro-grain solid carbide cutters primarily intended for use in CNC and fixed head routing machines. These specialist cutters offer high performance routing, with fine finish and high feed rates being prime advantages over straight flute cutters. In cases where carbide tip tools perform well, spiral routers will cut smoother and generally last up to 5 times longer. This extra tool life means fewer tool changes, less setup time and longer production runs. The cutters are suitable for use at speeds of 17,000 to 25,000 rpm and with feed rates of 6 to 10 metres per minute. It should be noted that the most common reason for premature wear and tool failure is insufficient feed rates.

FOR CNC check our CNC catalogue for a wider range of sizes.

N.B. ITEMS IN BLUE ARE METRIC SHANK SIZES.



DOWN – CUT SPIRAL

Part No.	A		B	C	D
	mm	inch			
T1D3000	3.00	0.118	12.0	3mm	50.0
T1D3000L	3.00	0.118	12.0	3mm	64.0
T4D3000	3.00	0.118	12.0	1/4	50.8
T4D3175	3.18	1/8	12.7	1/4	50.8
T4D3967	3.97	5/32	12.7	1/4	50.8
T4D4000	4.00	5/32	14.0	1/4	50.8
T4D4762	4.76	3/16	19.0	1/4	50.8
T4D5000	5.00	0.197	19.0	1/4	50.8
T8D5000	5.00	0.197	19.0	8mm	76.2
T6D6000A	6.00	15/64	12.0	6mm	60.0
T4D6000	6.00	15/64	19.0	1/4	50.8
T8D6000A	6.00	15/64	19.0	8mm	76.2
T8D6000B	6.00	15/64	25.0	8mm	76.2
T6D6000	6.00	15/64	27.0	6mm	60.0
T4D6350	6.35	1/4	25.4	1/4	63.5
T8D8000B	8.00	5/16	25.0	8mm	76.2
T8D8000C	8.00	5/16	32.0	8mm	76.2
T9D8500	8.50	0.335	20.0	10mm	76.2
T2D9525	9.53	3/8	31.7	1/2	76.2
T2D1000B	10.0	25/64	32.0	1/2	76.2
T2D1200C	12.0	15/32	38.0	1/2	88.9
T2D1270	12.7	1/2	25.0	1/2	68.0
T2D1270A	12.7	1/2	31.7	1/2	76.2
T2D1270C	12.7	1/2	38.1	1/2	88.9
T2D1270E	12.7	1/2	50.8	1/2	101.6

These cutters are suitable for cutting a range of materials including soft and hardwoods, MDF board, laminated plywood, also any material where resin bond glues are present, masonite, all types of particle board, synegite board, veneers, and press paper. For the kitchen and bath industries these tools perform excellently on solid surface materials, formica etc. These tools also cut aluminium very well, although slower speeds and feeds will be required.

DOWNCUT or UPCUT SPIRAL - which to choose?

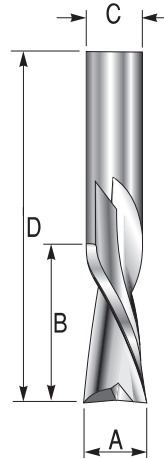
DOWNCUT SPIRAL

These tools are designed primarily for the cutting action to help hold material in place while routing. Recommended for use on all hand held routers and CNC equipment where hold down or vacuum systems are inadequate. This is generally the safest way to route. Downcut spiral should be used on small parts where movement could occur and will deliver an ultra smooth cut requiring no sanding. When in doubt choose downcut spiral cutters.

CAUTION: When using downcut spiral tools, care should be used, as chips may clog or pack in the slot being routed.

UPCUT SPIRAL

These tools are designed to pull chips up and away from the part that is being cut and, in addition, will prevent burning when plunge cutting. Delivers a very satisfactory cut with fast chip exit and removal. Upcut spirals should only be used on equipment with good vacuum hold down or clamping devices. Any failure of the clamping will allow the part to move and will result in tool breakage. Upcut spirals should be chosen if dust or chips present problems.



What is MICRO-GRAIN CARBIDE?

Micro-Grain carbide is made up of higher concentrations of cobalt and binder materials not found in lesser grades of carbide. The increased amounts of binder that go into Micro-Grain make it possible to achieve a much sharper cutting edge when grinding. This sharper edge will perform very well under normal production runs and should give considerably longer life compared to standard grade tungsten carbide cutters.


SPIRAL CUTTERS – MICRO-GRAIN SOLID CARBIDE

These two flute up-cut tools are designed to pull chips up and away from the part that is being cut and, in addition, will prevent burning when plunge cutting. Delivers a very satisfactory cut with fast chip exit and removal. Upcut spirals should only be used on equipment with good vacuum hold down or clamping devices. Any failure of the clamping will allow the part to move and will result in tool breakage. Upcut spirals should be chosen if dust or chips present problems.

UP – CUT SPIRAL

Part No.	A		B	C	D
	mm	inch			
T1U3000	3.00	0.118	12.0	3mm	50.0
T1U3000L	3.00	0.118	12.0	3mm	64.0
T4U3000	3.00	0.118	12.0	1/4	50.8
T4U3175	3.18	1/8	12.7	1/4	50.8
T4U3967	3.97	5/32	12.7	1/4	50.8
T4U4000	4.00	5/32	14.0	1/4	50.8
T4U4762	4.76	3/16	19.0	1/4	50.8
T4U5000	5.00	0.197	19.0	1/4	50.8
T8U5000	5.00	0.197	19.0	8mm	76.2
T1U5000B	5.00	0.197	22.0	5mm	64.0
T4U6000	6.00	15/64	19.0	1/4	50.8
T6U6000	6.00	15/64	27.0	6mm	60.0
T8U6000A	6.00	15/64	19.0	8mm	76.2
T8U6000B	6.00	15/64	25.0	8mm	76.2
T4U6350	6.35	1/4	25.4	1/4	63.5
T2U7937	7.94	5/16	25.4	1/2	76.2
T8U8000B	8.00	5/16	25.0	8mm	76.2
T8U8000C	8.00	5/16	32.0	8mm	76.2
T2U9525	9.53	3/8	31.7	1/2	76.2
T2U1000B	10.0	25/64	32.0	1/2	76.2
T2U1000L	10.0	25/64	40.0	1/2	88.9
T2U1200C	12.0	15/32	38.0	1/2	88.9
T2U1200L	12.0	15/32	54.0	1/2	101.6
T2U1270A	12.7	1/2	31.7	1/2	76.2
T2U1270C	12.7	1/2	38.1	1/2	88.9
T2U1270E	12.7	1/2	50.8	1/2	101.6
T2U1270G	12.7	1/2	65.0	1/2	115.0

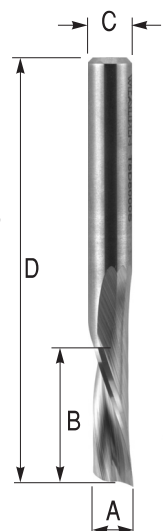
N.B. ITEMS IN BLUE ARE METRIC SHANK SIZES.



SINGLE FLUTE UP and DOWN CUT SPIRALS

Part No.	A		B	C	D	CUT up/down
	mm	inch				
T4DS3000	3.00	0.118	12.0	1/4"	50.0	down
T1D4000CZ1	4.00	5/32	20.0	4mm	64.0	down
T8DS8000	8.00	5/16	25.0	8mm	76.2	down
T4US3000	3.00	0.118	12.0	1/4"	50.0	up
T6US6000B	6.00	15/64	22.0	6mm	60.0	up
TNU06006027	6.00	15/64	27.0	6mm	60.0	up

These single flute tools are designed for high performance routing. They offer fast cut rates but at reduced surface finish. Single flute cutters may tend to cut undersize in hand routing applications.






SPIRAL CUTTERS – MICRO-GRAIN SOLID CARBIDE

These two flute compression spirals have up and down shear cut on the same cutter. This provides down shear cutting on the top and up shear cutting on the bottom of boards. They are ideal for edge trimming on double faced veneered boards. These cutters ensure a good finish on both faces of laminated and solid timber boards.

N.B. ITEMS IN BLUE ARE METRIC SHANK SIZES.

COMPRESSION SPIRAL

Part No.	A		B	C	D	E
	mm	inch				
T1C3000	3.00	0.118	20	3mm	64.0	3.8
T1C4000	4.00	5/32	20	4mm	64.0	5
T1C5000M	5.00	0.197	20	5mm	64.0	3
T6C6000M	6.00	15/64	22	6mm	64.0	3.5
T4C6350	6.35	1/4	25	1/4	64.0	6
T4C6350M	6.35	1/4	25	1/4	64.0	3.5
T8C8000	8.00	5/16	25	8mm	70.0	7
T8C8000M	8.0	5/16	25	8mm	70.0	5
T3C9525	9.53	3/8	32	3/8	76.2	12
T3C9525M	9.53	3/8	32	3/8	76.2	5
T9C1000XM	10.0	25/64	12	10mm	70.0	2
T9C1000	10.00	25/64	35	10mm	80.0	9
T2C1270	12.70	1/2	42	1/2	102.0	13
T2C1270M	12.70	1/2	25	1/2	66.9	9



SPIRAL TRIMMERS STC

A new range of solid tungsten carbide trimming cutters fitted with double bearing guides. The shearing action provides an exceptionally clean cut and the small diameter enables trimming into tight corners. The down shear trim produces a clean top edge finish on veneered boards etc.



UP – CUT SPIRAL

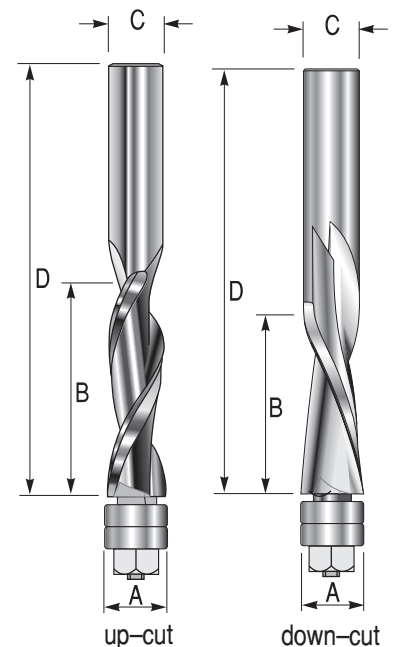
spares:

Part No.	A	B	C	D	Bearing
T4UT6350	6.35mm	26mm	1/4"	75mm	TB250
T8UT8000	8.00mm	30mm	8mm	80mm	TB208
T2UT1270	12.70mm	mm	1/2"	100mm	TB500

DOWN – CUT SPIRAL

spares:

Part No.	A	B	C	D	Bearing
T4DT6350	6.35mm	26mm	1/4"	75mm	TB250
T8DT8000	8.00mm	30mm	8mm	80mm	TB208
T2DT1270	12.70mm	mm	1/2"	100mm	TB500





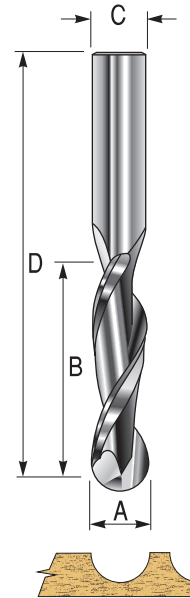
SPIRAL CUTTERS – MICRO-GRAIN SOLID CARBIDE

A range of high quality micro-grain solid carbide spiral upcut cutters with ball ends to give clean transition between depths. Primarily aimed at 3-D carving in CNC machines, this cutter may find other uses in freehand routing. All cutters are two flute.

N.B. ITEMS IN BLUE ARE METRIC SHANK SIZES.

BALL END UP – CUT SPIRAL

Part No.	A		B	C	D
	mm	inch			
T1UB3000	3.00	0.118	25.0	3mm	70.0
T4UB6350	6.35	1/4	25.4	1/4	63.5
T8UB8000	8.00	5/16	25.0	8mm	76.2
T2UB1270A	12.7	1/2	31.7	1/2	76.2
T2UB1270L	12.7	1/2	54.0	1/2	101.6




Three-flute solid carbide spiral cutters.

Roughing cutters are designed for high feed rates on CNC routers in dense materials such as hardwoods and plywood, when surface finish is not important. The rougher bit makes the first cut, followed by a second cut using a profile type tool. This cutter will produce a rippled edge to the cut. It is extremely quiet and smooth in operation, even with heavy cuts and high feed rates.

N.B. ITEMS IN BLUE ARE METRIC SHANK SIZES.

ROUGHING UP – CUT SPIRAL 3 FLUTE

Part No.	A		B	C	D
	mm	inch			
T8UR8000A	8.0	5/16	25.0	8mm	76.2
T8UR8000B	8.0	5/16	32.0	8mm	76.2
T9UR1000A	10.0	25/64	25.0	10mm	76.2
T9UR1000B	10.0	25/64	32.0	10mm	76.2
T2UR1270A	12.7	1/2	25.0	1/2	76.2
T2UR1270B	12.7	1/2	32.0	1/2	76.2
T2UR1270E	12.7	1/2	52.0	1/2	101.6



FINISHING CHIPBREAKER SPIRAL



A range of three flute chipbreaker spiral cutters, which give high feed rates with low noise. The spiral chipbreaker design gives a fine serrated finish with good chip clearance and low chip loading. In many situations the finish given may be acceptable without any further machining operations.

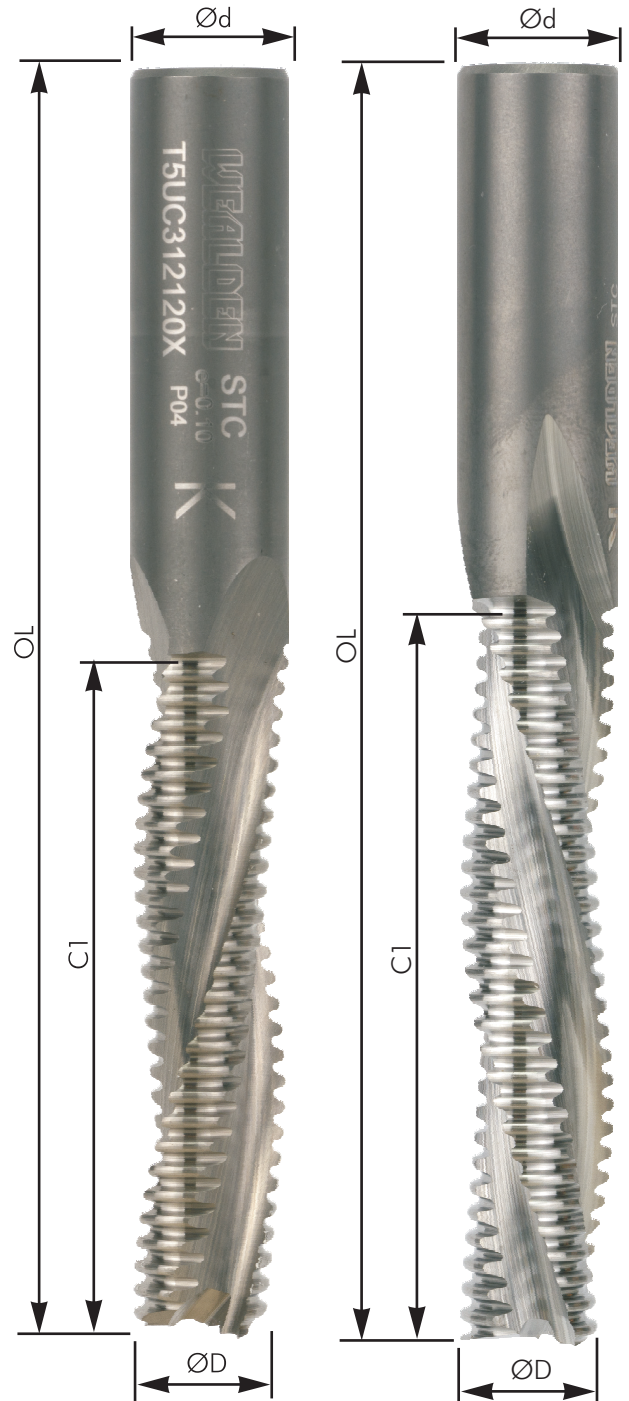
An increased range of these cutters is available in metric shank sizes in our CNC catalogue.

FINISHING CHIPBREAKER - 3 FLUTE DOWNCUT

Part No.	ØD		C1	Ød	OL
	mm	inch			
T5DC308080L	8.0	0.3149	32	8mm	80
T5DC312120X	12.0	0.4724	52	1/2"	100

FINISHING CHIPBREAKER - 3 FLUTE UPCUT

Part No.	ØD		C1	Ød	OL
	mm	inch			
T5UC208060	6.0	15/64	22	8mm	70
T5UC308080L	8.0	0.3149	32	8mm	80
T5UC312120	12.0	0.4724	32	1/2"	80
T5UC312120X	12.0	0.4724	52	1/2"	100



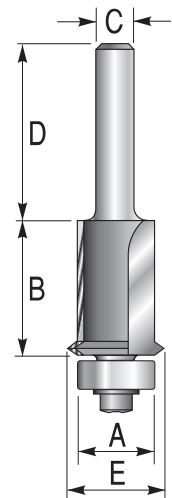
TRIM & V

Two flute trimming cutters which also forms a V groove to hide glue joint lines. Used for trimming laminate and solid lipping etc.



Replacement parts

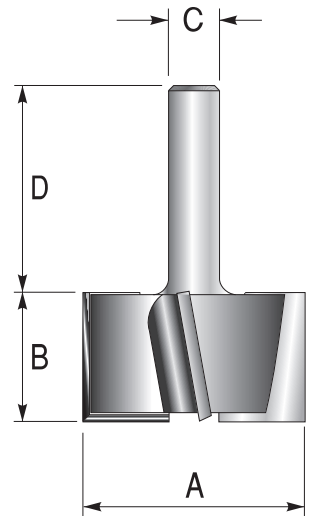
Part No.	A	B	C	D	E	Bearing
T8060B	12.7mm	25mm	1/4	38mm	16mm	TB500
T8061B - 8	12.7mm	25mm	8mm	38mm	16mm	TB500



TENON - SURFACE TRIM

A range of cutters intended mainly for cutting tenons with a clean finish on the shoulder. The cutters have 4 cutting edges with 2 down-shear blades for the shoulder and 2 up-shear blades for the face of the tenon. This design ensures a clean finish when cutting tenons and other applications requiring a wide rebate. The cutters are also suitable for surface trimming on large areas, for example when used in conjunction with a surfacing table.

Part No.	A	B	C	D
T2430	25.0mm	20mm	1/4	38mm
T2432 - 8	25.0mm	20mm	8mm	38mm
T2434 - 8	35.0mm	20mm	8mm	38mm
T2435 1/2	35.0mm	20mm	1/2	48mm
T2437 1/2	50.0mm	20mm	1/2	48mm



OVOLO - ELLIPTICAL

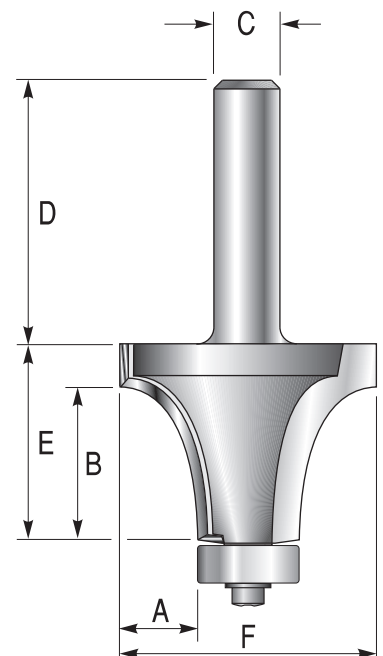

A two flute bearing guided cutter with an elliptical ovolo profile. The cutter is an exact match of the thumb mould T1372½ but in a vertical form. The cutter is primarily designed for the top moulding of easing pieces on stair handrails. In conjunction with the T1372½ cutter (page 15) handrails, easing pieces and wreaths may be produced. Other uses may include skirtings, architraves, etc.

The cutter is supplied with a TB748 bearing fitted and alternative bearings may be selected from the table below to vary the quirk dimension "G".

Part No.	A	B	C	D	E	F
T1375B 1/2	14mm	28.5mm	1/2	48mm	36mm	47mm

OPTIONAL BEARINGS

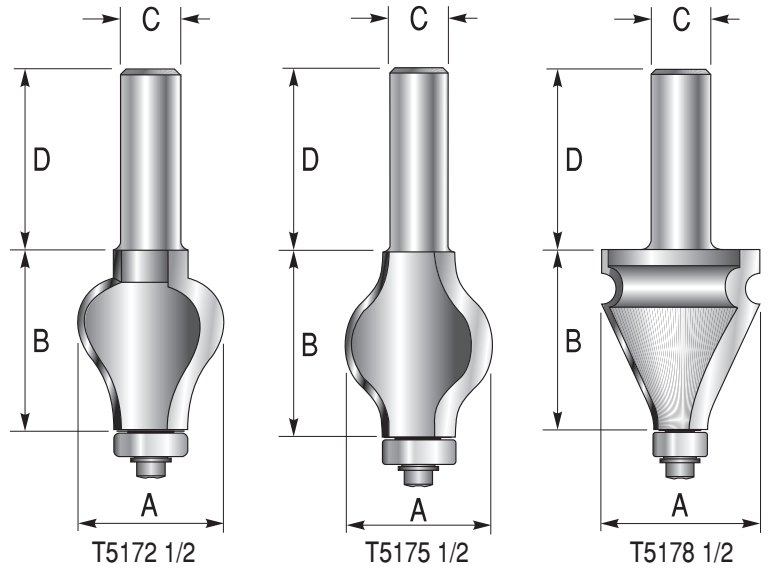
Part No.	G
TB748	0 (supplied with cutter)
TB625	1.5mm
TB504	3.1mm



HANDRAIL CUTTERS

A range of two flute bearing guided cutters for cutting the finger grip moulding on handrails. The cutters when used in conjunction with the T1372½ (below) or T1375B½ (page 14) will cut a traditional handrail moulding. It is also possible to produce easing pieces and wreaths: see the notes on page 14.

Part No.	A	B	C	D
T5172 1/2	31.8mm	38mm	1/2	38mm
T5175 1/2	31.8mm	38mm	1/2	38mm
T5178 1/2	34.9mm	38mm	1/2	38mm



Replacement bearings

Cutter No.	Bearing
T5172½	TB625
T5175½	TB625
T5178½	TB504



Half scale drawings of the handrails possible with the above cutters in conjunction with T1372½.

Profiles on the right are full size.

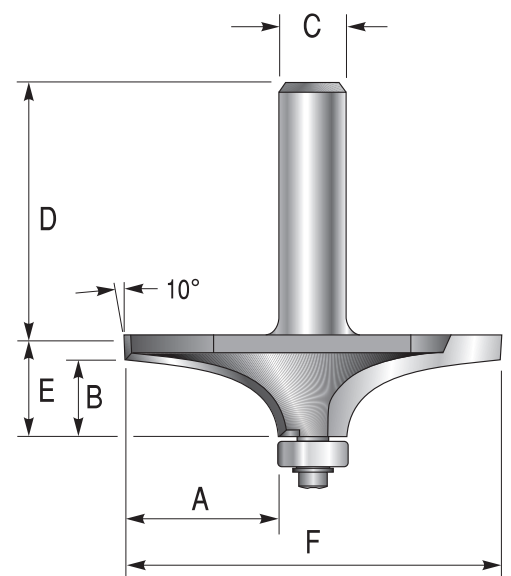


THUMB MOULD

This range of two flute 1/2" shank cutters produces a traditional elliptical profile in two sizes. This cutter is generally used to produce decorative table top edges with or without quirks on the top or side. The cutter may however find many other uses for decorative profiling, including architraves, dressers etc.

The cutter is supplied with a TB501 bearing fitted, but can also be used with a fence. Alternative bearings may be selected from the table below to produce the varying quirk sizes. These should be ordered separately. The T1372½ cutter has a large overall diameter and should ideally be used in a stationary machine at approximately 12,000 to 14,000 rpm.

Part No.	A	B	C	D	E	F
T1370 1/2	22.0mm	12mm	1/2	48mm	18mm	57mm
T1372 1/2	28.5mm	14mm	1/2	48mm	19mm	70mm



OPTIONAL BEARINGS

Part No.	G
TB501	0 supplied with cutter
TB394	1.4mm
TB315	2.3mm



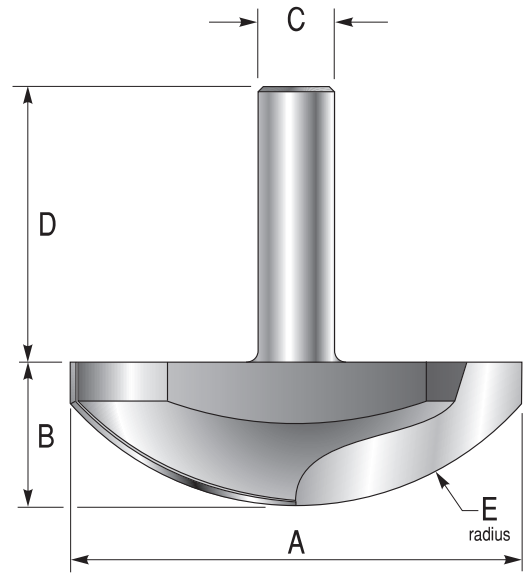
DISHED PANEL MOULD

These two flute shallow dish cutters are suitable for panel raising using a router fitted with a fence. Other uses include shallow curved moulding, chair seats etc.

N.B. The T7607½ & T7615½ are large cutters and should be used at **12,000 rpm maximum**.

PLEASE ENSURE THESE LARGE CUTTERS WILL FIT THROUGH THE BASE OF YOUR MACHINE AND THROUGH THE ROUTER TABLE.

Part No.	A	B	C	D	E
T7605	35mm	16mm	1/4	38mm	25mm
T7606 – 8	35mm	16mm	8mm	38mm	25mm
T7607 1/2	35mm	16mm	1/2	45mm	25mm
T7611 1/2	60mm	23mm	1/2	45mm	35mm
T7615 1/2	75mm	24mm	1/2	45mm	50mm



Profiles are shown approximately full size



OVOLO – THUMB MOULD

A two flute 1/2" shank cutter to produce a traditional elliptical ovolo profile. This cutter is generally used for moulding skirtings and architraves etc. but is also suitable to produce decorative mouldings on table tops, dressers etc. The cutter is supplied with a bearing to give a 4mm quirk, although other bearings are available to alter the quirk dimension "G". Select from the table below and order separately. The bearing assembly may be completely removed, making the cutter suitable for panel work etc. This large cutter should be used at **16,000 rpm maximum**.

PLEASE ENSURE THIS LARGE CUTTER WILL FIT THROUGH THE BASE OF YOUR MACHINE AND THROUGH THE ROUTER TABLE.

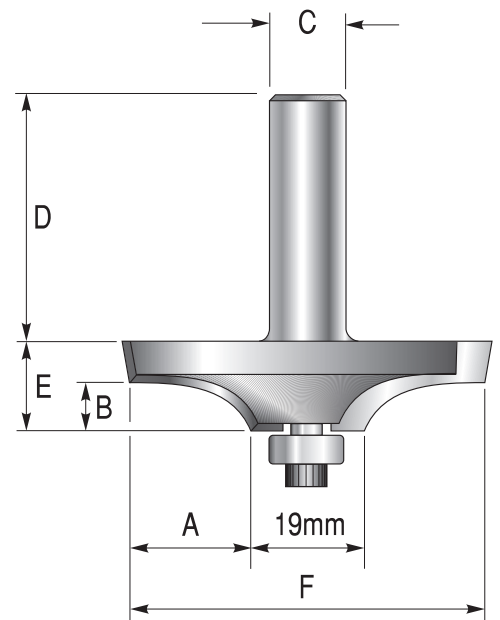
Part No.	A	B	C	D	E	F
T1369 1/2	20.0mm	8mm	1/2	40mm	14mm	59mm

OPTIONAL BEARINGS

Part No.	G
TB744	0
TB216	1.5mm
TB213	3.0mm
TB211	4.0mm (supplied)
TB209	5.0mm
TB208	5.5mm



Profile is shown approximately full size



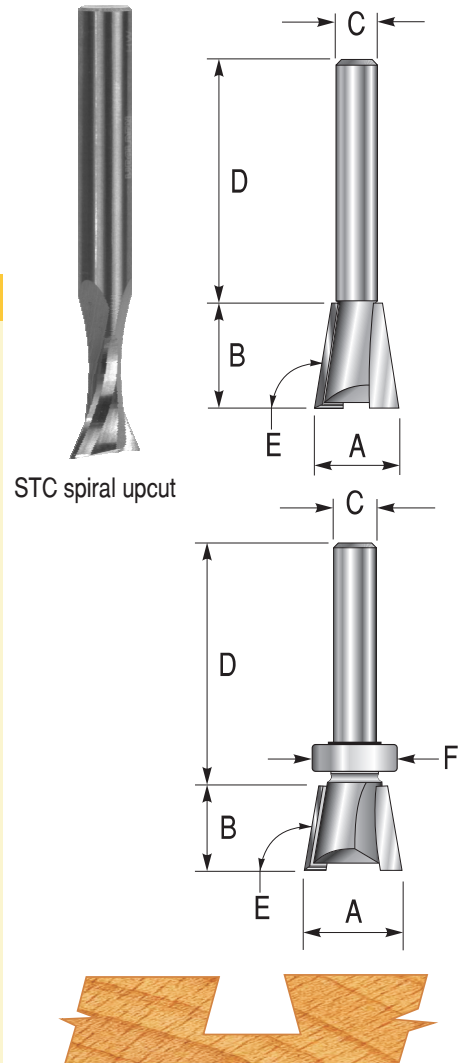
DOVETAIL

Two flute dovetail cutters are suitable for use either freehand or in dovetail jigs. They are most useful for producing accurate joints on housings, drawer fronts, corners etc. An entry under jigs in the list below indicates that the cutter is suitable for use with that make of dovetail jig.

* The T1020B cutter is fitted with a guide bearing and is suitable for use with most makes of Taiwanese cam locking type jigs.

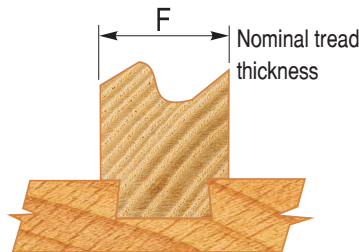
** The bearings on these bearing guided cutters are NOT replaceable.

Part No.	A	B	C	D	E°	F	Jigs
T1007	6.3mm	7.9mm	1/4	38mm	97.5°		
T1011	12.7mm	18.0mm	1/4	48mm	101°		Leigh
T1012	9.5mm	15.0mm	1/4	48mm	98°		Leigh
T1013	9.5mm	10.0mm	1/4	38mm	98°		
T1014	12.7mm	14.0mm	1/4	38mm	103°		Elu
T1015	12.7mm	12.0mm	1/4	38mm	103°		
T1016	12.7mm	22.0mm	1/4	48mm	98°		Leigh
T1017	12.7mm	14.0mm	1/4	48mm	104°		Leigh
T1018	14.4mm	15.0mm	1/4	38mm	103°		
T1018 1/2	14.4mm	15.0mm	1/2	38mm	103°		
T1021	15.0mm	15.0mm	1/4	40mm	105°		
T1021-8	15.0mm	15.0mm	8mm	48mm	105°		
T1019 1/2	19.0mm	20.0mm	1/2	38mm	103°		
T1025 1/2	17.5mm	25.0mm	1/2	48mm	98°		Leigh
T1026 1/2	20.6mm	32.0mm	1/2	48mm	98°		Leigh
T1029 1/2	16.3mm	14.0mm	1/2	48mm	106.5°		
Solid Tungsten Carbide Spiral Upcut:							
T1034S	12.7mm	14.0mm	8mm	48mm	104°		
Fitted with guide bearing:							
T1010B-8	14.3mm	20.5mm	8mm	77mm	100°	12.7mm	**
T1020B	14.9mm	12.0mm	1/4	30mm	104°	12.7mm	*

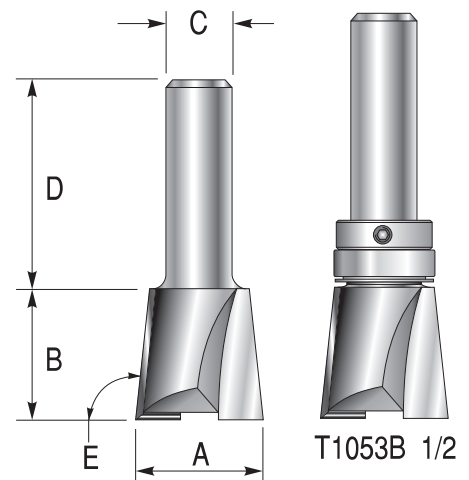


STAIR HOUSING

A range of two flute cutters for producing traditional stair housings, large dovetail joints etc. These cutters may be used in conjunction with some commercially available stair jigs.



Part No.	A	B	C	D	E°	F
T1041 - 8	14.0mm	20mm	8mm	38mm	95°	22.0mm
T1041 1/2	14.0mm	20mm	1/2	40mm	95°	22.0mm
T1042 - 8	16.0mm	25mm	8mm	38mm	95°	25.4mm
T1042 1/2	16.0mm	25mm	1/2	40mm	95°	25.4mm
T1045 3/8	19.0mm	25.4mm	3/8	38mm	95°	28.5mm
T1045 1/2	19.0mm	25.4mm	1/2	40mm	95°	28.5mm
T1047 1/2	22.0mm	25.4mm	1/2	40mm	95°	32.0mm
T1050 1/2	25.4mm	25.4mm	1/2	40mm	95°	35.0mm
Fitted with guide bearing:						
T1053B 1/2	22.50mm	20mm	1/2	55mm	95°	32.0mm



EASI-TIP

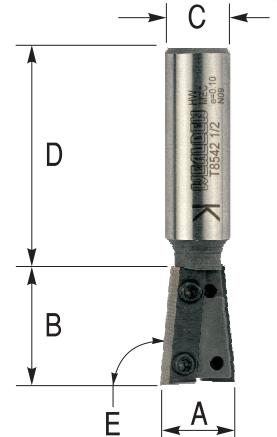
also CNC

STAIR HOUSING EASI-TIP

These heavy duty two flute replaceable tip stair trenching cutters have TC replaceable knives, offering a cost effective solution on abrasive materials. All blades are double sided except TK5727, so may be rotated for extra economy.

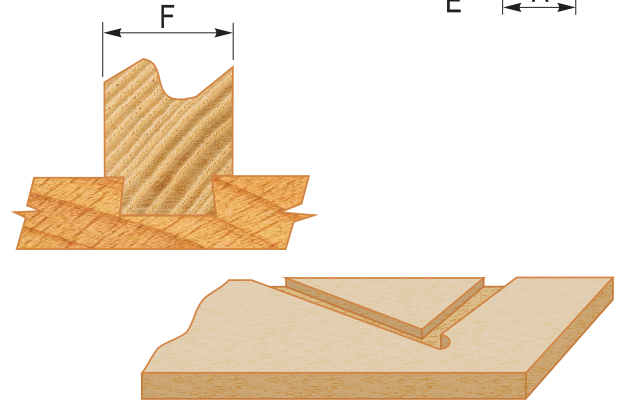
Cutters are for RH rotation, LH versions can be supplied to special order: please enquire for prices.

Part No.	A	B	C	D	E°	F	Blade	Rotation
T8542 1/2	16.0mm	23.0mm	1/2	42mm	95°	25.4mm	TK5727	RH
T8545 1/2	19.0mm	25.4mm	1/2	40mm	95°	28.5mm	TK5730	RH
T8547 1/2	22.0mm	25.4mm	1/2	40mm	95°	32.0mm	TK5742	RH
T8550 1/2	25.4mm	25.4mm	1/2	40mm	95°	35.0mm	TK5742	RH
T8577 1/2	22.0mm	25.4mm	1/2	40mm	95°	35.0mm	TK5842	LH



Replacement parts

Part No.	Description
TK5727	TC knife (23x7x1.5) single sided RH
TK5730	TC knife (26x9x1.5) double sided RH
TK5742	TC knife (27x12x1.5) double sided RH
TK5842	TC knife (27x12x1.5) double sided LH
TQ304	Torx screw M3 x 4.0 - head 4.6 dia. for T8542
TQ350	Torx screw M3.5 x 5.0 - head 6.0 dia. for T8545
TQ406	Torx screw M4 x 6.0 - head 8.5 dia. for T8547 & T8550
F002079	Torx key T8 for T8542



BIRDS MOUTH

May be used to make multi-sided objects, such as boxes, barrels etc.

The two flute bevel cutter creates a notch or "birdsmouth" on one edge of a piece of timber which mates against the square edge of the next piece of timber, offering a larger gluing surface for maximum strength as well as an interlocking joint to aid assembly. Only one side of the workpiece is machined to form the joint.

The T3282-1/2 cutter will produce 6-sided or 12-sided boxes, depending which way up the timber is machined. The T3294-1/2 will produce 8-sided boxes.


Maximum timber thickness:

6-sided boxes 20mm

8-sided boxes 20mm

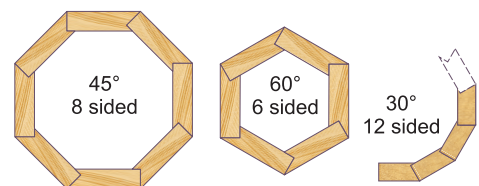
12-sided boxes 12mm

Recommended to be used in table-mounted routers.



WEALDEN NEW RANGE

Part No.	A	B	C	D	E	Angle
T3282 1/2	53mm	26mm	1/2	40mm	4.5mm	35°/60°
T3294 1/2	46mm	34mm	1/2	40mm	6.0mm	45°

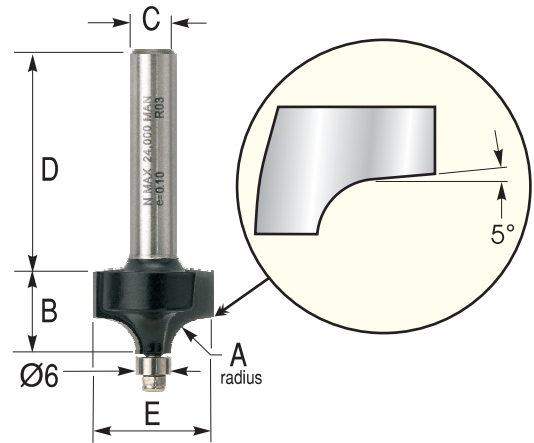


ARRIS ROUNDING MINIATURE BEARING

These two flute TC tipped cutters are designed for araising in confined grooves etc. The top edge of the cutter has a taper after the radius to produce a soft edge to the cut. This design helps produce a smooth cut without the need for any additional finishing.



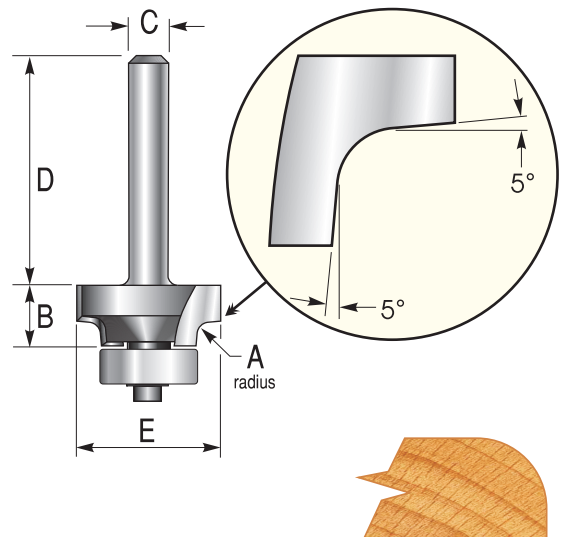
Part No.	A	B	C	D	E
T1532B - 8	2.0mm	10mm	8mm	38mm	10mm
T1533B - 8	3.0mm	10mm	8mm	38mm	12mm
T1535B - 8	5.0mm	12mm	8mm	38mm	16mm



ARRIS ROUNDING


This two flute TC tipped cutter is designed to remove the arris from timber, having a taper after the radius to produce a soft edge to the cut. This design helps produce a smooth cut without the need for any additional finishing.

Part No.	A	B	C	D	E
T1300B	1.0mm	10mm	1/4"	38mm	18.7mm
T1301B	1.5mm	10mm	1/4"	38mm	18.7mm
T1302B	2.0mm	10mm	1/4"	38mm	19.7mm
T1302B - 8	2.0mm	10mm	8mm	38mm	19.7mm
T1303B	3.0mm	10mm	1/4"	38mm	21.7mm
T1304B	4.0mm	10mm	1/4"	38mm	23.7mm
T1305B	5.0mm	10mm	1/4"	38mm	25.7mm
T1306B	6.0mm	10mm	1/4"	38mm	27.7mm

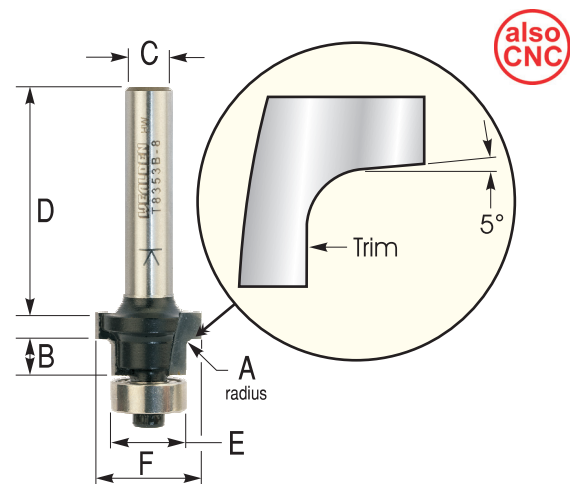


ARRIS TRIMMER

This two flute TC tipped cutter is designed to remove the arris from timber and trim at the same time. It has a taper after the radius to produce a soft edge to the cut. The extended timmer allows tabs on CNC work to be trimmed at the same time as moulding an arris on the edge.



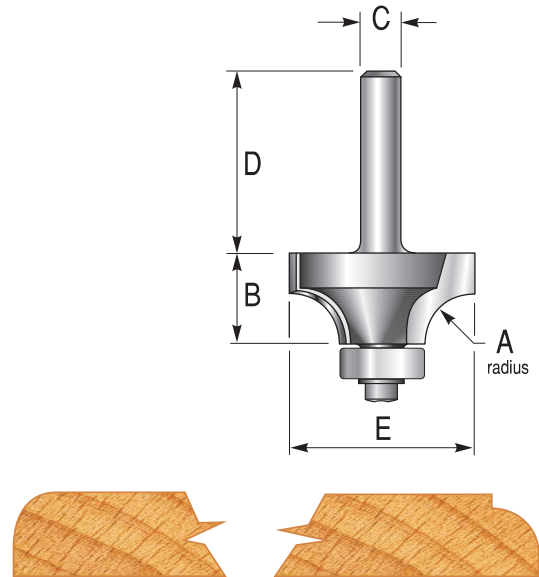
Part No.	A	B	C	D	E	F
T8353B - 8	1.0mm	6mm	8mm	38mm	12.7mm	17.7mm
T8354B - 8	1.5mm	6mm	8mm	38mm	12.7mm	18.7mm
T8355B - 8	2.0mm	6mm	8mm	38mm	12.7mm	19.7mm



ROUNDING OVER (pencil round)

Two flute cutters with bearing guide. Used to produce a radiused edge with or without a top quirk. These cutters will only accept the bearing supplied and so are not suitable for producing an ovolo profile. They offer a lower cost alternative to the Round Over/Ovolo cutter.

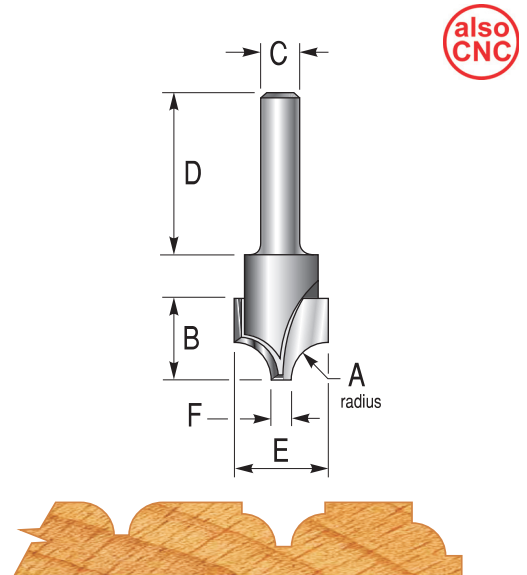
Part No.	A	B	C	D	E
T508B	6.0mm	13mm	1/4	35mm	24.7mm
T508B 1/2	6.0mm	13mm	1/2	36mm	24.7mm
T512B	10.0mm	16mm	1/4	35mm	32.7mm
T512B 1/2	10.0mm	16mm	1/2	36mm	32.7mm
T516B	13.0mm	19mm	1/4	38mm	38.7mm
T516B 1/2	13.0mm	19mm	1/2	36mm	38.7mm



PANEL BEADING

Two flute beading cutters for producing ovolo and rounding over profiles. May also be used for decorative panel work and mock panelling.

Part No.	A	B	C	D	E	F
T161	2.0mm	6mm	1/4	38mm	7.0mm	3.0mm
T161 1/2	2.0mm	6mm	1/2	40mm	7.0mm	3.0mm
T162	3.2mm	7mm	1/4	38mm	9.5mm	3.0mm
T163	4.8mm	10mm	1/4	38mm	12.7mm	3.0mm
T164	6.4mm	13mm	1/4	38mm	16.0mm	3.2mm
T164 1/2	6.4mm	13mm	1/2	40mm	16.0mm	3.2mm
T165	9.5mm	16mm	1/4	38mm	22.2mm	3.2mm
T165 1/2	9.5mm	16mm	1/2	40mm	22.2mm	3.2mm



EDGE BAND TRIM

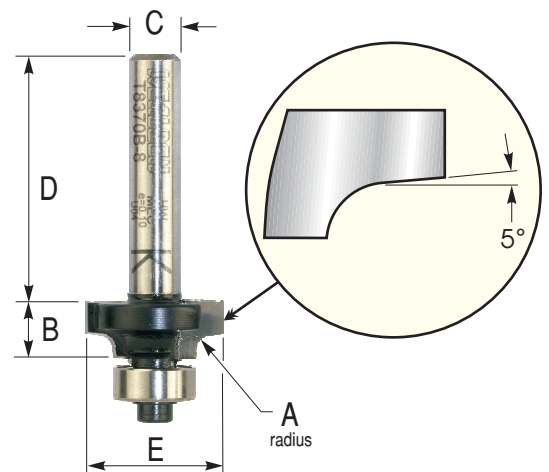
This two flute TC tipped cutter fills the requirement for those using portable edgebanders who trim with either a trim router or on a router table.



The cutter has increased cut length across the diameter, giving it the ability to trim up to 3mm edging materials.

You will need an 8mm collet and a step base on your trimmer.

Part No.	A	B	C	D	E
T8370B - 8	2.0mm	8.5mm	8mm	38mm	21mm

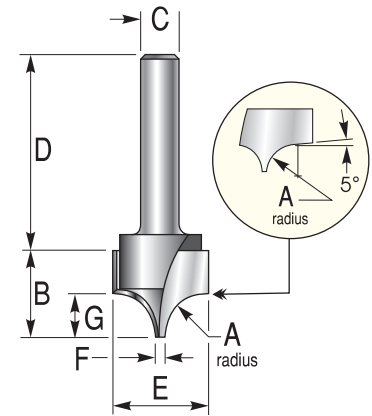


POINT ROUND

Two flute point round over cutters are suitable for many applications including panel decoration, veining, reeding, fluting, roping, etc. on legs and columns.



Part No.	A	B	C	D	E	F	G
T130 - 8	3.0mm	10mm	8mm	38mm	11mm	0.6mm	2.3mm
T140	4.0mm	12mm	1/4	38mm	13mm	1.2mm	3.6mm
T140 - 8	4.0mm	12mm	8mm	38mm	13mm	1.2mm	3.6mm
T141 - 8	5.0mm	14mm	8mm	38mm	15mm	1.7mm	4.8mm
T142 - 8	6.0mm	15mm	8mm	38mm radius</td <td>17mm</td> <td>2.0mm</td> <td>5.5mm</td>	17mm	2.0mm	5.5mm
T145	8.0mm	18mm	1/4	38mm	20mm	2.0mm	7.0mm
T145 - 8	8.0mm	18mm	8mm	38mm	20mm	2.0mm	7.0mm
T145 1/2	8.0mm	18mm	1/2	45mm	20mm	2.0mm	7.5mm
T146 - 8	10.0mm	21mm	8mm	38mm	24mm	2.0mm	10.5mm
T146 1/2	10.0mm	21mm	1/2	45mm	24mm	2.0mm	10.5mm
T147 1/2	12.0mm	23mm	1/2	45mm	28mm	2.0mm	12.0mm



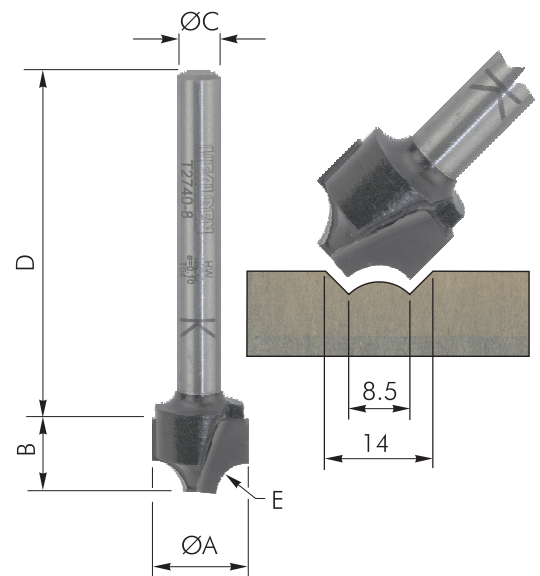

BEAD & BUTT

A two flute TC tipped cutter that can be used in conjunction with a tilting base trim router to machine a bead & butt profile in MDF.

To improve stability in use a custom base can be made, a drawing of which can be found in our downloads section.


N.B. This cutter is only available in 8mm shank.

Part No.	A	B	C	D	E
T2740 - 8	18mm	13mm	8mm	60mm	R6




BUTT BEAD

These bearing guided two flute cutters will produce a bead and V profile for producing bead and butt boarding.

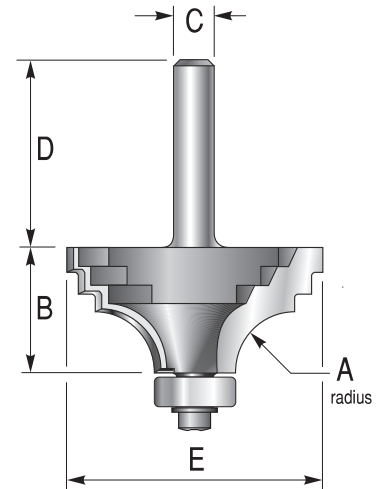
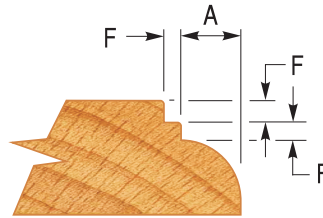


Part No.	A	B	C	D	E	F
T2690B-8	6.0mm	19.6mm	8mm	38mm	19.2mm	3.6mm
T2693B-8	8.0mm	22.6mm	8mm	38mm	21.2mm	4.6mm
T2696B-8	10.0mm	25.6mm	8mm	38mm	23.2mm	5.6mm
T2697B 1/2	10.0mm	25.6mm	1/2"	40mm	23.2mm	5.6mm



CASING SQUARE

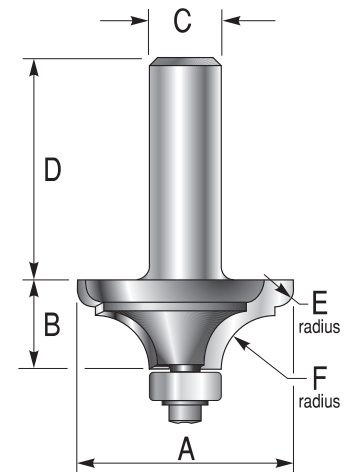
This bearing guided cutter produces a round over with an additional square fillet. The decorative edge produced is most attractive and is particularly suitable for edging pine tables etc. The small radius on the corners produces a profile that requires little finishing.



Part No.	A	B	C	D	E	F
T542B	9.5mm	20mm	1/4	38mm	41mm	3mm

OFFSET CLASSIC MOULD

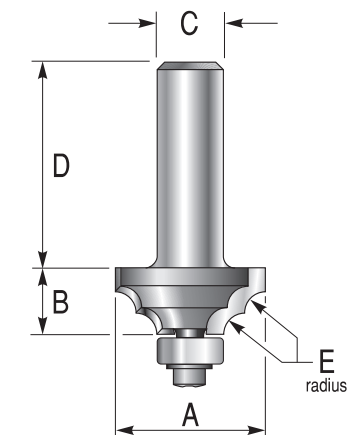
Two fluted bearing guided edge mould cutter with a classical profile. Suitable for moulding boards with a thickness of 18mm and over. May be used on work thinner than 18mm, but in this case the bearing would need to run against a template or straight edge.



Part No.	A	B	C	D	E	F
T2651B	38mm	16mm	1/4	30mm	3.2mm	9.5mm
T2652B 1/2	38mm	16mm	1/2	38mm	3.2mm	9.5mm

BEAD OVOLO

A bearing guided two flute cutter to produce an attractive double beaded ovolo, with or without a top quirk. This type of cutter finds uses for decorative edge mouldings on plaques, bases, shields etc. as well as furniture.



Part No.	A	B	C	D	E
T2590B	28.6mm	12.7mm	1/4	30mm	4mm
T2591B 1/2	28.6mm	12.7mm	1/2	36mm	4mm

OVOLO – ROUND OVER

The traditional ovolo/round over profile is used extensively in the furniture and cabinet trades for edge moulding etc. This range of two flute cutters will produce a round over or an ovolo profile, depending upon the bearing fitted. The cutter comes complete with **two bearings** (to produce an ovolo and a round over) and an Allen key. The ovolo bearing supplied is detailed below and varies depending on the cutter part number. Other bearings may be ordered separately and are shown in the lists below, along with the quirk dimension "F" produced (NB: 0mm quirk = round over).

SMALL SERIES

Part No.	A	B	C	D	E	Bearing supplied
T1325	2.5mm	10mm	1/4	38mm	18.0mm	TB394
T1327	3.2mm	10mm	1/4	38mm	19.4mm	TB394
T1326	4.0mm	10mm	1/4	38mm	21.0mm	TB394
T1328	4.8mm	12mm	1/4	38mm	22.6mm	TB394
T1329	6.0mm	14mm	1/4	38mm	25.0mm	TB315

Optional bearings for **small** series cutters - ABOVE (order separately)

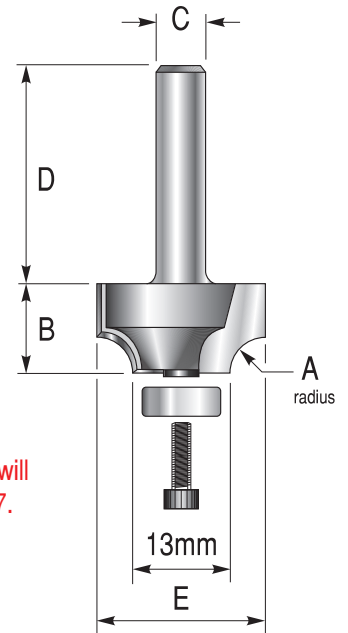
Bearing	F (quirk)
TB452	0mm
TB451	0.5mm
TB450	1.0mm
TB394	1.5mm
TB320	2.0mm
TB315	2.5mm

Optional bearings for **large** series cutters - BELOW (order separately)

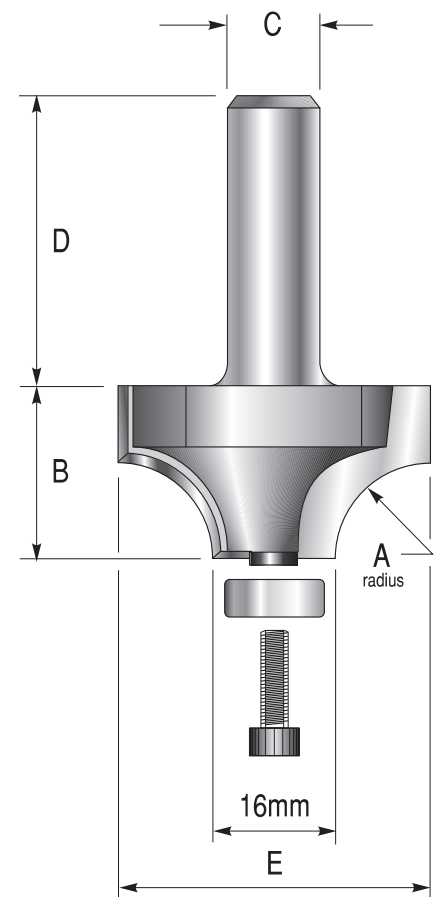
Bearing	F (quirk)
TB216	0mm
TB322	1.0mm
TB213	1.5mm
TB212	2.0mm
TB211	2.5mm
TB210	3.0mm
TB209	3.5mm
TB208	4.0mm

LARGE SERIES

Part No.	A	B	C	D	E	Bearing supplied
T1332	6.3mm	16mm	1/4	38mm	28.6mm	TB212
T1333 1/2	6.3mm	16mm	1/2	40mm	28.6mm	TB212
T1334	8.0mm	16mm	1/4	38mm	32.0mm	TB212
T1335 1/2	8.0mm	16mm	1/2	40mm	32.0mm	TB212
T1336	9.5mm	19mm	1/4	38mm	35.0mm	TB212
T1337 1/2	9.5mm	19mm	1/2	40mm	35.0mm	TB212
T1330	11.0mm	21mm	1/4	38mm	38.0mm	TB212
T1331 1/2	11.0mm	21mm	1/2	40mm	38.0mm	TB212
T1338	12.7mm	23mm	1/4	38mm	41.4mm	TB210
T1339 1/2	12.7mm	23mm	1/2	40mm	41.4mm	TB210
T1340 1/2	14.0mm	24mm	1/2	40mm	44.0mm	TB210
T1340E 1/2	15.0mm	24mm	1/2	40mm	44.0mm	TB210
T1341 1/2	16.0mm	25mm	1/2	40mm	48.0mm	TB210
T1342 1/2	19.0mm	28mm	1/2	40mm	54.0mm	TB210
T1343 1/2	22.0mm	30mm	1/2	40mm	60.0mm	TB210
T1344 1/2 *	25.4mm	35mm	1/2	40mm	66.8mm	TB210
T1345 1/2 *	28.0mm	38mm	1/2	40mm	72.0mm	TB210
T1346 1/2 *	30.0mm	40mm	1/2	40mm	76.0mm	TB210
T1347 1/2 *	35.0mm	45mm	1/2	40mm	86.0mm	TB210



A range of smaller ovolo/round cutters will be found on page 97.



*** NOT SUITABLE FOR USE IN HAND ROUTERS**

Ovolo scribe cutters for use in conjunction with some of these cutters see page 54.



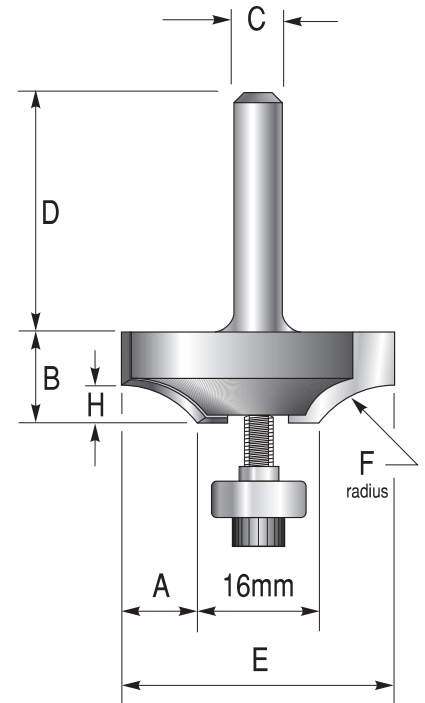
FLAT OVOLO

Two sizes of bearing guided flat ovolo cutter. The flat profile, in contrast to the more normal quarter round, has a width which is twice the height. This is particularly suited to decorative edge work on tables etc. The cutter is supplied with a bearing to give a 3mm quirk, although other bearings are available to alter the quirk dimension "G". Select from the table below and order separately. The bearing assembly may be completely removed, making the cutter suitable for panel work etc.

Part No.	A	B	C	D	E	F	H
T1380	10.0mm	13mm	1/4	35mm	36mm	12.5mm	5.0mm
T1380 1/2	10.0mm	13mm	1/2	40mm	36mm	12.5mm	5.0mm
T1382 1/2	15.0mm	15mm	1/2	40mm	46mm	18.0mm	7.5mm

OPTIONAL BEARINGS

Bearing	G
TB216	0mm
TB213	1.5mm
TB212	2.0mm
TB210	3.0mm (supplied)
TB209	3.5mm
TB208	4.0mm



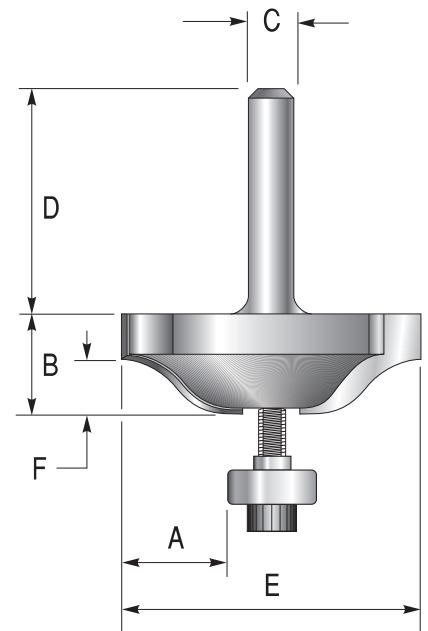
FLAT ROMAN OGEE

A bearing guided two flute flat ogee cutter in three sizes. This type of cutter will find many uses for edge moulding, particularly where a wide shallow mould is required. The cutter is supplied with a bearing to produce the moulded width "A". Other bearings are available as optional extras – select from the table below. The bearing assembly may be completely removed, making the cutter suitable for false panel work etc.

Part No.	A	B	C	D	E	F
T7540	10.0mm	11mm	1/4	35mm	30mm	5.0mm
T7541	15.0mm	14mm	1/4	35mm	42mm	7.5mm
T7541 1/2	15.0mm	14mm	1/2	40mm	42mm	7.5mm
T7542 1/2	25.0mm	18mm	1/2	40mm	62mm	12.5mm

OPTIONAL BEARINGS

Bearing	alters A dimension
TB216	-2.0mm
TB213	-0.5mm
TB212	0mm (supplied)
TB210	+1.0mm
TB209	+1.5mm
TB208	+2.0mm



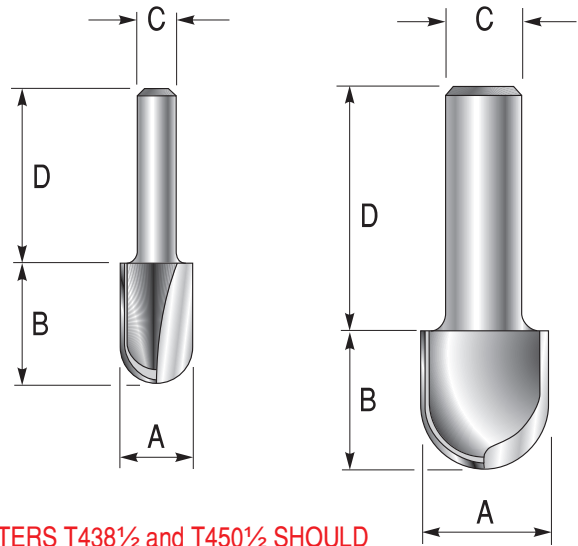


CORE BOX

Part No.	A	B	C	D
T403	3.2mm	8mm	1/4	38mm
T404	4.8mm	10mm	1/4	38mm
T406.4	6.4mm	16mm	1/4	38mm
T406.4S ##	6.4mm	16mm	1/4	38mm
T407 1/2	6.4mm	16mm	1/2	40mm
T408	8.0mm	16mm	1/4	38mm
T409 1/2	8.0mm	16mm	1/2	40mm
T409S 1/2 ##	8.0mm	18mm	1/2	40mm
T409.5	9.5mm	16mm	1/4	38mm
T410 1/2	9.5mm	16mm	1/2	40mm
T411 1/2	10.0mm	16mm	1/2	40mm
T412.7	12.7mm	16mm	1/4	38mm
T413 1/2	12.7mm	16mm	1/2	40mm
T416E	16.0mm	19mm	1/4	38mm
T417 1/2	16.0mm	20mm	1/2	40mm
T419	19.0mm	19mm	1/4	38mm
T420 1/2	19.0mm	20mm	1/2	40mm
T421 1/2	20.0mm	22mm	1/2	40mm
T422	22.0mm	22mm	1/4	38mm
T423 1/2	22.0mm	24mm	1/2	40mm
T425	25.4mm	22mm	1/4	38mm
T425.4 1/2	25.4mm	24mm	1/2	40mm
T430 1/2	30.0mm	25mm	1/2	40mm
T432 1/2	32.0mm	25mm	1/2	40mm
T438 1/2	38.0mm	30mm	1/2	40mm
T450 1/2	50.8mm	32mm	1/2	40mm

Two flute Core Box cutters used for decorative finishing work, panelling, concave moulded edges, drip grooves, fluting etc. They may also be used in conjunction with Ovolo/Round Over cutters to produce drop leaf joints.

These cutters are solid TC for maximum strength and rigidity.
See also long shank core box on page 26



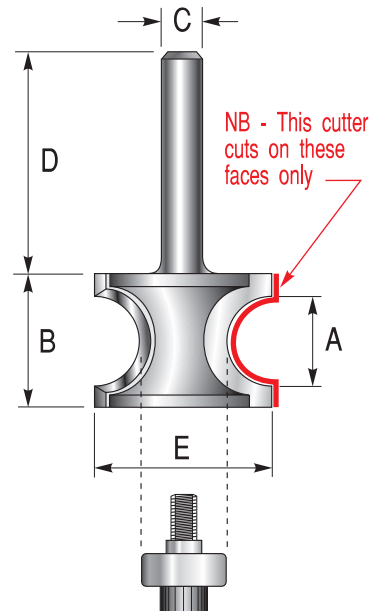
CUTTERS T438½ and T450½ SHOULD BE USED AT 16,000 RPM MAXIMUM.



BEAD & EDGE RADIUS

These two flute cutters produce a full radius bead for rounding over edges and decorative work. Typical uses include table tops, sideboards, shelves, stair nosings etc. The cutter can also be used to produce a bead with a single or double quirk. Optional bearing kits are available which are sized to be slightly smaller than the centre diameter of the cutter (E) – select from the table below.

Part No.	A	B	C	D	E	Bearing kit
T2520	6.0mm	20mm	1/4	38mm	20mm	TB2520A
T2519	8.0mm	20mm	1/4	38mm	22mm	TB2520A
T2519 1/2	8.0mm	20mm	1/2	40mm	22mm	TB2520A
T2521	10.0mm	20mm	1/4	38mm	24mm	TB2520A
T2521 1/2	10.0mm	20mm	1/2	40mm	28mm	TB2520C
T2522	12.0mm	20mm	1/4	38mm	26mm	TB2520A
T2522 1/2	12.0mm	20mm	1/2	40mm	30mm	TB2520C
T2523 - 8	16.0mm	30mm	8mm	38mm	32mm	TB2520B
T2523 1/2	16.0mm	30mm	1/2	40mm	32mm	TB2520B
T2524 1/2	20.0mm	35mm	1/2	40mm	36mm	TB2520B
T2525 1/2	25.0mm	40mm	1/2	40mm	43mm	TB2520C
T2526 1/2	32.0mm	40mm	1/2	40mm	48mm	TB2520B



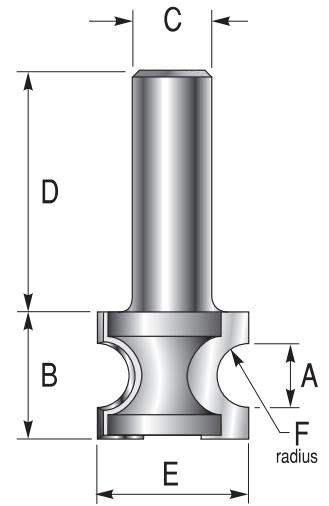

Optional bearing kit (order separately)



CUTTERS T2525½ and T2526½ SHOULD BE USED AT 16,000 rpm MAXIMUM.

STAFF BEAD – JOINTERS


Two pairs of matched 2 flute cutters for producing a staff bead joint. The cutters are sold separately but may also be used together to produce matching joints. Uses include, location beads, dust proof hinged joints and glued joints where the long glue line ensures a stronger joint. The T2514 cutter matches T2515 and T2510½ matches T2511½.



STAFF BEAD

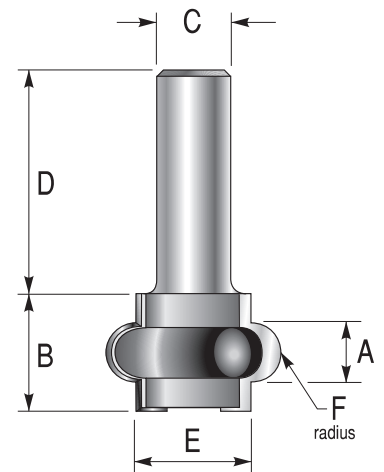

Part No.	A	B	C	D	E	F
T2514	6.0mm	22mm	1/4	38mm	22mm	3.00mm
T2510 1/2	10.0mm	19mm	1/2	46mm	30mm	5.00mm
T2378A 1/2	12.0mm	28mm	1/2	46mm	30mm	6.00mm

In addition to being used with the staff bead cutter above, the staff flute cutter below may be used to simultaneously edge trim and machine a flute.



STAFF FLUTE

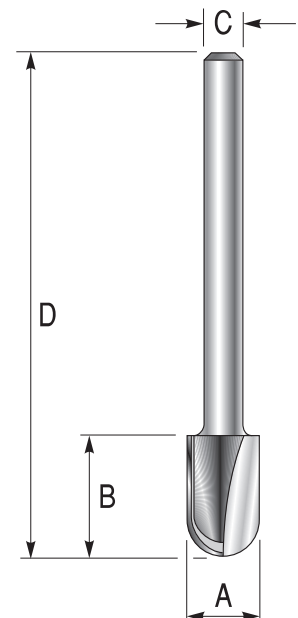
Part No.	A	B	C	D	E	F
T2515	6.0mm	22mm	1/4	38mm	16mm	3.00mm
T2511 1/2	10.0mm	19mm	1/2	46mm	16mm	5.00mm
T2378B 1/2	12.0mm	28mm	1/2	46mm	16mm	6.00mm



CARVING CORE BOX – LONG

A range of extra long shank core box bits suitable for deep reach cutting on CNC machines or where roughing out carvings etc. Extra care needs to be taken with these long reach cutters to avoid breakage, ensure only light cuts are taken.

Part No.	A	B	C	D
T4504 – 8	4.0mm	10mm	8mm	100mm
T4506 – 8	6.0mm	12mm	8mm	100mm
T4508 – 8	8.0mm	14mm	8mm	100mm
T4510 – 8	10.0mm	16mm	8mm	100mm
T4512 – 8	12.0mm	16mm	8mm	100mm
T4516 – 8	16.0mm	19mm	8mm	100mm
T4519 – 8	19.0mm	19mm	8mm	100mm



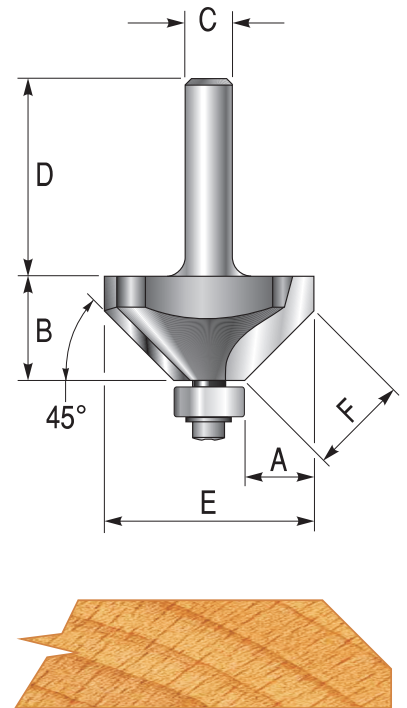
CHAMFER – 45°

Two flute cutter with guide bearing to produce chamfered edges. Used for relieving edges on frames, legs, sills, mouldings etc. Stopped chamfers can be an attractive decoration for beams, gates etc.

Two sizes of miniature bearing cutters are now available for use in confined spaces.

N.B. The T917B¹/₂ & T918B¹/₂ are large cutters and should be used at 16,000 RPM MAXIMUM. Please also ensure these cutters will fit through the base of your machine.

Part No.	A	B	C	D	E	F	Ø bearing
T910B – 8	5.0mm	7mm	8mm	38mm	16mm	7mm	6.0mm
T912B – 8	12.0mm	14mm	8mm	38mm	30mm	17mm	6.0mm
T914B	7.0mm	11mm	1/4	38mm	24mm	9mm	10.0mm
T914B – 8	7.0mm	11mm	8mm	38mm	24mm	9mm	10.0mm
T916B	12.0mm	16mm	1/4	38mm	34mm	17mm	10.0mm
T916B – 8	15.0mm	20mm	8mm	38mm	40mm	21mm	10.0mm
T916B 1/2	14.6mm	20mm	1/2	40mm	42mm	20mm	10.0mm
T917B 1/2	25.0mm	30mm	1/2	40mm	63mm	35mm	12.7mm
T918B 1/2	30.6mm	35mm	1/2	40mm	74mm	43mm	12.7mm



CHAMFER BEVEL

This range of two flute cutters allows the bevelling of timber up to 35mm thickness. The cutters may be used to bevel timber for the production of multi sided boxes etc. The table below lists the cutter angle and the number of sides to the box.

Angle 80°	18 sides
Angle 75°	12 sides
Angle 70°	9 sides
Angle 67.5°	8 sides
Angle 60°	6 sides

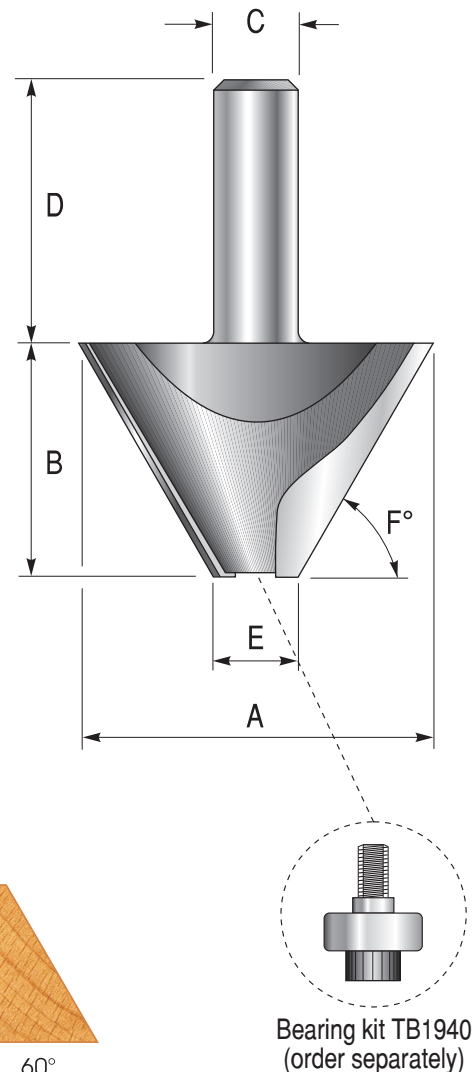
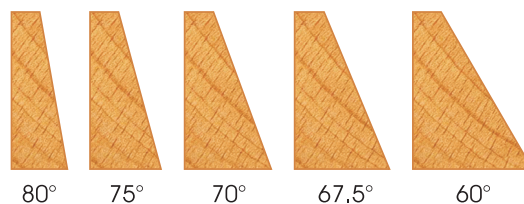
A guide bearing kit TB1940 is available to convert these cutters for bearing guided operation. The kit should be ordered separately.

N.B. The T1949¹/₂ is a large cutter and is intended for use in a stationary machine and at a MAXIMUM SPEED OF 16,000 RPM.

Part No.	A	B	C	D	E	F°
T1940 – 8	25.1mm	35mm	8mm	38mm	13mm	80°
T1941 1/2	25.1mm	35mm	1/2	40mm	13mm	80°
T1942 – 8	31.5mm	35mm	8mm	38mm	13mm	75°
T1943 1/2	31.5mm	35mm	1/2	40mm	13mm	75°
T1944 – 8	38.2mm	35mm	8mm	38mm	13mm	70°
T1945 1/2	38.2mm	35mm	1/2	40mm	13mm	70°
T1947 1/2	41.7mm	35mm	1/2	40mm	13mm	67.5°
T1949 1/2	53.2mm	35mm	1/2	40mm	13mm	60°
T1957 1/2	28.7mm	50mm	1/2	40mm	13mm	81°

Guide bearing kit
(order separately)

Part No.
TB1940

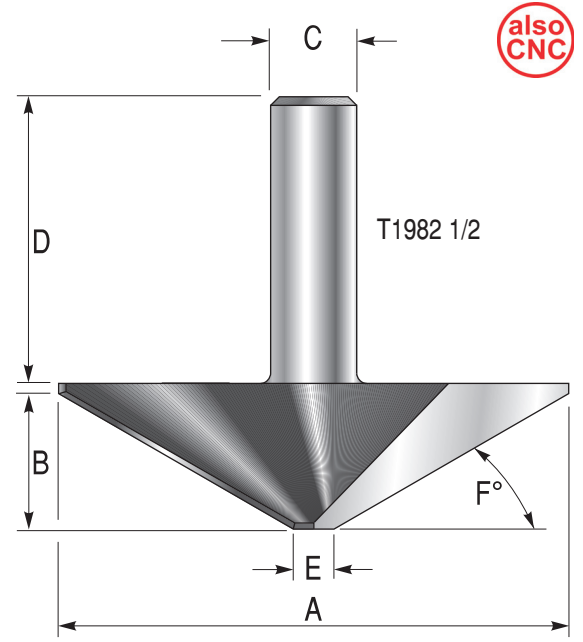


Bearing kit TB1940
(order separately)

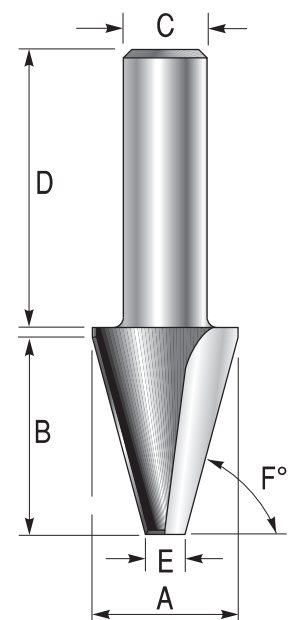
BEVEL PLUNGE

A range of bevel cutters with bottom relief allowing them to plunge cut. They are suitable for plunging and chamfering on CNC machines. The cutters may also be used to produce multi-sided frames or boxes, see table below.

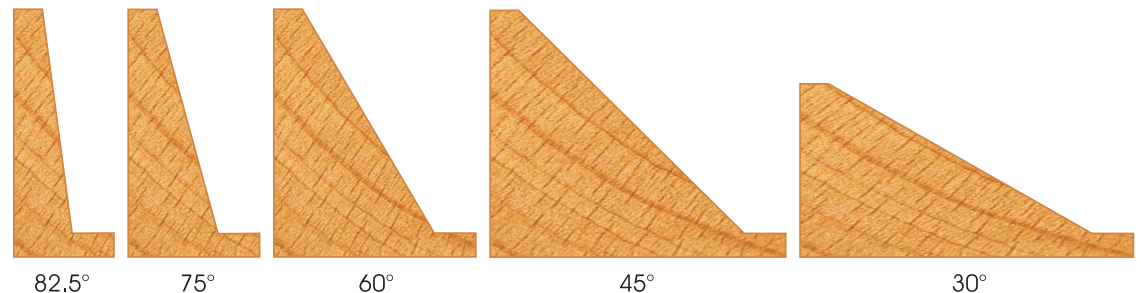
Part No.	A	B	C	D	E	F°
T1971 1/2	13.9mm	30mm	1/2	40mm	6mm	82.5°
T1975 1/2	22.1mm	30mm	1/2	40mm	6mm	75°
T1980 1/2	40.6mm	30mm	1/2	40mm	6mm	60°
T1981 1/2	66.0mm	30mm	1/2"	40mm	6mm	45°
T1982 1/2	75.3mm	20mm	1/2	40mm	6mm	30°



also CNC



Cutter angle F	Bevel angle	Number of sides
82.5°	7.5°	24
75°	15°	12
60°	30°	6
45°	45°	4
30°	60°	3

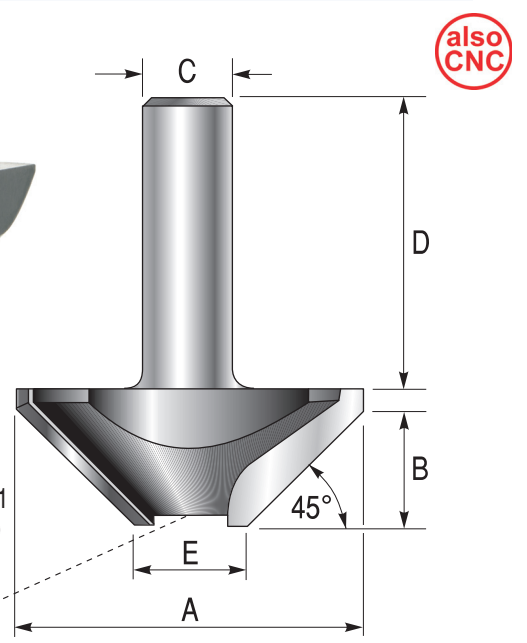


CHAMFER DOWN-SHEAR

Two flute TC tipped cutters with down shearing cutting action. The down-shear helps to ensure a clean cut on the top face especially when working with veneered boards. Suitable for hand use or on a CNC machine.

A bearing kit is available as an optional extra for use on hand routers.

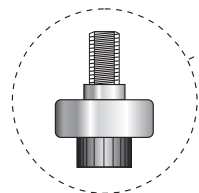
Part No.	A	B	C	D	E
NA1911315	45mm	15mm	1/2"	50mm	15mm



also CNC

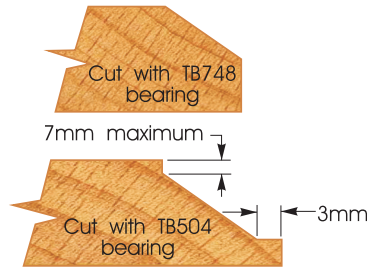
Guide bearing kit

Part No.
TB1911

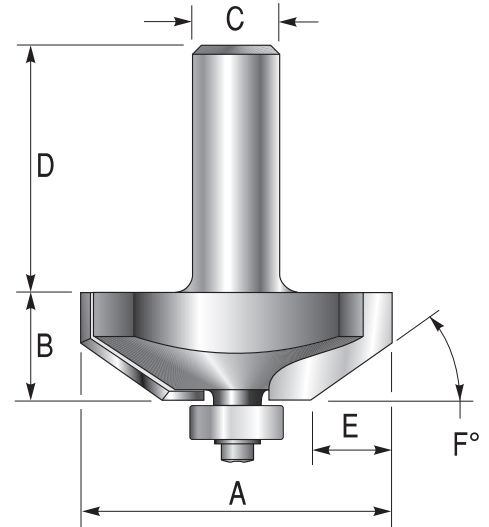


CHAMFER – PANEL RAISE

This two flute chamfering cutter is supplied with two bearings. The TB504 bearing produces a chamfer with a quirk, whilst the TB748 bearing cuts a plain chamfer. The profile can be used to produce decorative edges and may also be used to produce a small panel raise.



Part No.	A	B	C	D	E	F°
T1916B	41.0mm	15mm	1/4	38mm	11mm	35°
T1916B 1/2	41.0mm	15mm	1/2	40mm	11mm	35°

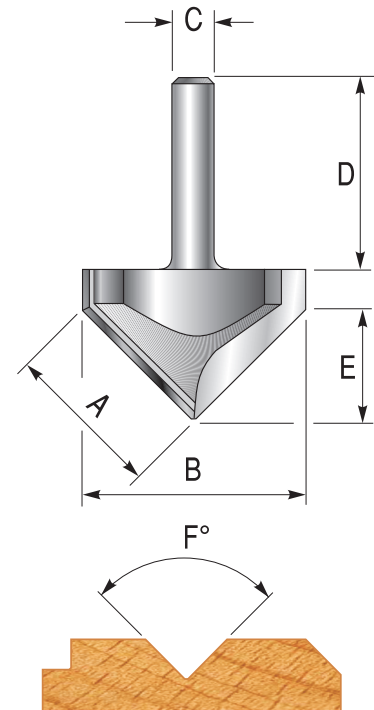


V GROOVE

Two flute grooving cutters with 60° or 90° included angle. Uses include lettering and sign work, chamfering panel edges, grooving and scoring panel design. Most V groove cutters in this range have a 0.75mm flat on the bottom of the V except those marked *.

- * T106 cutter has a V point and is suitable for engraving.
- * T114-8 and T114 1/2 cutters have a 1.3mm flat on the bottom.

Part No.	A	B	C	D	E	F°
T105	12.5mm	12.7mm	1/4	38mm	11.0mm	60°
* T106	15mm	16.0mm	1/4	38mm	13.8mm	60°
T110	6mm	9.5mm	1/4	38mm	4.0mm	90°
T111	9mm	12.7mm	1/4	38mm	7.0mm	90°
T112	11mm	16.0mm	1/4	38mm	8.5mm	90°
* T114 - 8	14mm	14.0mm	8mm	38mm	12.1mm	60°
* T114 1/2	14mm	14.0mm	1/2	40mm	12.1mm	60°
T128	28mm	39.0mm	1/4	38mm	20.0mm	90°
T128 - 8	28mm	39.0mm	8mm	38mm	20.0mm	90°
T127 1/2	26mm	38.0mm	1/2	38mm	19.0mm	90°
T128 1/2	28mm	39.0mm	1/2	40mm	20.0mm	90°
T129 1/2	39.5mm	56.0mm	1/2	40mm	28.0mm	90°

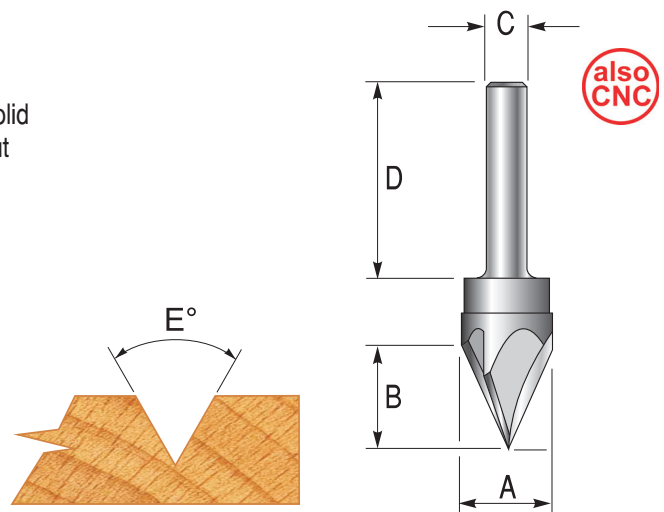


also CNC

ENGRAVING BIT – 3 FLUTE

This three flute cutter is ideal for lettering and decorative engraving. The solid carbide cutting head cuts to a fine 'V' point and produces clean cuts without feather edging. Available in 60° or 90° included angle.

Part No.	A	B	C	D	E°
T107	15mm	7.5mm	1/4	38mm	90
T107 - 8	15mm	7.5mm	8mm	38mm	90
T107 1/2	15mm	7.5mm	1/2	40mm	90
T108	15mm	13mm	1/4	38mm	60
T108 - 8	15mm	13mm	8mm	38mm	60
T108 1/2	15mm	13mm	1/2	40mm	60

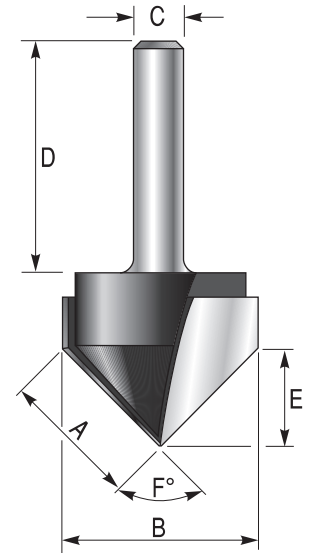


also CNC

ENGRAVING CUTTER – TWO FLUTE

A range of TC tipped two flute cutters for use in CNC machines for engraving lettering etc. These cutters do not have a chip-limiting design and are therefore only suitable for CNC machines and not for use in hand held or table mounted routing machines. The bottom of the V will have a small flat of 0.75mm.

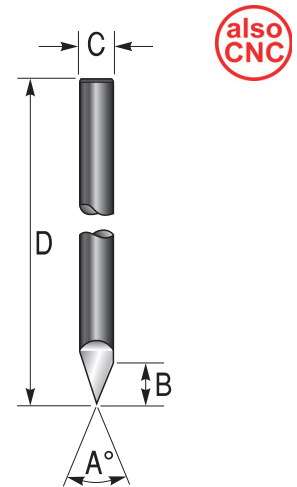
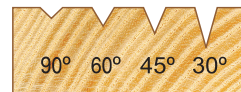
Part No.	A	B	C	D	E	F°
T1990	22.6mm	32mm	1/4	38mm	16.0mm	90°
T1991 – 8	22.6mm	32mm	8mm	38mm	16.0mm	90°
T1992	18.5mm	32mm	1/4	38mm	9.2mm	120°
T1993 – 8	18.5mm	32mm	8mm	38mm	9.2mm	120°
T1994	16.6mm	32mm	1/4	38mm	4.3mm	150°
T1995 – 8	16.6mm	32mm	8mm	38mm	4.3mm	150°
T1997 – 8	20.9mm	32mm	8mm	38mm	13.4mm	100°



ENGRAVING SINGLE FLUTE – STC

Single flute STC engraving cutters for fine work. These cutters are suitable for engraving plastic materials as well as man made boards and natural timbers. They have a small flat of 0.1mm on the point.

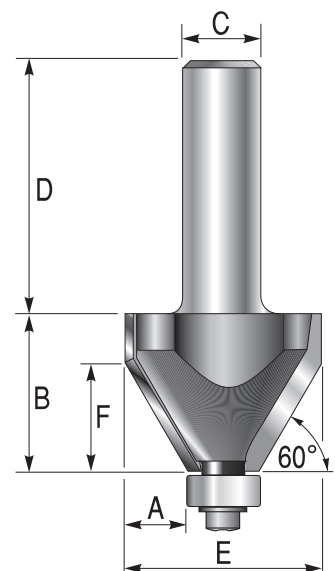

Part No.	A°	B	C	D
T3S5090	90°	1.5mm	3mm	50mm
T3S5060	60°	2.6mm	3mm	50mm
T3S5045	45°	3.6mm	3mm	50mm
T3S5030	30°	5.6mm	3mm	50mm
NA7600809	90°	4.0mm	8mm	60mm
NA7600806	60°	6.9mm	8mm	60mm
NA7600804	45°	9.6mm	8mm	60mm



CHAMFER 60 DEGREE

Two flute cutter with guide bearing to produce 60 chamfered edges. Used for relieving edges on frames, legs, sills, mouldings etc.

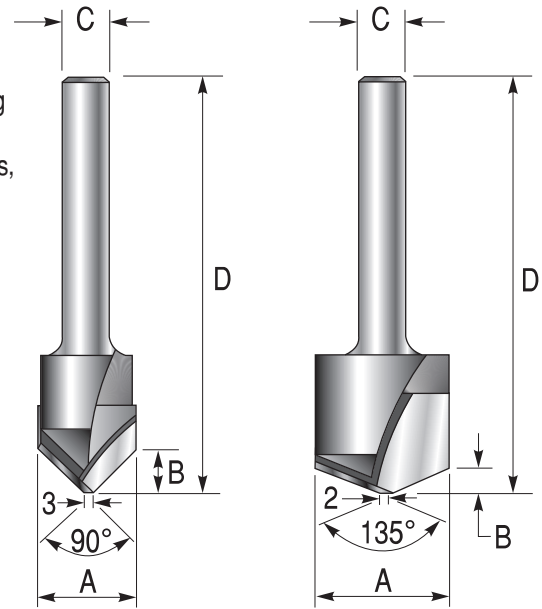

Part No.	A	B	C	D	E	F
T924B – 8	14mm	30mm	8mm	38mm	40.8mm	25mm
T924B – 1/2	14mm	30mm	1/2"	40mm	40.8mm	25mm



ALUMINIUM COMPOSITE SHEET V GROOVE

Tungsten carbide tipped V cutters with a centre flat. Used for mitre joint cutting on aluminium composite cladding material with polyethylene core. The 90 degree cutter allows the material to be bent to an included angle of 90 degrees, whilst the 135 degree cutter allows for an included angle of 45 degrees.


Part No.	A	B	C	D	Angle
T1950	13.0mm	5.9mm	1/4	57mm	90°
T1951 - 8	13.0mm	5.9mm	8mm	57mm	90°
T1952 1/2	13.0mm	5.9mm	1/2	57mm	90°
T1955 - 8	18.0mm	3.4mm	8mm	57mm	135°
T1956 1/2	18.0mm	3.4mm	1/2	57mm	135°



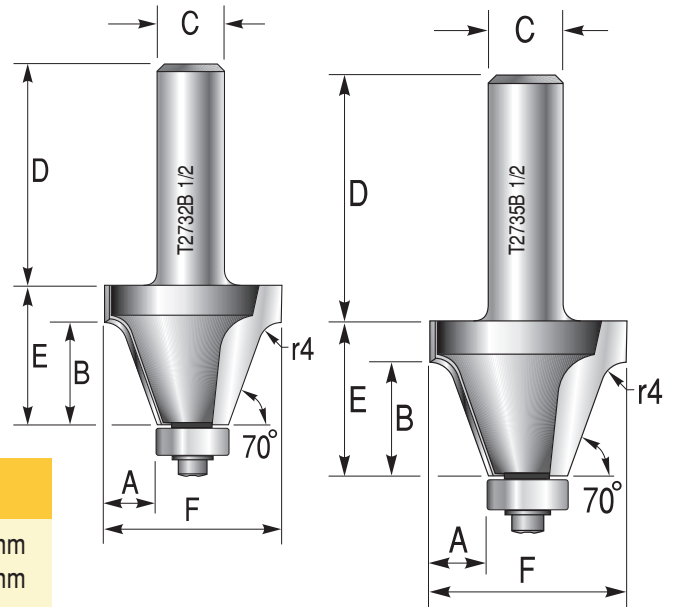
ARCHITRAVE CHAMFER

Two flute TC tipped self guided cutters for producing modern architrave and skirting mouldings.

Profiles are shown full size.



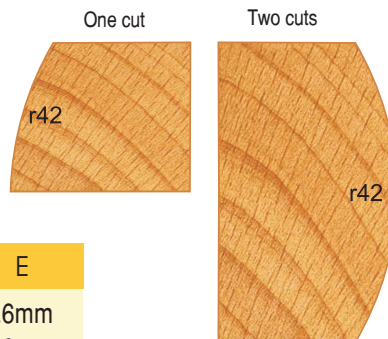
Part No.	A	B	C	D	E	F
T2732B 1/2	9.2mm	18mm	1/2	40mm	26mm	31.2mm
T2730B - 8	9.2mm	18mm	8mm	38mm	26mm	31.2mm
T2735B 1/2	12.5mm	30mm	1/2	40mm	38mm	37.6mm



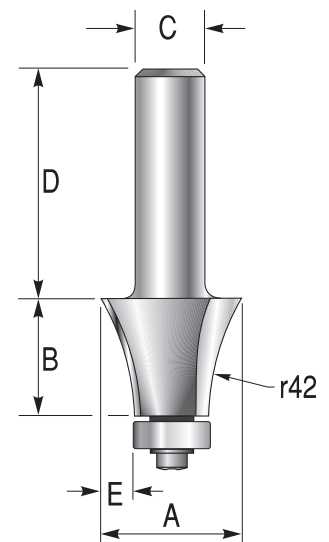
QUEEN ANNE

Bearing-guided rounding over cutter for window boards up to 40mm thick. Produces the oval shape found on the edges of many pieces of fine furniture, particularly table edges. Two passes make a shallow nosing on table tops.

Profiles are shown full size.



Part No.	A	B	C	D	E
T2761B - 8	24mm	20mm	8mm	38mm	5.6mm
T2762B 1/2	24mm	20mm	1/2	40mm	5.6mm



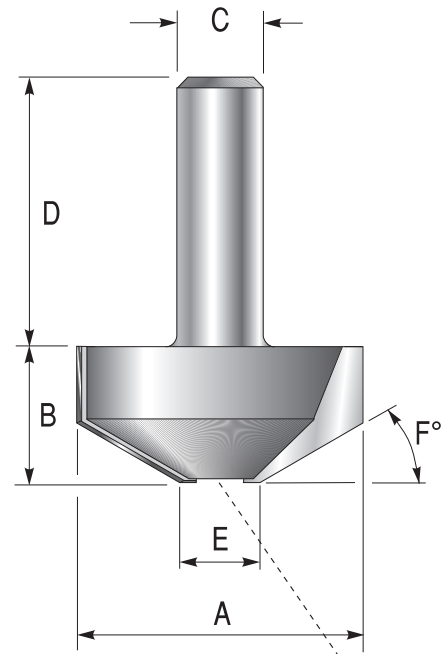
MORTAR GROOVE – CHAMFER

This range of two flute cutters is suitable for producing mortar grooves and chamfers and, in addition, has the option of fitting a bearing kit to increase the cutters' versatility.

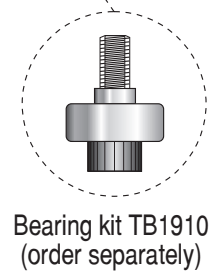

Part No.	A	B	C	D	E	F°
T1908 1/2	42mm	20mm	1/2	38mm	12mm	30°
T1910 1/2	42mm	22mm	1/2	38mm	12mm	45°
T1912 1/2	38mm	26mm	1/2	38mm	12mm	60°

Guide bearing kit
(order separately)

Part No.
TB1910



Profiles are shown approximately full size



DOWN CUT SHEAR TRIMMER

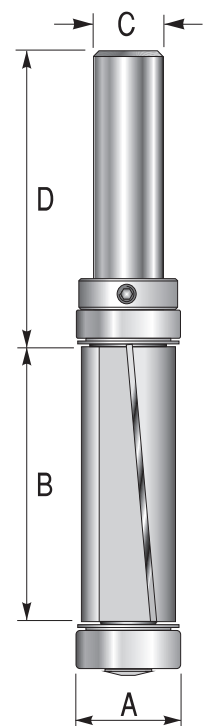
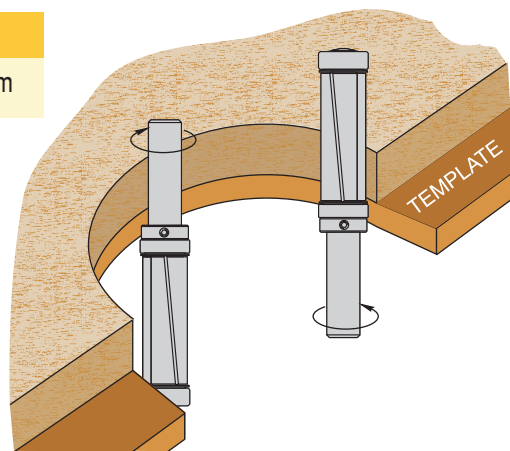
This adaptable double bearing guided cutter has two down-shear cutting blades which ensure a clean cut even in difficult materials. In addition, the positive shear angle reduces breakout on the top edge, making it ideal for trimming veneered board.

The two bearing design allows the cutter to be used with the template mounted on either side of the work and, consequently, it is possible to cut from either direction using only one template and without moving the template to the other side of the workpiece. This is especially useful when cutting curves which run both with and against the grain.

Part No.	A	B	C	D
T8175B 1/2	19.0mm	50mm	1/2	50mm

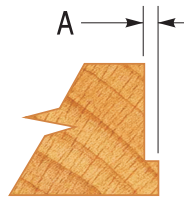
Replacement parts

Part No.	Description
TC002	Shaft collar
TB575	Shaft bearing
TB748	Bottom bearing
TS1603	Shaft dust shield
TS3900	Bottom dust shield



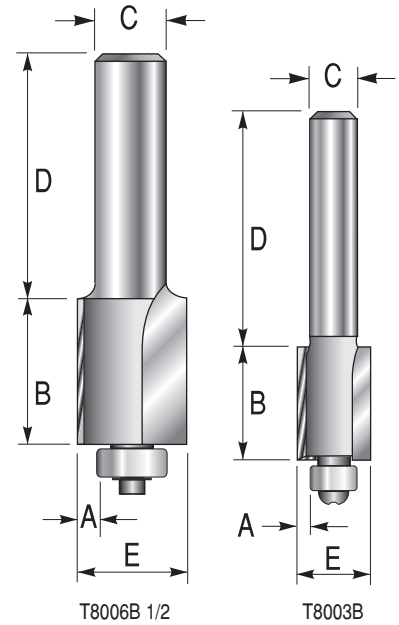
TRIM REBATE – FIXED

This two flute cutter may be used for producing rebates, step edges etc. Guide bearings are fitted to produce a rebate width dimension (A). These cutters will only accept the bearing size as supplied. For cutters with interchangeable bearings, please see the range below.



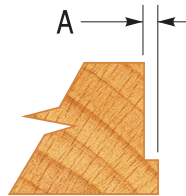
Replacement parts

Part No.	A	B	C	D	E	Bearing
T8003B	1.8mm	15mm	1/4	38mm	10.0mm	TB250
T8006B 1/2	6.35mm	26mm	1/2	38mm	25.4mm	TB504



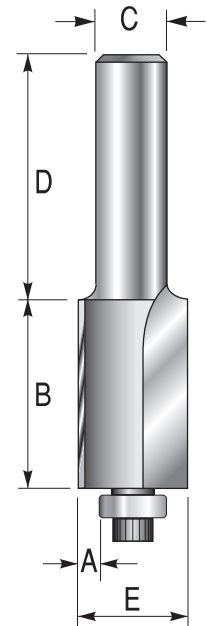
TRIM REBATE – ADJUSTABLE

Similar to the trim rebate cutters above, but with the option of fitting different bearings to alter the rebate width from 0.5mm to 6.0mm. **The cutter is supplied with one bearing (TB212) to give a 4mm rebate.** Other bearings may be purchased separately, selecting them from the table on the right, depending on the rebate width (A) required.



Optional guide bearings

Part No.	A	B	C	D	E	Bearing	A
T1718	See	32mm	1/4	38mm	20mm	TB744	0.5mm
T1718 – 8	guide	32mm	8mm	38mm	20mm	TB675	1.5mm
T1718 1/2	bearings	32mm	1/2	45mm	20mm	TB216	2.0mm
						TB413	2.5mm
						TB322	3.0mm
						TB213	3.5mm
						TB212	4.0mm
						TB211	4.5mm
						TB210	5.0mm
						TB209	5.5mm
						TB208	6.0mm



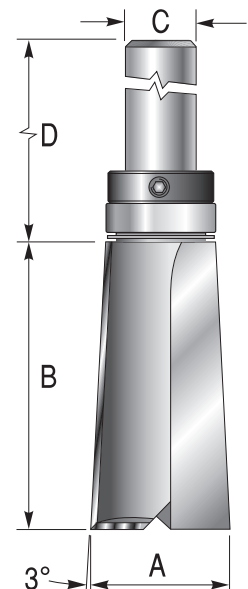

LEADING EDGE TEMPLATE TRIM

A bearing guided trimming cutter with a 3 degree undercut for machining door leading edges to achieve a tight fit within the frame.

Part No.	A	B	C	D
T8050B 1/2	24.3mm	50mm	1/2	50mm

Replacement parts

Part No.	Description
TB575	Bearing
TS1603	Dust shield
TC002	Collar

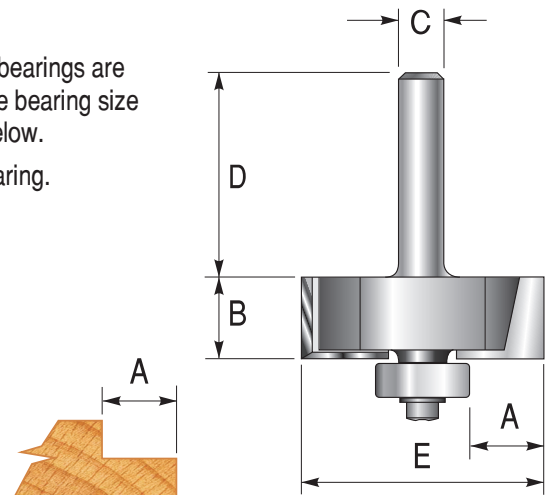


RABBETING – FIXED

This two flute cutter may be used for producing rebates, step edges etc. Guide bearings are fitted to produce a rebate width dimension (A). These cutters will only accept the bearing size as supplied. For cutters with interchangeable bearings, please see the range below.

* Special design for solid surface material with no gap between blades and bearing.

Part No.	A	B	C	D	E
T1708B	6mm	13mm	1/4	38mm	24.7mm
T1708B 1/2	6mm	16mm	1/2	40mm	24.7mm
T1712B	10mm	13mm	1/4	38mm	32.7mm
T1712B 1/2	10mm	16mm	1/2	40mm	32.7mm
*T1723B 1/2	13mm	20mm	1/2	40mm	38.7mm
T1716B 1/2	14mm	18mm	1/2	40mm	40.7mm



RABBETING – ADJUSTABLE (small and standard series)

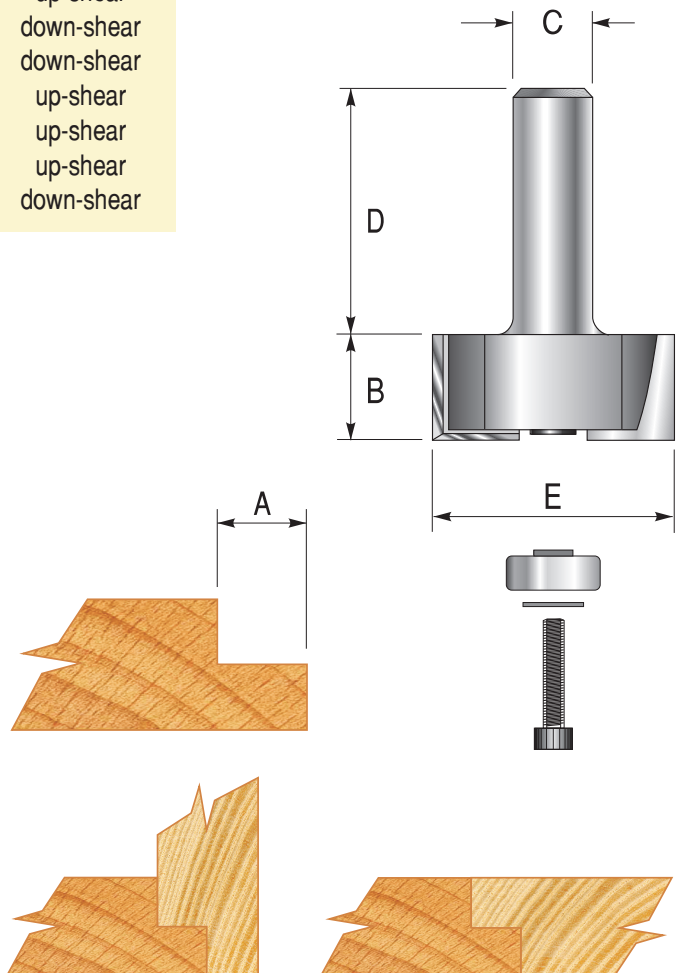
This alternative range of rabbeting cutters may be used with or without guide bearings. If used without a bearing, wide rebates may be produced by multiple passes. Guide bearings are supplied separately and should be selected from the table below, depending on the rebate width (A) required. Cutters are available with either up or down shear cutting. Up-shear gives a faster cut rate and better chip clearance, whilst down-shear is especially suited to fine work requiring a clean finish on the top face (i.e. guitar banding etc.).

CUTTERS SUPPLIED WITHOUT BEARINGS – ORDER BEARINGS AS REQUIRED.

Part No.	A	B	C	D	E	TYPE
T1704		12mm	1/4	38mm	21mm	up-shear
T1705	See	12mm	1/4	38mm	21mm	down-shear
T1705 – 8	guide	12mm	8mm	38mm	21mm	down-shear
T1714	bearings	14mm	1/4	38mm	38mm	up-shear
T1714 – 8	below	16mm	8mm	38mm	38mm	up-shear
T1714 1/2		18mm	1/2	40mm	38mm	up-shear
T1715 – 8		16mm	8mm	38mm	38mm	down-shear

Guide Bearings (order separately)

Part No.	A Rebate with T1704 or T1705	A Rebate with T1714 or T1715
TB885	—	6.0mm
TB904	—	7.0mm
TB850	—	8.0mm
TB750	0.5mm	9.0mm
TB740	1.0mm	9.5mm
TB680	1.5mm	10.0mm
TB670	2.0mm	10.5mm
TB620	2.5mm	11.0mm
TB454	3.0mm	11.5mm
TB453	3.5mm	12.0mm
TB452	4.0mm	12.5mm
TB501	4.2mm	12.7mm
TB451	4.5mm	13.0mm
TB450	5.0mm	13.5mm
TB394	5.5mm	14.0mm
TB320	6.0mm	14.5mm
TB315	6.5mm	15.0mm



RABBETING – ADJUSTABLE (large series)

This large diameter heavy duty rebate cutter may be used with guide bearings to produce rebates up to 26mm in width on straight or curved work. If used without a bearing, wide rebates may be produced by multiple passes. Guide bearings are supplied separately and should be selected from the table below depending on the rebate width (A) required.

This is a large cutter and needs to be used at reduced speed - maximum 16,000 rpm.

CUTTERS SUPPLIED WITHOUT BEARINGS – ORDER BEARINGS AS REQUIRED.

Part No.	A	B	C	D	E	TYPE
T1717 1/2	See below	22mm	1/2	40mm	60mm	up-shear

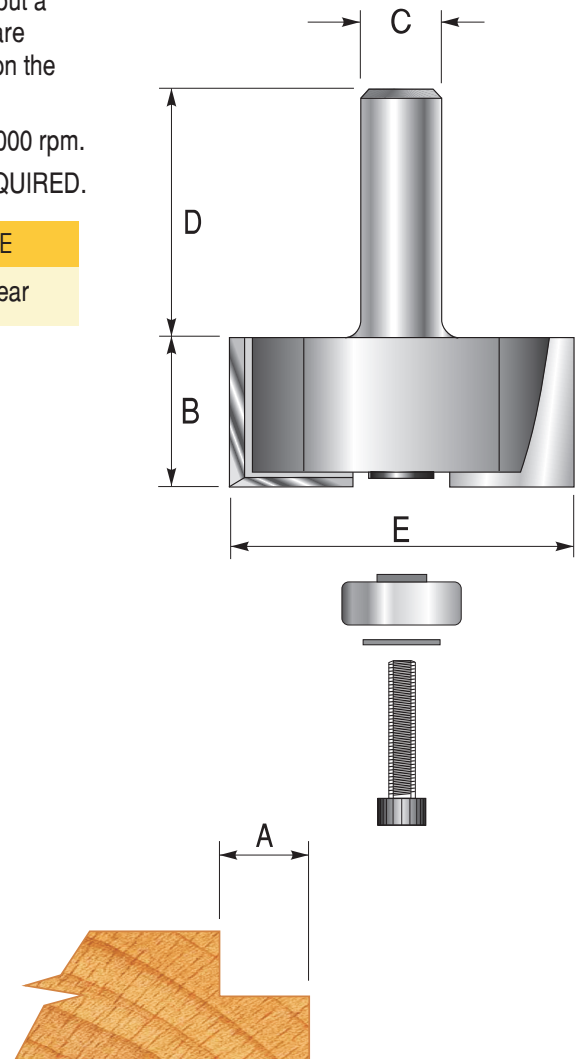
Guide Bearings (order separately)

Part No.	A
TR346	12.7mm
TR320	14.0mm
TR300	15.0mm
TR280	16.0mm
TR260	17.0mm
TR240	18.0mm
TR220	19.0mm
TR200	20.0mm
TB744	20.5mm
TB675	21.5mm
TB216	22.0mm
TB413	22.5mm
TB322	23.0mm
TB213	23.5mm
TB212	24.0mm
TB211	24.5mm
TB210	25.0mm
TB209	25.5mm
TB208	26.0mm

GUIDE BEARINGS

Rebate widths are controlled by the size of the bearing as shown in the table on the left. Rebates from 12.7mm to 20mm use an alloy ring fitted with 2 bearings. Rebates of 20.5mm and above use single bearings.

PLEASE NOTE: bearings from the smaller rebate cutters T1704 and T1714 series will not fit on this cutter as they use a different centre bore size.



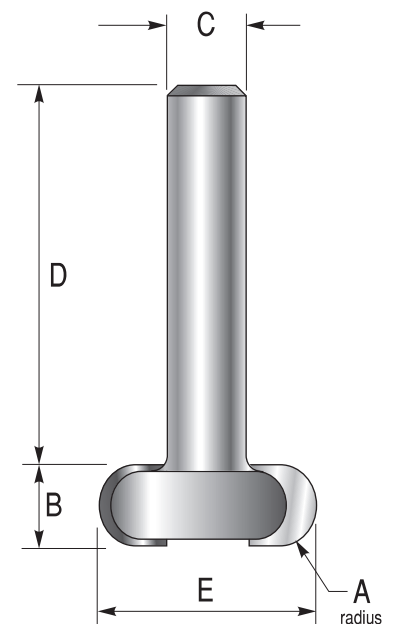
RADIUS SUNK BEAD

An extended shank cutter to produce a radius sunk bead. The cutter is supplied without a guide bearing, but a bearing kit is available which should be ordered separately. The bearing kit will set the bead depth to dimension 'A' but other size bearings are available to give a greater depth of cut: please ask for details.

Part No.	A	B	C	D	E
T2373 1/2	6.35mm	12.7mm	1/2	55mm	32mm
T2374 1/2	8.00mm	16.0mm	1/2	55mm	35mm

Guide bearing kit
(order separately)

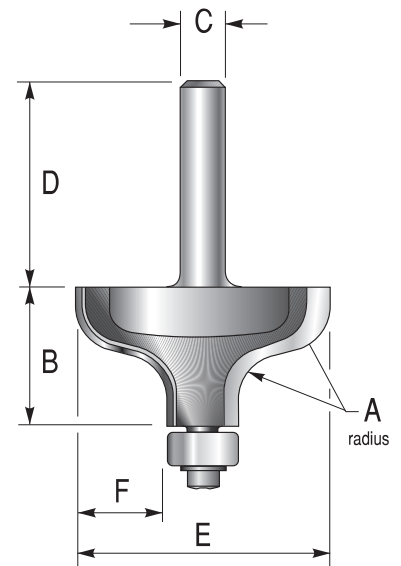
Part No.
TB2370



PLAIN OGEE

A bearing guided two flute cutter for producing ogee mouldings. Uses include decorative panelling, doors, furniture and clock mouldings etc.

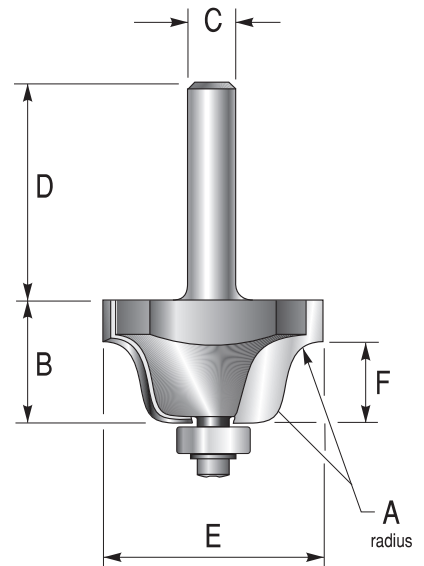
Part No.	A	B	C	D	E	F
T7506B	4.0mm	18mm	1/4	38mm	38mm	8mm
T7509B	6.0mm	21mm	1/4	38mm	38mm	12mm
T7509B 1/2	6.0mm	21mm	1/2	40mm	32mm	12mm



ROMAN OGEE

This bearing guided two flute cutter produces the Roman or reverse ogee. A traditional moulding which finds many uses in furniture making, joinery and cabinet work.

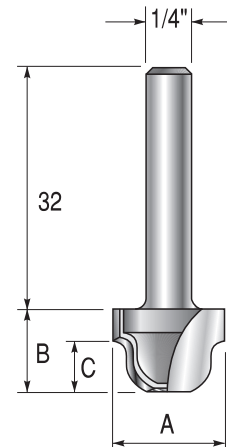
Part No.	A	B	C	D	E	F
T5705B	4.0mm	16mm	1/4	38mm	26mm	8.5mm
T5708B	6.0mm	20mm	1/4	38mm	34mm	13.5mm
T5708B 1/2	6.0mm	20mm	1/2	36mm	34mm	13.5mm
T5714B 1/2	8.0mm	25mm	1/2	38mm	43mm	17.5mm
T5716B 1/2	10.0mm	32mm	1/2	38mm	51mm	21.5mm



ROMAN OGEE – MINIATURE

A cutter to produce a miniature version of the Roman ogee profile. This cutter is not fitted with a bearing and must therefore be used with a fence.

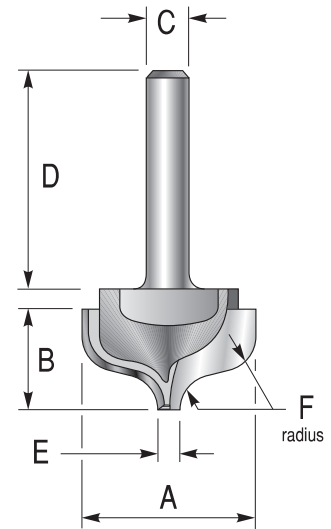
Part No.	A	B	C
T6650	15mm	11mm	6



OGEE PANEL

A two flute moulding cutter which has many uses in decorative edge and panel moulding. If the cutter is run shallow it will produce an attractive round over panel mould. Deeper cuts will produce a flat ogee profile, which is often used for decorative panelling effects.

Part No.	A	B	C	D	E	F
T7520	10.0mm	10mm	1/4	38mm	3.0mm	3.2mm
T7522	13.0mm	10mm	1/4	38mm	3.2mm	3.2mm
T7524	24.0mm	15mm	1/4	38mm	4.0mm	5.0mm
T7524 1/2	24.0mm	15mm	1/2	40mm	4.0mm	5.0mm
T7526	33.0mm	15mm	1/4	38mm	5.0mm	6.4mm
T7526 1/2	33.0mm	15mm	1/2	40mm	5.0mm	6.4mm

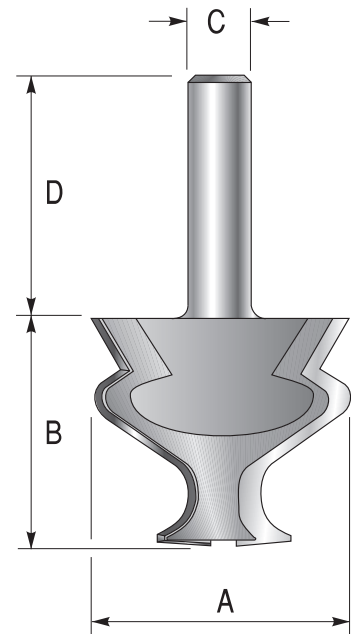


GRECIAN OGEE WITH BEVEL

A two flute cutter to produce a traditional Grecian Ogee with Bevel profile. This profile is commonly used for skirtings, architraves etc. It may also find uses in furniture making for dressers, cabinets etc. A bearing kit is available as an optional extra, to allow these cutters to be bearing guided.

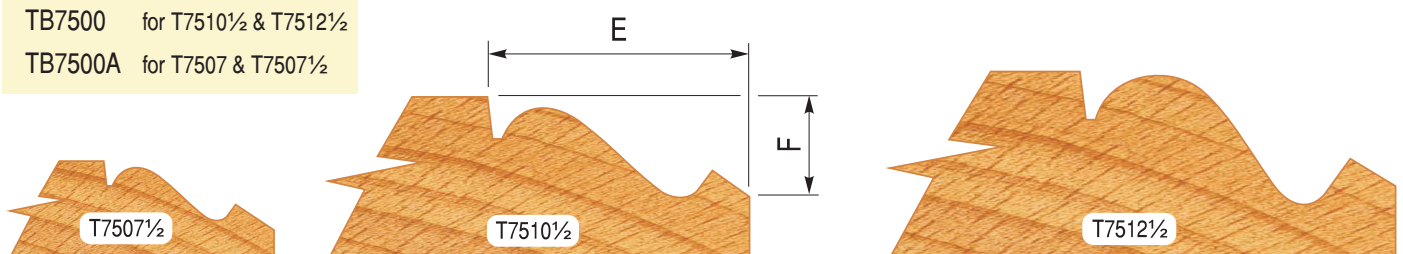
The T7512¹/₂ is a large cutter and is intended for use in stationary machines and at a MAXIMUM SPEED OF 12,000 RPM.

Part No.	A	B	C	D	E	F
T7507	25mm	24mm	1/4	28mm	24mm	9mm
T7507 1/2	25mm	24mm	1/2	36mm	24mm	9mm
T7510 1/2	38mm	35mm	1/2	45mm	34mm	12mm
T7512 1/2	48mm	45mm	1/2	45mm	42mm	18mm



Guide bearing kit (order separately)

Part No.
TB7500 for T7510 ¹ / ₂ & T7512 ¹ / ₂
TB7500A for T7507 & T7507 ¹ / ₂

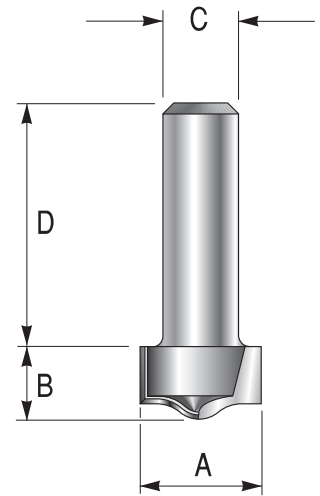



Profiles are shown approximately full size

WATERFALL OGEE

This two flute cutter is designed to machine corner returns on waterfall edge worktops in conjunction with the T6200 series cutters. It may however also be used on timber and man-made boards to produce a decorative shallow mould or flat ogee edge. The profiles shown below are approximately full size.

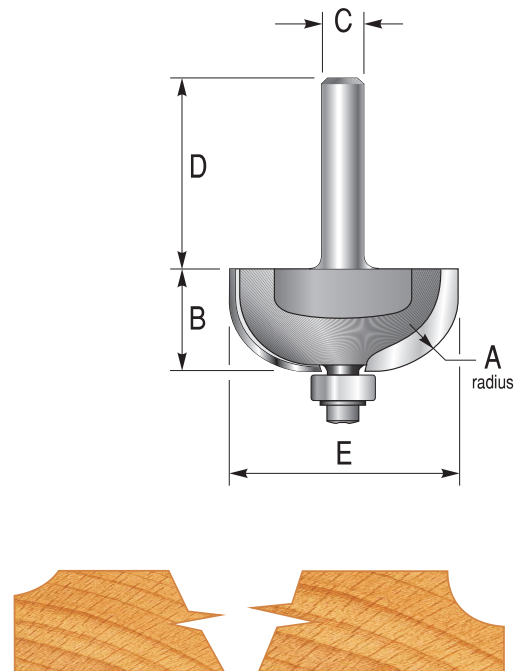
Part No.	A	B	C	D
T6250	20mm	12mm	1/4	38mm
T6250 1/2	20mm	12mm	1/2	40mm



BALL NOSE

A bearing guided cutter for producing concave edge moulds, on straight or curved work.

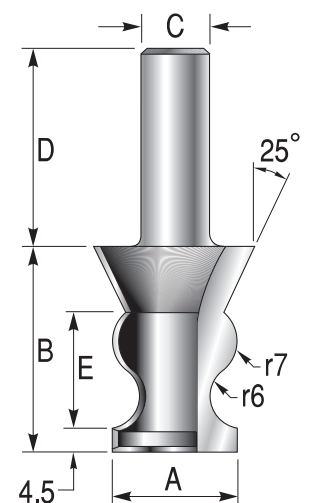
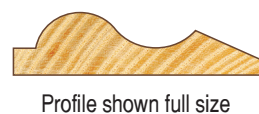

Part No.	A	B	C	D	E
T708B	6.0mm	9mm	1/4	38mm	22mm
T708B 1/2	6.0mm	9mm	1/2	40mm	22mm
T712B	10.0mm	14mm	1/4	38mm	30mm
T712B 1/2	10.0mm	14mm	1/2	40mm	30mm
T716B	13.0mm	18mm	1/4	38mm	36mm
T716B 1/2	13.0mm	18mm	1/2	40mm	36mm
T717B - 8	16.0mm	21mm	8mm	38mm	42mm
T717B 1/2	16.0mm	21mm	1/2	40mm	42mm
T718B 1/2	19.0mm	24mm	1/2	40mm	48mm
T720B 1/2	25.0mm	32mm	1/2	40mm	60mm



FLAT OGEE WITH BEVEL

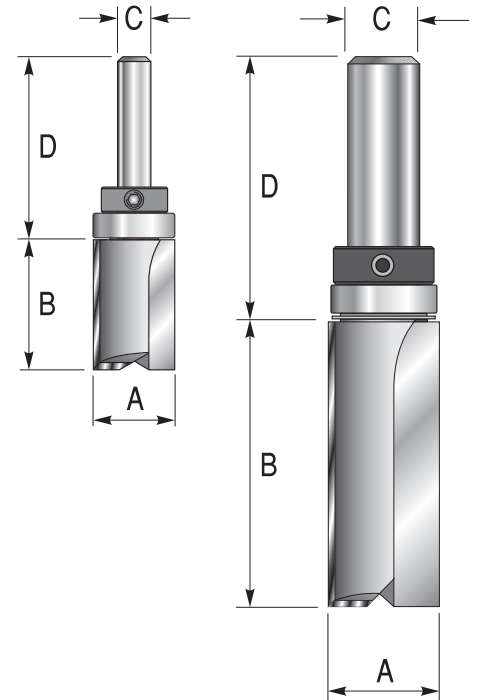
This two flute TCT cutter produces a flat fillet mould with bevel. This attractive flat moulding may be used on its own or to produce beading for panelled doors etc.

Part No.	A	B	C	D	E
T2780 - 8	23mm	38mm	8mm	38mm	21.5mm
T2782 1/2	23mm	38mm	1/2	40mm	21.5mm



TEMPLATE TRIM

A bearing guided two flute trimming cutter with the guide bearing mounted on the cutter shank. This enables the cutter to produce profiles by following a template. This type of cutter is particularly suited to profile work with the router mounted in a table. The long series 1/2" shank cutters may also be used for trimming and profiling worktops etc.



Replacement parts

Part No.	A	B	C	D	Bearing	Collar
T8019B	9.5mm	6mm	1/4	40mm	TB385 x 2	-
T8029B	9.5mm	12mm	1/4	40mm	TB385 x 2	-
T8033B	9.5mm	19mm	1/4	40mm	TB385 x 2	-
T8054B - 8	10.0mm	12mm	8mm	74mm	Bearing not replaceable	
T8024B	12.7mm	4mm	1/4	40mm	TB504	TC6300
T8022B	12.7mm	6.3mm	1/4	38mm	TB504	TC6300
T8026B	12.7mm	8mm	1/4	40mm	TB504	TC6300
T8026BL	12.7mm	9.5mm	1/4	45mm	TB504	TC6300
T8027B	12.7mm	12mm	1/4	40mm	TB504	TC6300
T8028B	12.7mm	19mm	1/4	40mm	TB504	TC6300
T8056B - 8	12.7mm	20mm	8mm	74mm	Bearing not replaceable	
T8030B	12.7mm	25mm	1/4	40mm	TB504	TC6300
T8031B	12.7mm	32mm	1/4	40mm	TB504	TC6300
T8032B	16.0mm	25mm	1/4	40mm	TB625	TC6300
T8041B 1/2	16.0mm	25mm	1/2	47mm	Bearing not replaceable	
T8034B	19.0mm	25mm	1/4	40mm	TB748	TC6300
T8021B - 8	12.0mm	5mm	8mm	65mm	TB645 x 2	-
T8023B - 8	12.0mm	12mm	8mm	65mm	TB645 x 2	-
T8025B - 8	12.0mm	25mm	8mm	50mm	TB645 x 2	-
T8037B 1/2	19.0mm	10mm	1/2	48mm	TB575	TC002
T8038B 1/2	19.0mm	20mm	1/2	48mm	TB575	TC002
T8043B 1/2	19.0mm	25mm	1/2	48mm	TB575	TC002
T8039B 1/2	19.0mm	30mm	1/2	48mm	TB575	TC002
T8040B 1/2	19.0mm	55mm	1/2	48mm	TB575	TC002
T8042B 1/2	19.0mm	75mm	1/2	48mm	TB575	TC002
T8044B 1/2	20.0mm	25mm	1/2	48mm	Bearing not replaceable	
T8035B-8	26.0mm	25mm	8mm	45mm	TB920	TC6800




TEMPLATE TRIM MINIATURE BEARING

Miniature bearing guided trimmers with a 6mm diameter. These small cutters need to be used with care and the miniature bearings may have a restricted life on dusty materials.

The bearing are replaceable but you may need to contact us for this service.

Replacement parts

Part No.	A	B	C	D	Bearing
T8008B	6.0mm	10mm	1/4	50mm	TB311
T8009B	6.0mm	12mm	1/4	50mm	TB311
T8004B	6.35mm	6.5mm	1/4	57mm	TB250
T8005B	6.35mm	19mm	1/4	57mm	TB250



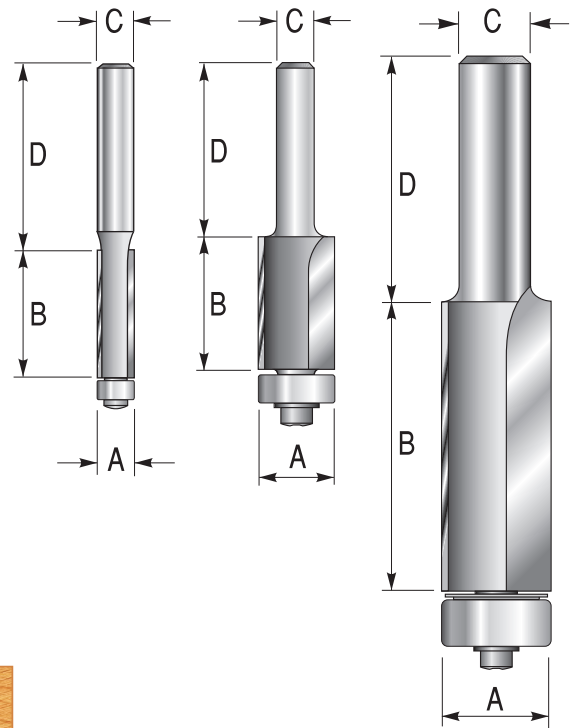
PANEL TRIM

Bottom bearing guided two flute cutter for trimming and profiling to a template. May also be used as a low cost trimmer for laminates, veneering, edge banding etc.

* These cutters have a low profile bearing assembly - the clearance required from the bottom of the blades is 9mm.

This item 6mm shank NOT 1/4".

Part No.	A	B	C	D	Replacement parts	
					Bearing	
T8007B-6	6.00mm	12mm	6mm#	38mm	TB311	
T8010B	6.35mm	12mm	1/4	38mm	TB250	
T8012B	6.35mm	25mm	1/4	38mm	TB250	
T8013B	9.5mm	25mm	1/4	38mm	TB380	
T8014B - 8	9.5mm	25mm	8mm	38mm	TB380	
T8016B	12.7mm	25mm	1/4	38mm	TB500	
T8016B 1/2	12.7mm	32mm	1/2	40mm	TB500	
T8017A	12.7mm	32mm	1/4	30mm	TB500	
T8017B	12.7mm	35mm	1/4	38mm	TB500	
T8018B 1/2	12.7mm	45mm	1/2	40mm	TB500	
T8020B 1/2	19.0mm	55mm	1/2	40mm	TB748	
T8048B 1/2	19.0mm	65mm	1/2	40mm	TB748	
*T8193B - 8	24.0mm	30mm	8mm	38mm	TB875	
*T8194B 1/2	24.0mm	30mm	1/2	40mm	TB875	





UP-DOWN PLUNGE TRIM

Unique to and designed by Wealden, these compression shear trimmers have 2+2 blades, which allows them to down-shear cut on the top and up-shear cut on the bottom of the material being trimmed. This ensures a clean cut on both faces of the work and makes them especially suited to trimming veneered and faced boards. The shear design also helps to ensure a clean cut on end grain solid timber.

This version has a shank mounted guide bearing with a plunge tip.

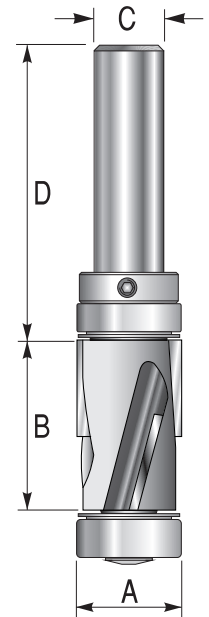
Part No.	A	B	C	D	Replacement parts	
					Bearing	
T8184B 1/2	19mm	75mm	1/2"	52mm	TB575	



UP-DOWN SHEAR MULTI TRIM

These compression shear trimmers have 2+2 blades, which allows them to down-shear cut on the top and up-shear cut on the bottom of the material being trimmed. This ensures a clean cut on both faces of the work and makes them especially suited to trimming veneered and faced boards. The two bearing design allows the cutter to be used with the template mounted on either side of the work and, consequently, it is possible to cut from either direction using only one template and without moving the template to the other side of the workpiece.

The TPD version is fitted with PCD (polycrystalline diamond) tips to ensure long life on very abrasive materials such as a solid laminate.



Part No.	A	B	C	D
T8178B - 8	19.0mm	30mm	8mm	52mm
T8179B 1/2	19.0mm	30mm	1/2"	52mm
T8181B 1/2	19.0mm	50mm	1/2"	52mm
TPD8179B 1/2	19.0mm	30mm	1/2"	52mm

Replacement parts

Part No.	Description
TB575	Shank bearing
TB748	Bottom bearing
TS1603	Shank dust shield
TS3900	Bottom dust shield
TC002	Shank collar

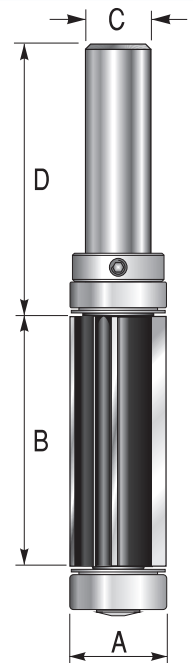

TEMPLATE MULTI-TRIM FOUR FLUTE

A range of tungsten carbide tipped four flute double bearing guided template trimming cutters. These cutters give a finer finish on difficult to machine materials.

Part No.	A	B	C	D
T8163B - 8	19.0mm	40mm	8mm	40mm
T8166B 1/2	19.0mm	50mm	1/2"	52mm

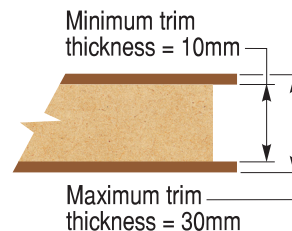
Replacement parts

Part No.	Description
TB575	Shank bearing
TB748	Bottom bearing
TS1603	Shank dust shield
TS3900	Bottom dust shield
TC002	Shank collar




DOUBLE TRIM FOUR FLUTE

A two flute bearing-guided flush trimming router bit that will trim the top and bottom surfaces of laminated board simultaneously with the bearing following the core material. A single operation, which saves time spent turning boards over to trim the other side of laminate.



Part No.	A	B	C	D	E
T8073B 1/2	19.05mm	30mm	1/2"	40mm	10mm




ADJUSTABLE TRIM

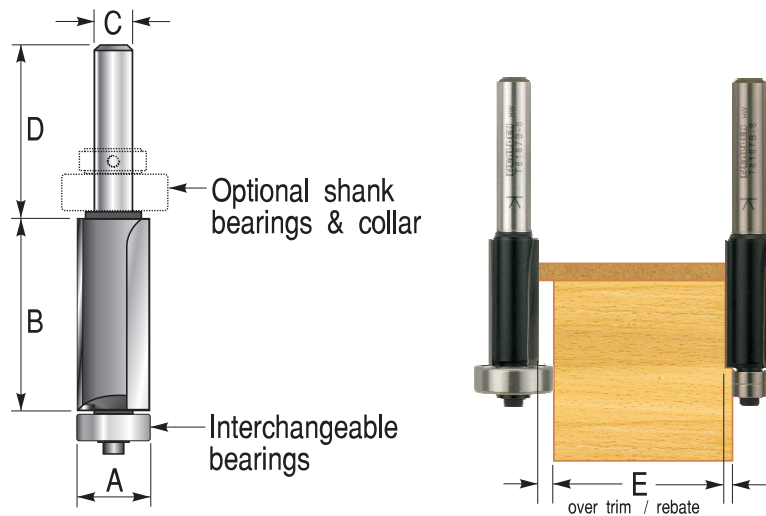
A two flute trimmer with a wide range of interchangeable nose end bearings available, and with the option to fit over sized shank end bearings.

The cutter is supplied with a 1:1 bearing for same sized copies and additional bearings can be selected from the list on the right.

When ordering shank end bearings you will also require a retaining collar.



Part No.	A	B	C	D
T8187B - 8	12.0mm	30mm	8mm	38mm



Optional parts

Part No.	Description
TB208	Bearing for rebate (E = 2.0mm) - 2 required
TB209	Bearing for rebate (E = 1.5mm)
TB210	Bearing for rebate (E = 1.0mm)
TB211	Bearing for rebate (E = 0.5mm)
TB212	Bearing for 1:1 copy cut (as supplied)
TB213	Bearing for over trim (E = 0.5mm)
TB322	Bearing for over trim (E = 1.0mm)
TB413	Bearing for over trim (E = 1.5mm)
TB216	Bearing for over trim (E = 2.0mm)
TB675	Bearing for over trim (E = 2.5mm)
TB744	Bearing for over trim (E = 3.5mm)
TC6800	shank end bearing retaining collar
TB655	shank bearing 16mm = over trim of 2.0mm
TB908	shank bearing 19mm = over trim of 3.5mm
TB910	shank bearing 22mm = over trim of 5.0mm
TB912	shank bearing 24mm = over trim of 6.0mm
TB913	shank bearing 24mm = over trim of 6.0mm


DOWN SHEAR TRIM

This panel trim cutter has a 15 degree down shearing action to ensure a clean cut on the top face of veneered boards etc.

Part No.	A	B	C	D
T8710B - 8	19mm	20mm	8mm	40mm
T8711B 1/2	19mm	20mm	1/2	40mm

Replacement parts

Bearing
TB748
TB748



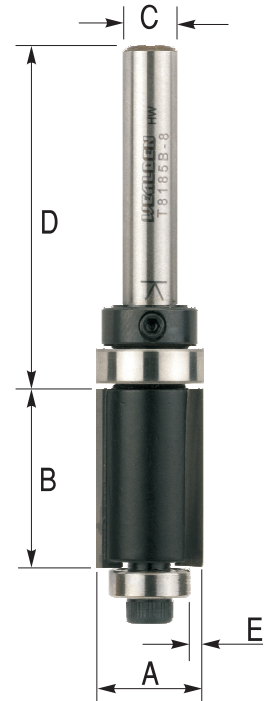
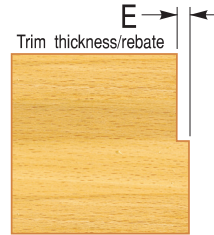
TRIM REPAIR

A two flute bearing guided cutter for the removal of damaged edge trim or for producing rebates. As supplied, the cutter will remove or rebate 2mm and additional bearings are available to vary this between 0mm to 3.5mm (see the list below).

The first pass produces a rebate using the bottom mounted bearing, then a second pass with the shank mounted bearing running on the rebate trims to remove the rebate.


May also be used to enlarge shaped apertures using the 2 stage procedure.

Part No.	A	B	C	D	E
T8185B - 8	16mm	26mm	8mm	50mm	2.0mm



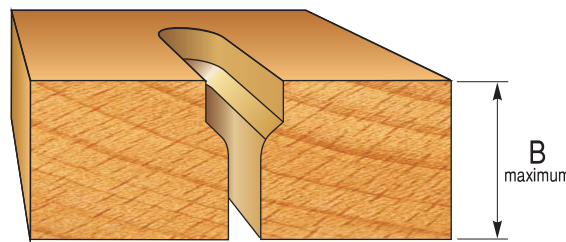
Optional parts

Part No.	Description
TB216	Bearing for rebate (E = 0.0mm)
TB413	Bearing for rebate (E = 0.5mm)
TB213	Bearing for rebate (E = 1.5mm)
TB212	Bearing for rebate (E = 2.0mm)
TB211	Bearing for rebate (E = 2.5mm)
TB210	Bearing for rebate (E = 3.0mm)
TB209	Bearing for rebate (E = 3.5mm)
TB655	Replacement shank bearing
TC6800	Replacement shank collar

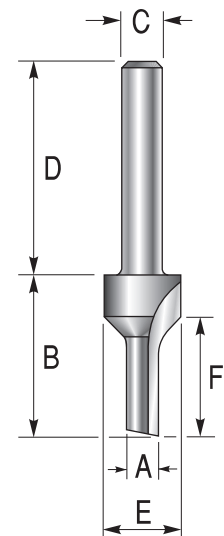


SLOT COUNTERSINK

A straight single flute cutter for producing a chamfered slot to suit either Nos. 8 or 10 countersunk woodscrew. This cutter speeds up the production of expansion supports for solid timber table tops etc. It is important to use many shallow passes to avoid tool breakage.



Illustrated slot shown open ended for clarity.



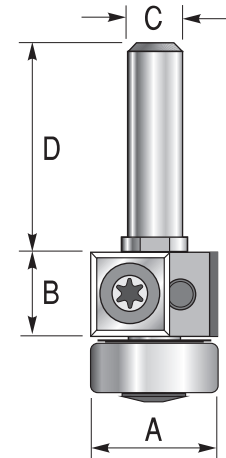
Part No.	A	B	C	D	E	F	Screw
T4701	4.6mm	26mm	1/4	28mm	9.3mm	19mm	No. 8
T4702 - 8	4.6mm	26mm	8mm	32mm	9.3mm	19mm	No. 8
T4705	5.3mm	26mm	1/4	26mm	11.8mm	19mm	No. 10
T4706 - 8	5.3mm	26mm	8mm	32mm	11.8mm	19mm	No. 10

EASI-TIP CUTTING TOOLS

The **Easi-tip** range of Replaceable Tip cutters features solid Tungsten Carbide blades which are easily replaced without removing the cutter from the machine. (Always ensure the power is disconnected before working on the cutter). The cutters with TK12 blades have 4 rotatable cutting edges, whilst all others have 2 cutting edges. These heavy duty cutters are especially suitable for production applications, where the easily replaced tips ensure consistent cutting properties with low down-time.

STRAIGHT TRIMMERS

Two flute replaceable tip cutters for flush trimming of hardwood lippings etc. The bearing guide is designed for trimming laminates and veneered products and has a dust shield fitted to extend the bearing life. *The cutters are supplied complete with two TCT blades and a Torx key.*



T8123B / T8124B-8

Replacement parts

Part No.	Description
TB748	Bearing
TQ405	Torx screw M4 x 5
TS3900	Dust shield
KT15	Torx key

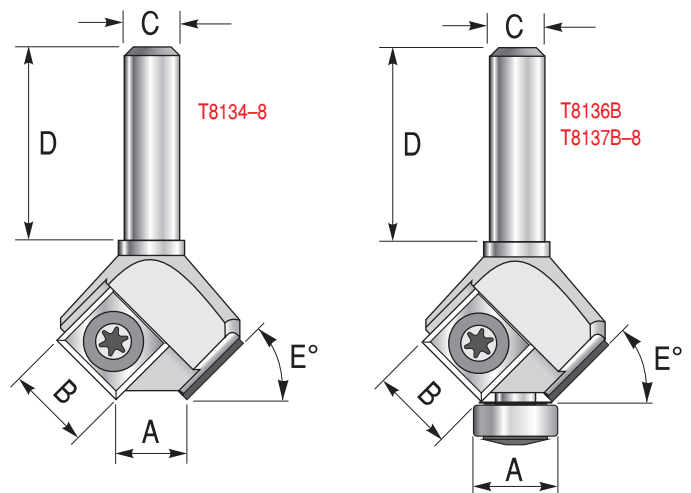
Part No.	A	B	C	D	Blade Part no.
T8123B	19.05mm	12mm	1/4	28mm	TK12
T8124B - 8	19.05mm	12mm	8mm	38mm	TK12

BEVEL TRIMMERS

Two flute replaceable tip bevel trimmers suitable for bevel/chamfer cutting of solid timbers and laminated/veneered boards.

The TCT replacement blades can be rotated in 90° steps, giving four times the life of a standard trimmer for each pair of replacement blades.

The cutters are supplied complete with two TCT blades and a Torx key.



Replacement parts

Part No.	Description
TB500	Bearing
TQ405	Torx screw M4 x 5
TS1580	Dust shield
KT15	Torx key

Part No.	A	B	C	D	E°	Blade Part no.
without guide bearing:						
T8134 - 8	15.0mm	12mm	8mm	32mm	60°	TK12
with guide bearings:						
T8136B	12.7mm	12mm	1/4	28mm	45°	TK12
T8137B - 8	12.7mm	12mm	8mm	32mm	45°	TK12


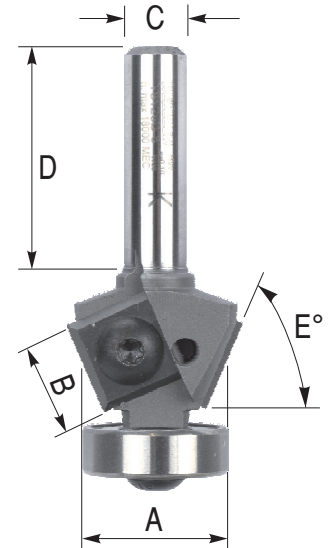
BEVEL EDGE-BAND TRIM

This two flute replaceable tip cutter is designed to bevel trim edge banding at 15 degrees, in a router table. Supplied with two bearings with the smaller bearing also allowing it to bevel. The cutter is intended to be used with the workpiece on its edge and allows for a very accurate edge trim by using height adjustment. The replaceable tips allow this cutter to give long life with reduced running costs. You will need an 8mm collet to fit this in your router table and a sub fence with a gap or rebate to the table.

Part No.	A	B	C	D	E
T8128B - 8	19.0mm	12mm	8mm	28mm	75°



EASI-TIP



Smaller diameter bearing also provided to line up with bottom of cutting blades.

SURFACE AND POCKET SKIM

A three flute swop-tip® cutter for surfacing, shallow pocketing, skimming etc.

Supplied with radiused corner knives as standard, however square knives (TK12) are also available as an optional extra.

The TK13R blade supplied has radiused corners for cutting with reduced witness marks.


Part No.	A	B	C	D	Blade Part no.
NA1640834	34mm	12mm	8mm	38mm	TK13B

Replacement parts

Part No.	Description
TK13R	Radius blade Qty. 1
TK13RB	Radius blade Qty. 10
TK12	Square blade Qty 1
TK12B	Square blade Qty. 10
TQ406	Torx screw M4 x 6mm
KT15	Torx key



EASI-TIP



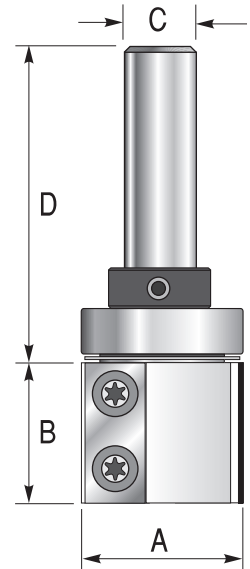
TEMPLATE TRIMMERS

A bearing guided two flute trimming cutter with the guide bearing mounted on the shank. These Easi-Tip cutters have replaceable TC tips, giving the benefits of consistent cutting properties and low costs, making them especially suitable for difficult or abrasive materials such as solid surface etc.

The blades supplied as standard with the 24mm cut length items have square ended blades without a cutting edge. As supplied they are for trimming only; they will NOT cut rebates. An alternative blade part number TK23 is available, which is ground on the ends and will cut a rebate - order separately.

The cutters are supplied complete with two standard TCT blades, screws and a Torx key.

Part No.	A	B	C	D	Blade Part no.	Part No.	Description
T8114B - 8	19.0mm	12mm	8mm	50mm	TK12	TB575	Bearing 19.0mm
T8116B - 8	19.0mm	24mm	8mm	50mm	TK24	TB975	Bearing 28.5mm
T8117B 1/2	19.0mm	24mm	1/2	50mm	TK24	TC002	Collar
T8110B - 8	28.5mm	24mm	8mm	40mm	TK24	TQ405	Torx screw M4 x 5
T8111B 3/8	28.5mm	24mm	3/8	45mm	TK24	TS1603	Dust shield 19mm
T8112B 1/2	28.5mm	24mm	1/2	50mm	TK24	TS1604	Dust Shield 28mm
						KT15	Torx key



MULTI TRIMMERS

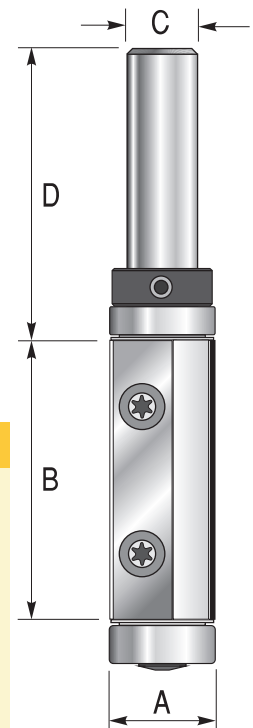
This new and unique cutter from Wealden is a two flute replaceable tip bearing guided trimmer with the additional feature of both shank and bottom mounted guide bearings and dust shields. This enables the trimmer to work with both top or bottom mounted templates with just one cutter. In addition the problem of trimming curved shapes, where the cutter is cutting up the grain resulting in poor finish and grain tear-out, can be solved by simply placing the routing machine on the other side of the workpiece and cutting down the grain, using only one template and without removing this from the workpiece. The wide range of sizes and the low cost replaceable tips make this a cost effective cutter.

All blades are 2 hole fixing except TK53 which is 3 hole fixing.

The cutters are supplied complete with two TCT blades and a Torx key.

Part No.	A	B	C	D	Blade Part no.	Part No.	Description
T8142B 1/2	19mm	24mm	1/2	48mm	TK23/TK24	TB575	Shank bearing
T8145B 1/2	19mm	30mm	1/2	50mm	TK30	TB748	Bottom bearing
T8148B 1/2	19mm	40mm	1/2	38mm	TK40	TC002	Collar
T8152B 1/2	19mm	50mm	1/2	38mm	TK50	TQ405	Torx screw M4 x 5
T8616B 1/2	19mm	50mm	1/2	38mm	TK53	TS1603	Shank dust shield
						TS3900	Bottom dust shield
						KT15	Torx key

Easi-Tip



EASI-TIP REPLACEMENT BLADES

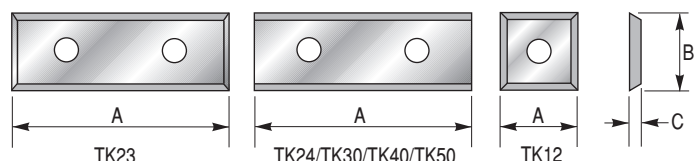
Part Number each	box 10	A	B	C
TK12	TK12B	12mm	12mm	1.5mm
TK23	TK23B	24.5mm	12mm	1.5mm
TK24	TK24B	24.8mm	12mm	1.5mm
TK30	TK30B	30mm	12mm	1.5mm
TK40	TK40B	40mm	12mm	1.5mm
TK50	TK50B	50mm	12mm	1.5mm
TK53	TK53B	50mm	12mm	1.7mm

TCT replacement blades for our Easi-Tip range of cutters.

The TK12 blades and TK23 blades have 4 cutting edges, whilst all other sizes have 2 rotatable edges. All blades are tungsten carbide grade HC05.

N.B. TK53 is 3 hole fixing for the T8616 1/2 cutter.

IMPORTANT: To prevent blade fracture, ensure that the tip seating area is completely clean, when fitting a new blade.



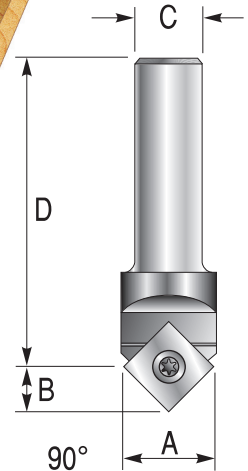

V GROOVE EASI-TIP CHAMFER 90°

This single flute replaceable tip cutter is suitable for engraving signs on CNC machines as well as general chamfering and Vee cutting work. The blades can be rotated in 4 steps to present new cutting edges. N.B. The blade has a down shear angle which means that the Vee will not cut exactly 90 degrees.

FOR USE ON CNC MACHINES ONLY

The cutters are supplied complete with a TCT blade and a Torx key.

Part No.	A	B	C	D	Blade Part no.
T8208 - 8	16.8mm	8.4mm	8mm	56mm	TK12
T8210 1/2	16.8mm	8.4mm	1/2	56mm	TK12



Replacement parts

Part No.	Description
TQ350	Torx screw M3.5 x 5
KT15	Torx key

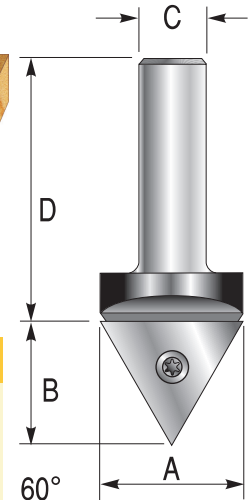

V GROOVE EASI-TIP CHAMFER 60°

This single flute replaceable tip cutter is suitable for engraving signs on CNC machines as well as general chamfering and Vee cutting work. The blades can be rotated in 3 steps to present new cutting edges. N.B. The blade has a down shear angle which means that the Vee will not cut exactly 60 degrees.

FOR USE ON CNC MACHINES ONLY

The cutters are supplied complete with a TCT blade and an Hex key.

Part No.	A	B	C	D	Blade Part no.
T8214 - 8	22mm	19mm	8mm	56mm	TK22
T8216 1/2	22mm	19mm	1/2	56mm	TK22



Part No.	Description
TK22	Blade 3 sided 22mm
TH6010K	Cks. screw M6 x 8
K30	3mm Hex key

V GROOVE - CHAMFER 120°

This single flute replaceable tip cutter is suitable for engraving signs on CNC machines as well as general chamfering and V cutting work. The blades can be rotated to present new cutting edges. N.B. The blade has a down shear angle which means that the V cut will be slightly less than the angle shown.


The cutters are supplied complete with a TCT blade and a key.

Part No.	A	B	C	D	Blade Part no.
T8225 1/2	27.5mm	8mm	1/2"	62mm	TK120

Replacement parts

Part No.	Description
F002065	Countersunk screw M5 x 6
F002090	Torx key T20

EASI-TIP




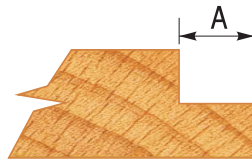
REBATE EASI-TIP BEARING GUIDED

This two flute replaceable tip rebating cutter has a wide range of guide bearings available. The replaceable TC knives make it an economical choice for rebating difficult and abrasive materials.

CUTTERS ARE SUPPLIED WITH A FITTING KIT, BUT WITHOUT BEARINGS - ORDER BEARINGS AS REQUIRED.

EASI-TIP

Part No.	A	B	C	D	E	F
T8404-8	See table	12mm	8mm	38mm	21mm	50mm



Replacement parts

Part No.	Description
TK12	Replacement blade
TK12B	Box of 10 blades
TQ406	Clamp screw M4 x 6.0
KT15	Torx key

Guide Bearings (order separately)

Part No.	A
TB750	0.5mm
TB740	1.0mm
TB680	1.5mm
TB670	2.0mm
TB620	2.5mm
TB454	3.0mm
TB453	3.5mm
TB452	4.0mm
TB501	4.2mm
TB451	4.5mm
TB450	5.0mm
TB394	5.5mm
TB320	6.0mm
TB315	6.5mm

REBATE HEAVY DUTY – BEARING GUIDED


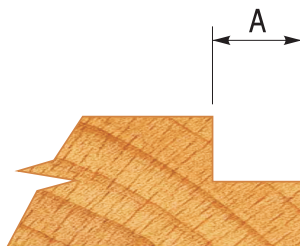
This heavy duty two flute replaceable tip rebating cutter has a wide range of guide bearings available. The replaceable TC knives make it an economical choice for rebating difficult and abrasive materials.

EASI-TIP

Part No.	A	B	C	D	E	F
T8432 1/2	See table	29.5mm	1/2	40mm	36mm	85mm

Replacement parts

Part No.	Description
TK5629	TC blade
TQ408	Torx screw M4 x 6
KT15	Torx key



Guide Bearings (order separately)

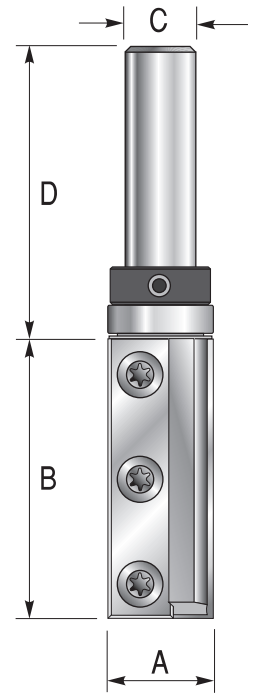
Part No.	A
TR346	0.7mm
TR320	2.0mm
TR300	3.0mm
TR280	4.0mm
TR260	5.0mm
TR240	6.0mm
TR220	7.0mm
TR200	8.0mm
TB744	9.0mm
TB675	9.5mm
TB216	10.0mm
TB413	10.5mm
TB322	11.0mm
TB213	11.5mm
TB212	12.0mm
TB211	12.5mm
TB210	13.0mm
TB209	13.5mm
TB208	14.0mm

TEMPLATE PLUNGE TRIM

EASI-TIP

This two flute replaceable tip bearing guided trimmer has relief on the bottom of the body and blades. This allows it to cut rebates in conjunction with a template and to ramp plunge into the workpiece.

The cutters are supplied complete with two TCT blades and a Torx key.



Replacement parts

Part No.	Description
TB575	Shank bearing
TC002	Collar
TQ405	Torx screw M4 x 5
TS1603	Shank dust shield
KT15	Torx key

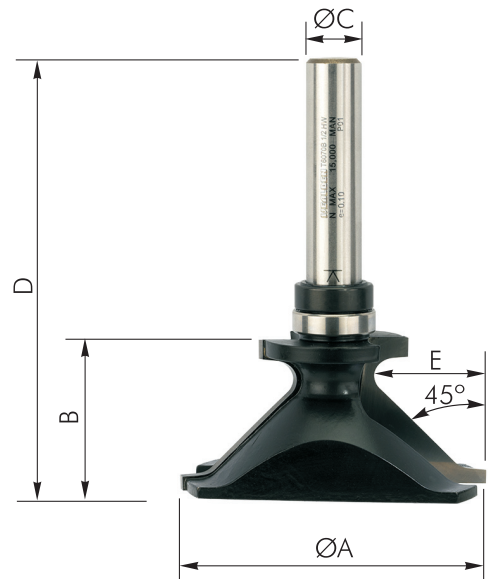
Part No.	A	B	C	D	Blade Part no.
T8162B 1/2	19mm	50mm	1/2	50mm	TK53

SHARK NOSE – BEARING GUIDED

Used to soften the look of worktops where the thickness is 24mm.

The cutter is supplied with an additional oversize bearing which may be used to cut the profile, to a template, in two passes.


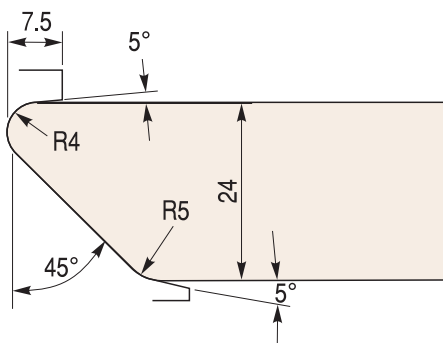
Used mainly on 24mm solid surface worktops, but may also be used on timber to produce a more delicate look to the edge.



Part No.	A	B	C	D	E
T6070B 1/2	70mm	34mm	1/2	98mm	25.4mm

Replacement parts


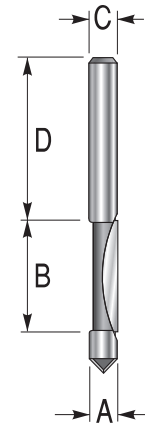
Part No.	Description
TB575	Bearing 19.05mm dia.
TB975	Bearing 28.50mm dia.
K20	2mm Hex. key



COMBINATION PANEL

Single flute pierce and trim cutters. These are typically used for cutting out apertures in composite boards, using a bottom mounted template if required.

Part No.	A	B	C	D
T1506.4	6.4mm	20mm	1/4	38mm
T1509.5 3/8	9.5mm	20mm	3/8	33mm
T1512.7 1/2	12.7mm	26mm	1/2	40mm



ECONOMY TRIMMERS

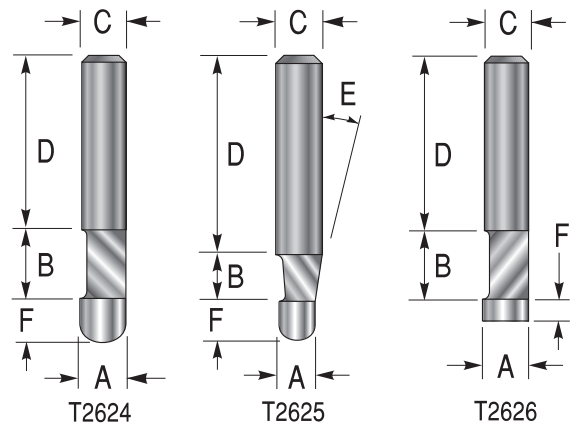
Three types of solid carbide trimmers in 1/4" shank size.

The T2624 produces a 90° trim and can be used self guided.

T2625 produces a bevel trim at 7° and has a pilot guide if required.

The T2626 is a straight trim with a short pilot guide for working in rebates etc.

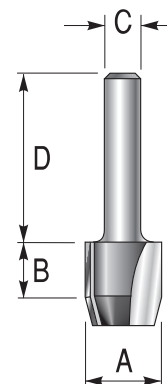
Part No.	A	B	C	D	E°	F
T2624	6.3mm	10.0mm	1/4"	40mm	-	8mm
T2625	4.0mm	9.5mm	1/4"	40mm	7°	8mm
T2626	6.3mm	8.0mm	1/4"	29mm	-	3mm



LAMINATE TRIM

A low cost two flute trimming cutter for laminated plastics, offering a straight and 15° bevel on the same cutter.

Part No.	A	B	C	D
T2622	12mm	12mm	1/4	38mm

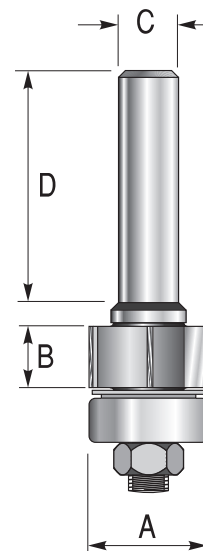


LAMINATE TRIMMERS

A range of high quality cutters for rapid trimming with a superior finish. The straight cutters are 4 wing, whilst the bevel cutters are 3 wing. Cutter assemblies are complete with arbor, bearing and glue shield. These cutters are suited to fast trimming and bevelling of plastic laminates, perspex and other plastics materials. May also be used on particle board, hardboard and solid timber.

STRAIGHT ASSEMBLIES

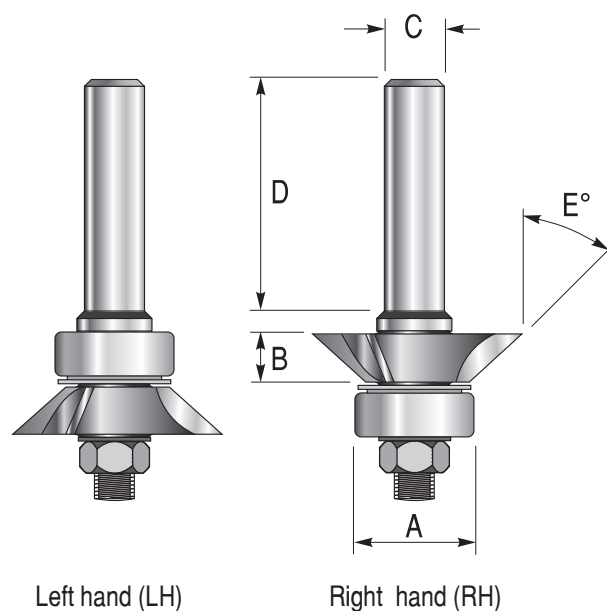
Part No.	A	B	C	D
T3910	19mm	9.5mm	1/4	28mm
T3910 - 8	19mm	9.5mm	8mm	35mm
T3910 3/8	19mm	9.5mm	3/8	34mm
T3910 1/2	19mm	9.5mm	1/2	38mm



BEVEL ASSEMBLIES

Bevel assemblies may be either 22° or 45° angle of cut and left hand or right hand rotation. The standard assembly is right hand (RH) with the bearing below the cutter for top cutting. LH assemblies have the bearing above the cutter and are suitable for undercutting.

Part No.	A	B	C	D	E°
T3946RH	19mm	8.0mm	1/4	29mm	45
T3946RH - 8	19mm	8.0mm	8mm	35mm	45
T3946RH 3/8	19mm	8.0mm	3/8	33mm	45
T3946RH 1/2	19mm	8.0mm	1/2	37mm	45
T3926RH	19mm	9.5mm	1/4	29mm	22
T3926RH - 8	19mm	9.5mm	8mm	35mm	22
T3926RH 3/8	19mm	9.5mm	3/8	32mm	22
T3926RH 1/2	19mm	9.5mm	1/2	37mm	22
T3946LH	19mm	8.0mm	1/4	26mm	45
T3946LH - 8	19mm	8.0mm	8mm	35mm	45
T3946LH 3/8	19mm	8.0mm	3/8	32mm	45
T3946LH 1/2	19mm	8.0mm	1/2	37mm	45
T3926LH	19mm	9.5mm	1/4	29mm	22
T3926LH - 8	19mm	9.5mm	8mm	35mm	22
T3926LH 3/8	19mm	9.5mm	3/8	32mm	22
T3926LH 1/2	19mm	9.5mm	1/2	37mm	22



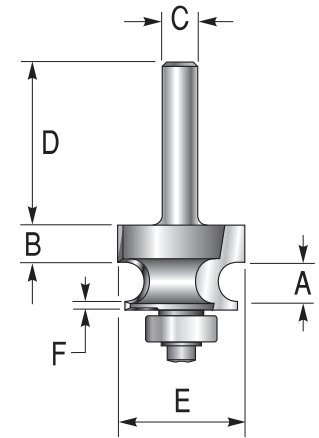
Replacement parts

Type	Cutter	Bearing	Glue shield	Arbor
Straight	T3900	TB748	TS3900	T3010 (plus shank size)
Bevel RH 45	T3945RH	TB748	TS3900	T3010 (plus shank size)
Bevel RH 22	T3922RH	TB748	TS3900	T3010 (plus shank size)
Bevel LH 45	T3945LH	TB748	TS3900	T3010 (plus shank size)
Bevel LH 22	T3922LH	TB748	TS3900	T3010 (plus shank size)

BEADED EDGE – SMALL SERIES

Small series bearing guided two flute cutters suitable for producing a side bead, corner bead or torus bead. A single cut will produce the side or edge bead whilst a double cut will produce a corner bead. The cutter may also be used to produce a torus bead with a fillet up to "B" in width.

Part No.	A	B	C	D	E	F
T2501B	4.0mm	7mm	1/4	38mm	20mm	1.3mm
T2502B	4.8mm	7mm	1/4	38mm	21mm	1.3mm



Replacement parts

Part No.	Description
TB500	Bearing
TS1590	Dust shield

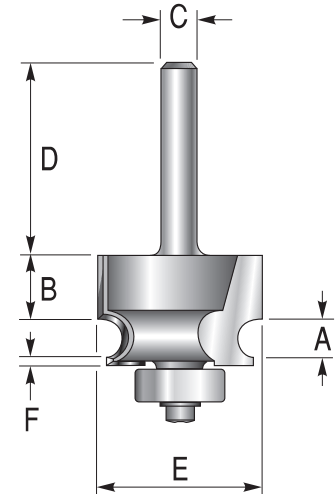


BEADED EDGE – LARGE SERIES

A bearing guided two flute cutter suitable for producing a side bead, corner bead or torus bead. A single cut will produce the side or edge bead, and the step dimension "G" may be altered by fitting different sized bearings. A double cut will produce a corner bead. Ensure that the cut on the first side is stepped in from the edge of the workpiece by the same distance as dimension "G". This will ensure that a true bead is produced. The cutter may also be used to produce a torus bead with a fillet up to "B" in width.

NB. The cutter will be supplied with TB625 bearing. Additional bearings are available, as listed below, and should be ordered separately.

Part No.	A	B	C	D	E	F
T2503B	6.4mm	11mm	1/4	38mm	28mm	1.3mm
T2503B – 8	6.4mm	11mm	8mm	38mm	28mm	1.3mm
T2503B 1/2	6.4mm	11mm	1/2	40mm	28mm	1.3mm
T2509B – 8	8.0mm	10mm	8mm	38mm	29mm	1.5mm
T2504B	9.5mm	8mm	1/4	38mm	30mm	1.5mm
T2504B 1/2	9.5mm	8mm	1/2	40mm	30mm	1.5mm
T2505B 1/2	12.7mm	10mm	1/2	40mm	33mm	1.8mm
T2506B 1/2	16.0mm	10mm	1/2	40mm	36mm	2.0mm
T2507B 1/2	19.0mm	9mm	1/2	40mm	40mm	2.0mm



OPTIONAL BEARINGS

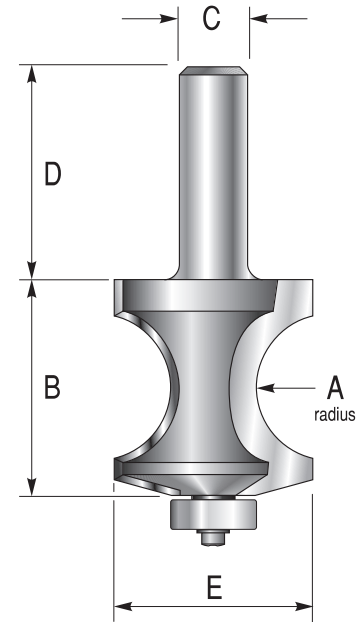
Part No.	G
TB748	0 mm
TB625	1.6mm
TB504	3.2mm



TORUS BEAD

This two flute cutter produces a traditional pattern torus bead, commonly used for skirting boards etc. The cutter is supplied with a guide bearing to control the depth to produce a full bead.

This is a large cutter and needs to be used with care: it should preferably be used in a fixed machine and, when cutting difficult timbers, use two passes to achieve the full depth.



Part No.	A	B	C	D	E
T2540B 1/2	13.5mm	40mm	1/2	40mm	37mm

Replacement parts

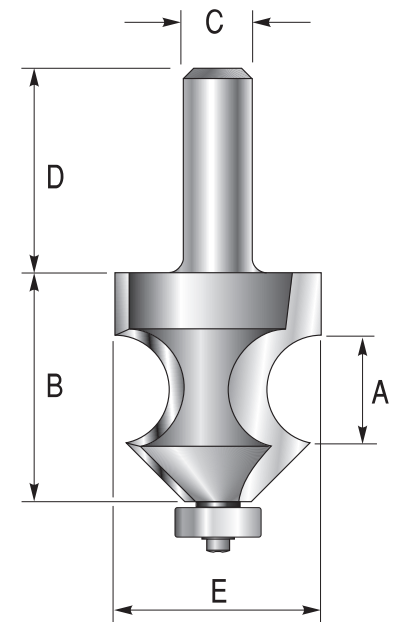
Part No.	Description
TB625	Bearing



Profile is shown full size above

TORUS CHAMFER

This bearing-guided two flute cutter produces a torus bead combined with a chamfer. This attractive profile will find many uses in the joinery trade for producing skirtings, dado rails, cornice etc. The cutter is available in three sizes, which are illustrated full size below. The largest of the cutters should ideally be used in a fixed head machine and at a reduced speed of approximately 15,000 rpm.



Part No.	A	B	C	D	E
T2532B - 8	15mm	33mm	8mm	38mm	33mm
T2533B 1/2	15mm	33mm	1/2	40mm	33mm
T2535B 1/2	20.0mm	40mm	1/2	40mm	38mm
T2537B 1/2	26.0mm	49mm	1/2	40mm	44mm

Replacement parts


Part No.	Description
TB625	Bearing

Profiles shown full size below

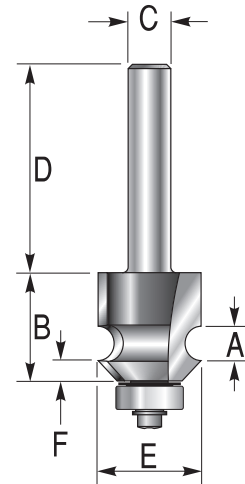


BUTT BEAD

These bearing guided two flute cutters will produce a bead and V profile for bead and butt boarding.




Part No.	A	B	C	D	E	F
T2690B-8	6.0mm	19.6mm	8mm	38mm	19.2mm	3.6mm
T2693B-8	8.0mm	22.6mm	8mm	38mm	21.2mm	4.6mm
T2696B-8	10.0mm	25.6mm	8mm	38mm	23.2mm	5.6mm
T2697B 1/2	10.0mm	25.6mm	1/2"	40mm	23.2mm	5.6mm

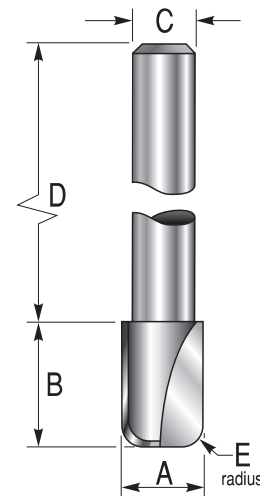


BLENDING RADIUS

Two flute TC tipped cutters with flat bottom and radiused corners to enable smoother transitions between tool paths on three dimensional profiles.



Part No.	A	B	C	D	E
T2961 - 8	6.0mm	10.0mm	8mm	50mm	1.5mm
T2965 - 8	10.0mm	10.0mm	8mm	50mm	3.0mm




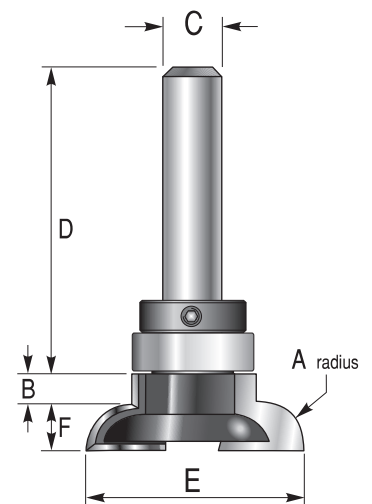
OVOLO SCRIBE / FINGER PULL

These tungsten carbide tipped 2 flute cutters may be used as scribes for ovolo profiles, and are also suitable for use as a finger pull profile and window drip groove.

When used as a finger pull for cabinet doors the 11mm radius will allow a finger grip on 18mm MDF drawers and doors.



Part No.	A	B	C	D	E	F
T1583B - 8	6.0mm	6mm	8mm	50mm	28.0mm	6.0mm
T1585B - 8	9.5mm	6mm	8mm	50mm	35.0mm	9.5mm
T1586B - 8	11.0mm	6mm	8mm	50mm	38.0mm	11.0mm
T1588B - 8	12.7mm	6mm	8mm	50mm	41.4mm	12.7mm



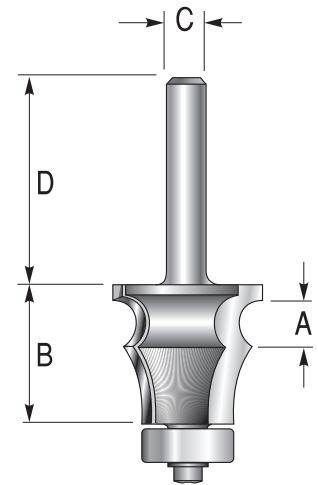
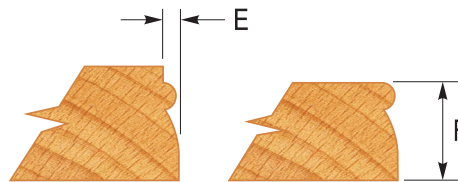
EDGE REED

A bearing guided two flute cutter for producing decorative edge cuts. Produces an attractive edge mould for picture frame mouldings, table tops etc. or for any application where a square edge needs relieving. To enable the guide bearing to follow the edge, the minimum dimension "F" must be maintained.

Part No.	A	B	C	D	E	F
T2832	3.2mm	19mm	1/4	30mm	4mm	24mm
T2848	4.8mm	19mm	1/4	30mm	4mm	24mm
T2864	6.4mm	20mm	1/4	38mm	4mm	25mm
T2864 1/2	6.4mm	20mm	1/2	38mm	4mm	25mm
T2895 1/2	9.5mm	20mm	1/2	38mm	4mm	25mm


Replacement parts

Part No.	Description
TB625	Bearing



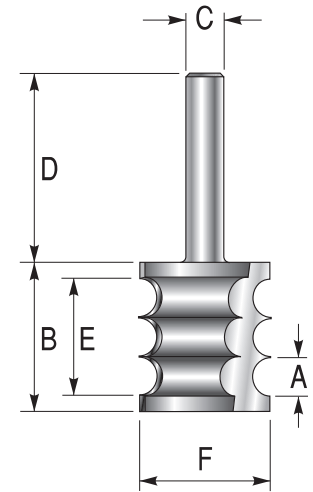
MULTI REED

A two flute cutter producing three reeds with each cut. The cutter has a 3mm wide land at each end thus enabling it to produce a 3 reed profile with quirks on a 22mm nominal board. This type of cutter finds many uses in softening edges, decoration, shelves etc.



A bearing kit TB2800 is available as an optional extra to enable the cutter to be used with a template for curved work.

Part No.	A	B	C	D	E	F
T2810	6.4mm	25mm	1/4	38mm	19mm	22mm
T2811 1/2	6.4mm	25mm	1/2	40mm	19mm	22mm



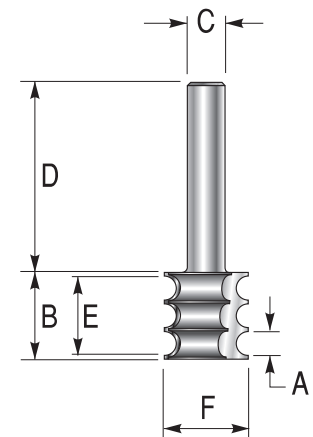
MULTI REED – SUNK

A three reed cutter suitable for producing equal sized sunk profiles or edge reeding on 12mm nominal boards. The cutter design ensures that multiple cuts can be made for wider sections. A bearing kit TB6600 is available as an optional extra to enable the cutter to be used with a template for curved work.

Part No.	A	B	C	D	E	F
T6675	4.0mm	14.0mm	1/4	38mm	12.5mm	14mm

Guide bearing kit (order separately)

Part No.
TB6600



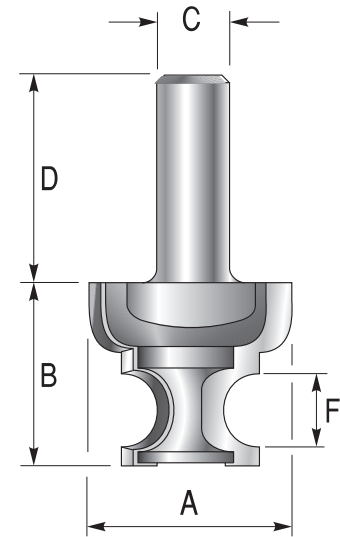
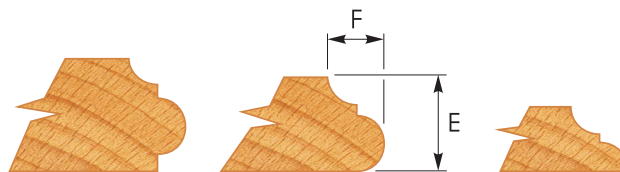
COVE & BEAD

A two flute decorative profile cutter, particularly suitable for table top edges. Can be used in a variety of ways to produce decorative mouldings, special skirtings and architraves etc. The cutter as supplied is not bearing guided, and is intended to be used either in conjunction with a fence or roller guide on the machine. A guide bearing kit TB2600 is available to enable the cutter to be used freehand for producing skirting, architraves etc. or to follow a bottom mounted template.

Part No.	A	B	C	D	E	F
T2603 1/2	27mm	27mm	1/2	40mm	16mm	7mm
T2602 1/2	33mm	30mm	1/2	40mm	22mm	10mm
T2601 1/2	39mm	34mm	1/2	40mm	27mm	13mm

Guide bearing kit
(order separately)

Part No.
TB2600



CLASSIC DECORATIVE BEAD

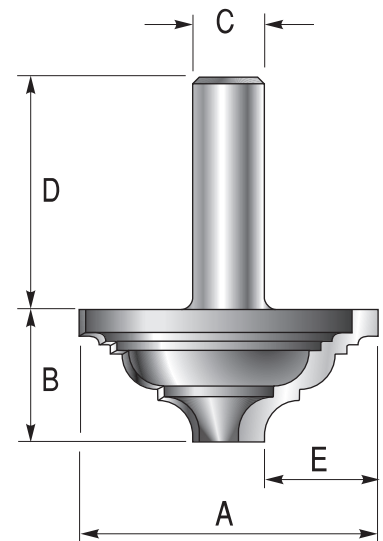
A two flute cutter with a decorative and detailed bead profile. The cutter may be used to produce intricate moulded edges. Its main use however is to produce a classic bead moulding using two passes of the cutter. This moulding will find many uses in furniture making where it is "planted on" to provide a classical decorative bead.

A guide bearing kit TB2720 is available to convert this cutter for bearing guided operation. The kit should be ordered separately.

Part No.	A	B	C	D	E
T2725 1/2	51.7mm	26mm	1/2	40mm	19.5mm

Guide bearing kit
(order separately)


Part No.
TB2720



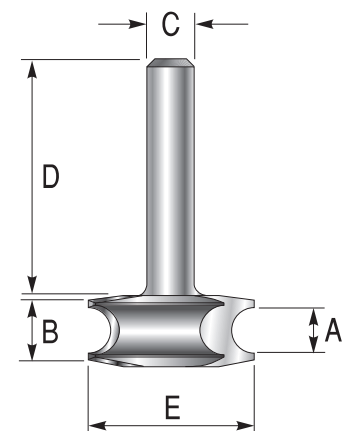
Profiles approximately full size

SUNK BEAD

A two flute cutter to produce a bead which is sunk below the surface of the workpiece. This type of sunk bead is mainly used to produce decorative edges and faces on furniture frames. The cutter is normally used to produce a single bead, however two or more passes may be made to produce a multiple bead effect.



Part No.	A	B	C	D	E
T2570	6mm	8mm	1/4	38mm	22mm



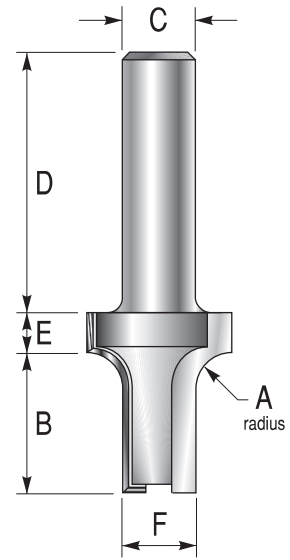
PIERCE & ROUND OVER

A two flute combination cutter to pierce through boards and produce a round over edge to the aperture.

Part No.	A	B	C	D	E	F
T4005 1/2	6.4mm	22mm	1/2	48mm	7mm	13mm
T4006 1/2	6.4mm	25mm	1/2	48mm	7mm	13mm
T4009 1/2	9.5mm	30mm	1/2	48mm	7mm	13mm
T4011 1/2	13.0mm	27mm	1/2	48mm	7mm	13mm
T4012 1/2	13.0mm	35mm	1/2	48mm	7mm	13mm



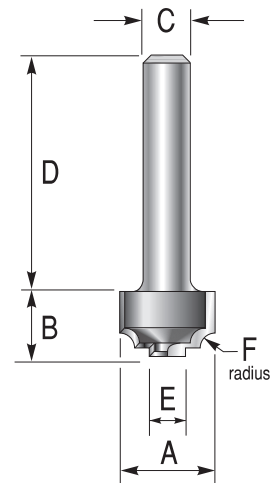
also
CNC



CLASSICAL BEADING

Two flute cutters suitable for traditional beading and panelling work.

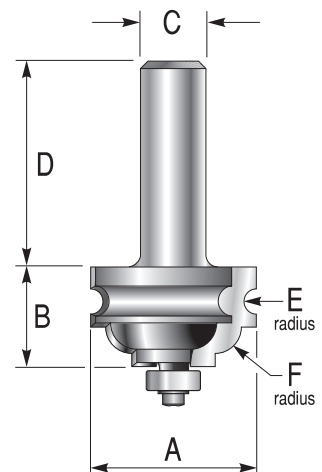

Part number	A	B	C	D	E	F
T4460	12.7mm	9.5mm	1/4	38mm	6.3mm	2mm
T4461 1/2	12.7mm	9.5mm	1/2	38mm	6.3mm	2mm
T4462	18.0mm	10.0mm	1/4	32mm	9.0mm	3mm
T4463 1/2	18.0mm	10.0mm	1/2	40mm	9.0mm	3mm



CAVETTO BEAD

A versatile cutter which may be used to produce a cavetto mould, a bead, or a combination of the two profiles. This is a two flute bearing guided cutter, making it suitable for template or curved work.

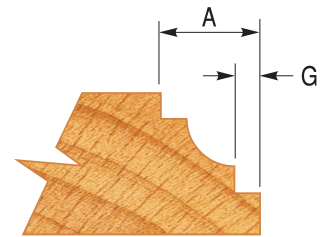


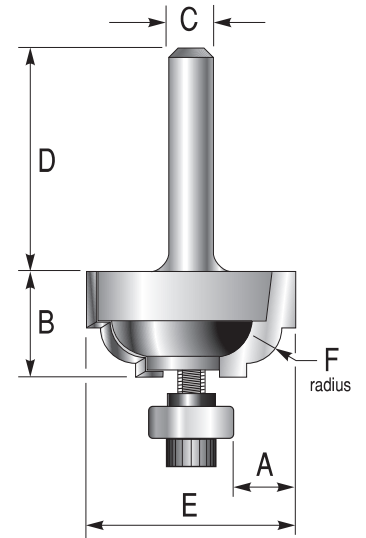
Part No.	A	B	C	D	E	F
T2670B 1/2	32mm	19mm	1/2	40mm	2.4mm	6.0mm



CAVETTO

This range of two flute cutters produces the traditional cavetto profile, which is often used for edge decoration on furniture. The bearing assembly may be completely removed, thus allowing the cutter to be used for panelling work. A TB216 bearing (order separately) may be substituted for the bearing supplied with the cutter. This will remove the bottom quirk from the profile.

Part No.	A	B	C	D	E	F	G
T2680B	11.0mm	15mm	1/4	28mm	38.0mm	5.0mm	3.0mm
T2681B - 8	11.0mm	15mm	8mm	32mm	32.0mm	5.0mm	3.0mm
T2682B 1/2	11.0mm	15mm	1/2	38mm	32.0mm	5.0mm	3.0mm
T2683B	13.3mm	16mm	1/4	38mm	35.6mm	6.3mm	3.5mm
T2684B - 8	13.3mm	16mm	8mm	32mm	35.6mm	6.3mm	3.5mm
T2685B 1/2	13.3mm	16mm <td 1/2	38mm	35.6mm	6.3mm	3.5mm	
T2687B - 8	16.0mm	18mm	8mm	32mm	40.0mm	8.0mm	4.0mm
T2688B 1/2	16.0mm	18mm	1/2	40mm	40.0mm	8.0mm	4.0mm



SLIDING DOVETAIL CUTTER

This bearing guided two flute dovetail cutter has been designed for the production of tapered sliding dovetail joints. The cutter was primarily designed for the production of the traditional tapered sliding dovetail joint in guitar making. This strong and time tested connection of neck and body on an acoustic steel string guitar allows for a very slim, aesthetic neckheel. The cutter's 1:1 geometry eliminates the guesswork and necessary calculation of offsets when making templates. Since the diameter of the ball bearing is equal to the middle diameter of the cutter, the template guide line is the same for routing both the tenon and the mortise. The resulting joint should be a perfect fit.

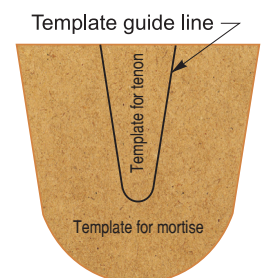
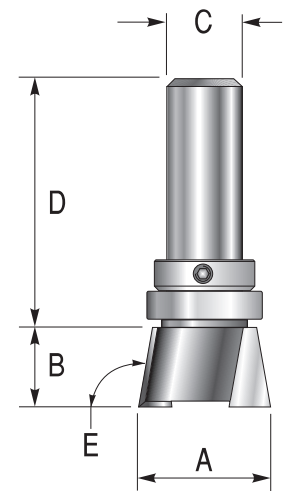
Although primarily designed for guitar making, this form of joint has many other applications in furniture making and joinery.

Important: To allow the ball bearing to follow the entire template shape, the narrowest width of the tapered template must be at least 20mm (i.e. larger than the bearing). The depth of the cut for the dovetail and housing must be 13mm.

Part No.	A	B	C	D	E°
T1030B 1/2	21.34mm	13.0mm	1/2	46mm	100°

Replacement parts

Part No.	Description
TB575	Bearing
TC002	Collar

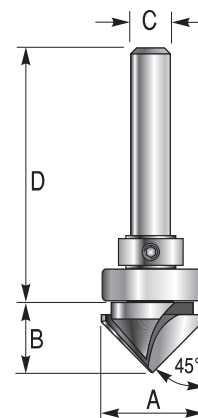


TEMPLATE FOLLOWER PROFILERS

V GROOVE – BEARING GUIDED

V grooving cutter with shank mounted bearing guide. Enables decorative fluting following a template. The template thickness will need to be 5mm plus dimension “B” minus the depth of the cut being made.

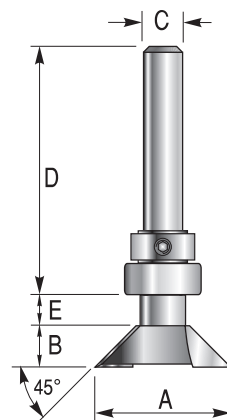
Part No.	A	B	C	D
T1610	12.7mm	9.5mm	1/4	40mm
T1612 – 8	16.0mm	11.5mm	8mm	46mm
T1614 1/2	19.1mm	13.0mm	1/2	54mm



CHAMFER UNDERCUT – BEARING GUIDED

A bearing guided cutter for producing an undercut groove or rebate whilst following a template. The template thickness will need to be 9mm plus dimension “B” minus the depth of the cut being made.

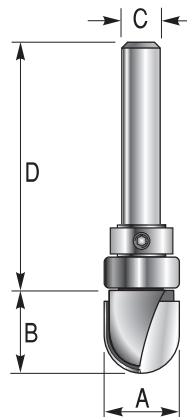
Part No.	A	B	C	D	E
T1630	24.0mm	6.0mm	1/4	40mm	4mm
T1632 – 8	30.0mm	7.5mm	8mm	42mm	4mm
T1634 1/2	40.0mm	12.0mm	1/2	54mm	4mm



CORE BOX/RADIUS – BEARING GUIDED

Produces a radiused groove or cove with a shank mounted bearing for following a template. The template thickness will need to be 5mm plus dimension “B” minus the depth of the cut being made.

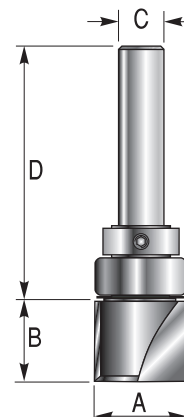
Part No.	A	B	C	D
T1670	12.7mm	10mm	1/4	40mm
T1672 – 8	16.0mm	12mm	8mm	46mm
T1674 1/2	19.1mm	14mm	1/2	54mm



HOUSING/REBATE – BEARING GUIDED

Part No.	A	B	C	D
T1680 – 8	12.0mm	12mm	8mm	46mm
T1682 – 8	16.0mm	12mm	8mm	46mm
T1690 – 8	18.0mm	15mm	8mm	46mm
T1684 – 8	19.0mm	15mm	8mm	46mm
T1688 1/2	19.1mm	15mm	1/2	54mm
T1686 – 8	26.0mm	15mm	8mm	46mm
T1692 1/2	26.0mm	15mm	1/2	54mm
T1694 1/2	30.0mm	15mm	1/2	54mm

A bearing guided housing or rebate cutter for following a template. The template thickness will need to be 5mm plus dimension “B” minus the depth of the cut being made.



SASH BAR OVOLO


A two flute cutter to produce the traditional glazing bar profile for producing window and door frames etc. This cutter may be fitted with guide bearings (order separately) to produce either a round over or quirk, as specified by dimension 'H' below. These cutters may be paired with the sash bar scribe cutters to produce matching joints for ease of frame assembly.

The T1350 cutter matches T1355 and the T1360 matches T1365.

Part No.	A	B	C	D	E	F	G
T1350	22mm	9mm	1/4	38mm	5mm	6.3mm	4.7mm
T1360	25mm	12mm	1/4	38mm	6mm	10.0mm	6.0mm
T1360 1/2	25mm	12mm	1/2	40mm	6mm	10.0mm	6.0mm

Guide bearing kits
(order separately)

Part No.	H
TB1300A	0
TB1300B	1.3mm
TB1300C	2.3mm

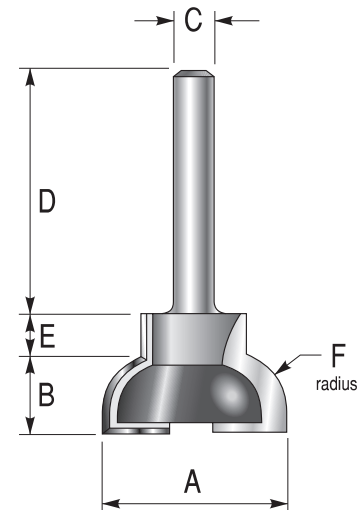


SASH BAR SCRIBE

This cutter produces a matching scribed profile to mate with the sash bar ovolo cutters T1350/T1360. This method of jointing allows for the rapid construction of windows, doors etc. with traditional glazing bar profile.

When producing scribed joints it is important to use a router table or similar so that the end of the rail to be scribed can be presented square to the cutter.

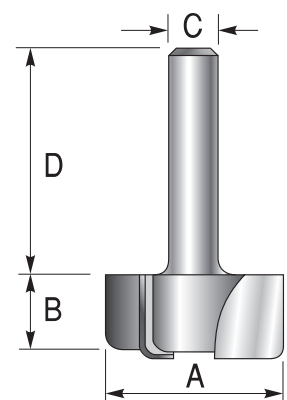
Part No.	A	B	C	D	E	F
T1355	25.4mm	9mm	1/4	38mm	5mm	6.3mm
T1365	28.0mm	12mm	1/4	38mm	6mm	10.0mm
T1365 1/2	28.0mm	12mm	1/2	40mm	6mm	10.0mm



SURFACE TRIM

A three flute cutter for surface machining and clearing large areas when carving etc. This cutter is also suitable for many other uses, including trimming timber edge banding.

Part No.	A	B	C	D
T2410	25mm	13mm	1/4	38mm
T2415 - 8	40mm	14mm	8mm	38mm
T2420 1/2	50mm	16mm	1/2	40mm

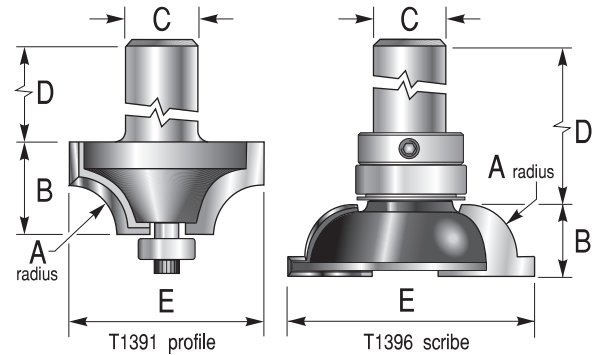
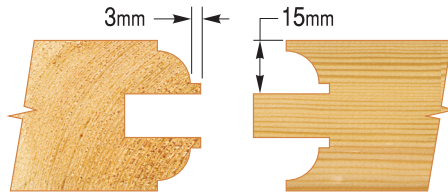


PROFILE-SCRIBE JOINTING SETS

Bearing guided profile cutters with matching scribes. They are suitable for many joinery applications including door and window construction, panelling etc. The cutters are available separately or in sets and are in 1/2" shank size only.

OVOLO

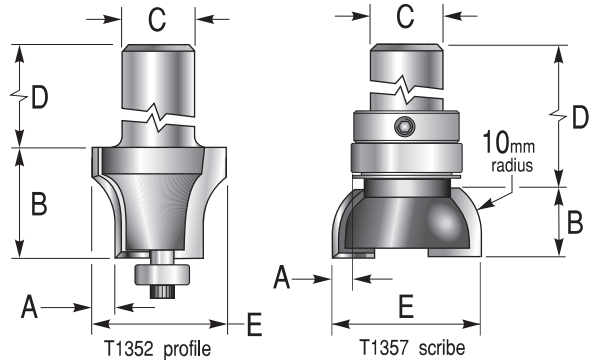
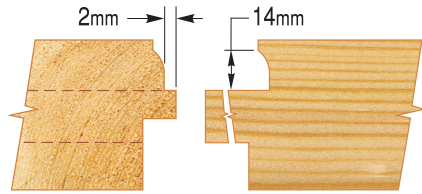
Profile cutters with matching scribes. They will produce a mould on either side of a 14-17mm tenon, so they are suitable for 44mm doors.



Part No.	A	B	C	D	E
T1391 1/2	9.0mm	14mm	1/2	40mm	34mm
T1396 1/2	9.0mm	12mm	1/2	52mm	43mm
T1391SET 1/2	Set of above cutters				

NARROW SASH OVOLO

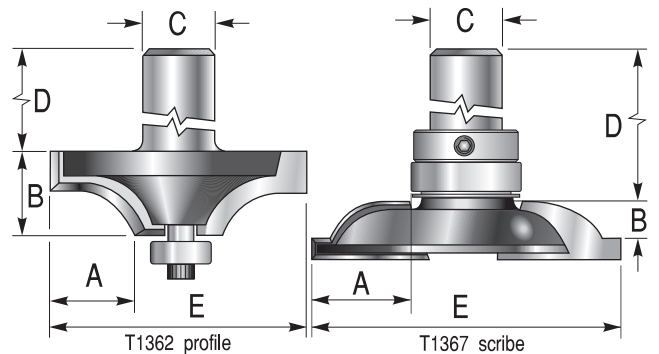
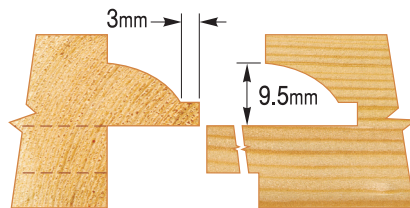
An ovolo sash mould cutter for producing narrow glazing bars with a width of 16-20mm.



Part No.	A	B	C	D	E
T1352 1/2	4.0mm	19mm	1/2	40mm	22mm
T1357 1/2	4.0mm	14mm	1/2	51mm	27mm
T1352SET 1/2	Set of above cutters				

FLAT SASH OVOLO

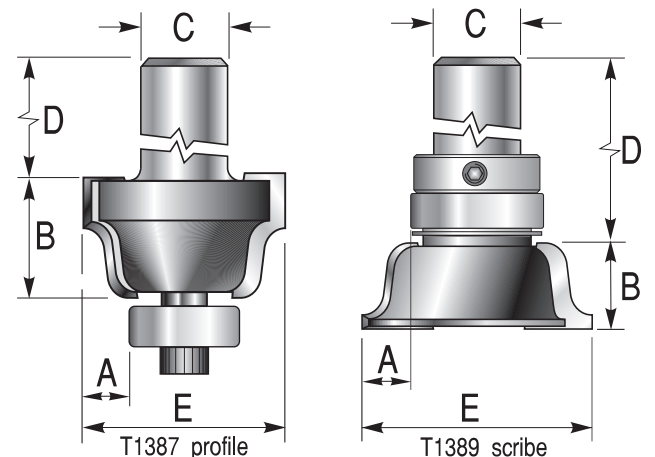

A wide flat ovolo for window frames. Gives a traditional look but will accommodate double glazed units.



Part No.	A	B	C	D	E
T1362 1/2	12.0mm	11mm	1/2	38mm	40mm
T1367 1/2	15.0mm	6mm	1/2	48mm	49mm
T1362SET 1/2	Set of above cutters				

LAMBS TONGUE SASH

A traditional lambs tongue mould to produce window frames and glazing bars.

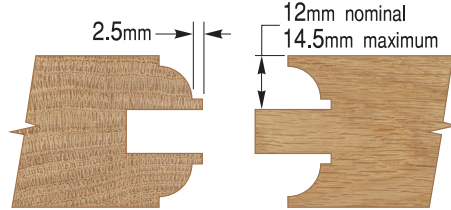


Part No.	A	B	C	D	E
T1387 1/2	6.5mm	18mm	1/2	45mm	29mm
T1389 1/2	6.5mm	12mm	1/2	52mm	32mm
T1387SET 1/2	Set of above cutters				

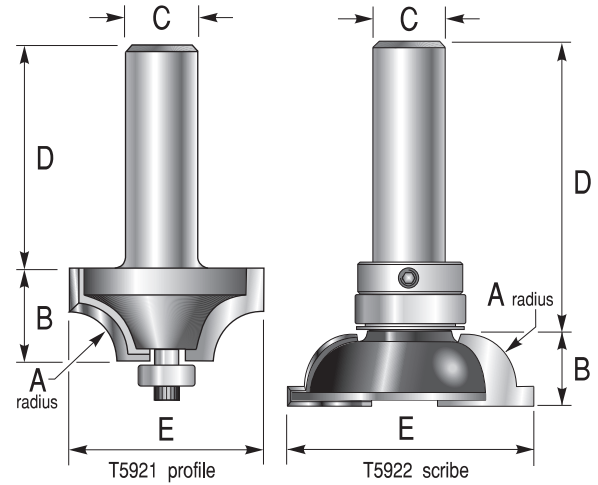
PROFILE-SCRIBE JOINTING SETS

OVOLO SCRIBE SET

Profile cutters with matching scribes to produce a 12mm nominal mould. Suitable for window or cabinet door production.



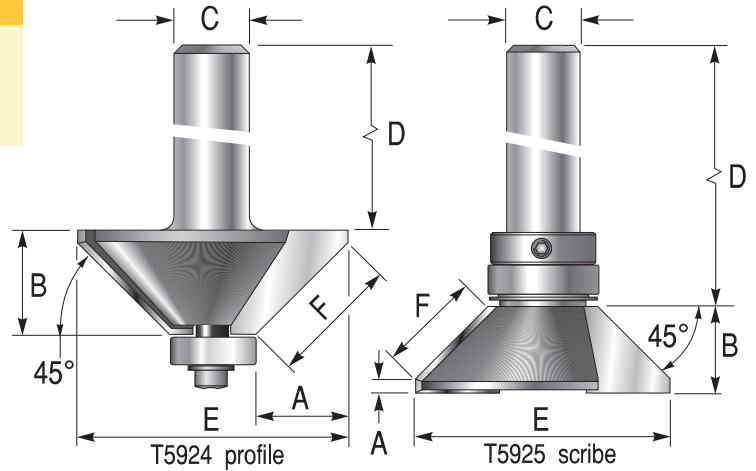
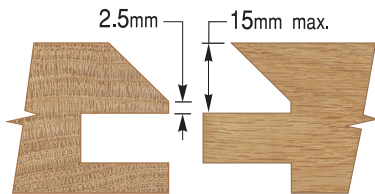
Part No.	A	B	C	D	E
T5921 1/2	7.0mm	12mm	1/2	40mm	31mm
T5922 1/2	7.0mm	9.5mm	1/2	52mm	38mm
T5923SET 1/2	Set of above cutters				



CHAMFER SCRIBE SET

Part No.	A	B	C	D	E
T5924 1/2	12.5mm	15mm	1/2	40mm	37mm
T5925 1/2	2.5mm	15mm	1/2	51mm	44mm
T5926SET 1/2	Set of above cutters				

Profile cutter and matching scribe to cut 45° chamfer joints.

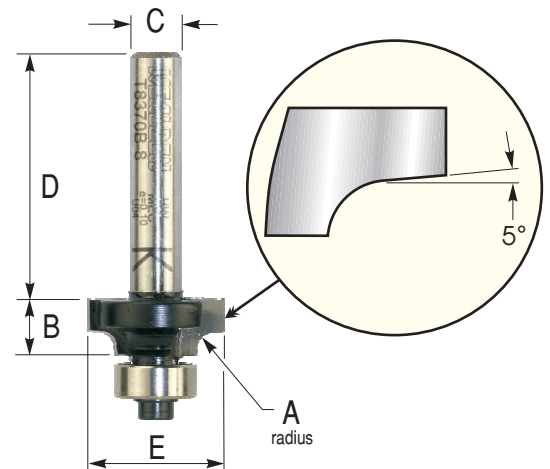


EDGE BAND TRIM

This two flute TC tipped cutter fills the requirement for those using portable edgebanders who trim with either a trim router or on a router table. The cutter has increased cut length across the diameter, giving it the ability to trim up to 3mm edging materials. You will need an 8mm collet and a step base on your trimmer.



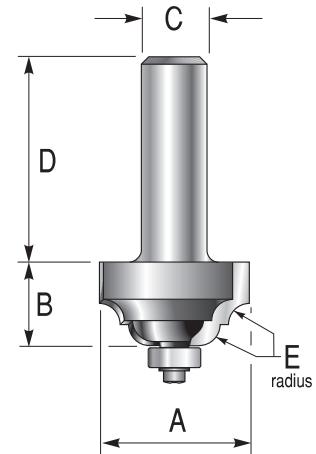
Part No.	A	B	C	D	E
T8370B-8	2.0mm	8.5mm	8mm	38mm	21mm



CLASSIC OGEE

Two fluted bearing guided edge mould cutters with a classical ogee profile.

Part No.	A	B	C	D	E
T2640B	25.4mm	12.7mm	1/4	38mm	3.2mm
T2641B 1/2	25.4mm	12.7mm	1/2	40mm	3.2mm
T2642B	28.7mm	16.0mm	1/4	38mm	4.0mm
T2643B 1/2	28.7mm	16.0mm	1/2	40mm	4.0mm



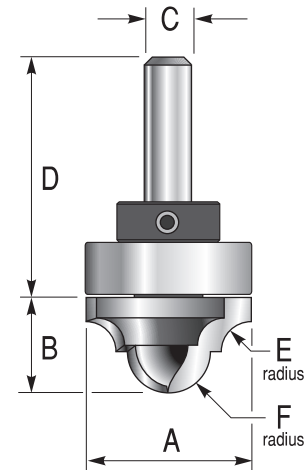
CLASSIC PANEL – GUIDED

Two fluted panel cutter with a top mounted bearing. The bearing is the same diameter as the cutter and enables top mounted templates to be used when applying decorative moulds to panels etc. The cove on the bottom of the cutter produces a deeper mould than the classic ogee below.

Part No.	A	B	C	D	E	F
T1622B	22mm	12.7mm	1/4	40mm	4mm	5.5mm

Replacement parts

Part No.	Description
TC6300	Collar
TB910	Bearing



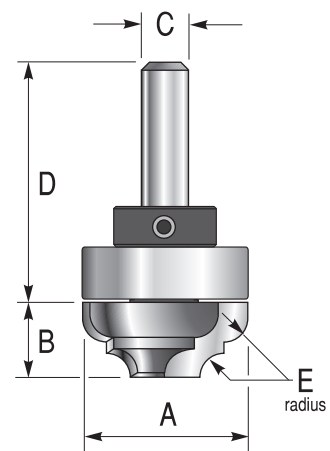
CLASSIC OGEE – GUIDED

Two fluted panel cutter with a top mounted bearing. The bearing is the same diameter as the cutter and enables top mounted templates to be used when applying decorative moulds to panels etc. The flat bottom of the cutter produces a shallower mould than the classic panel cutter above.

Part No.	A	B	C	D	E
T1642B	22mm	10mm	1/4	40mm	3.2mm

Replacement parts

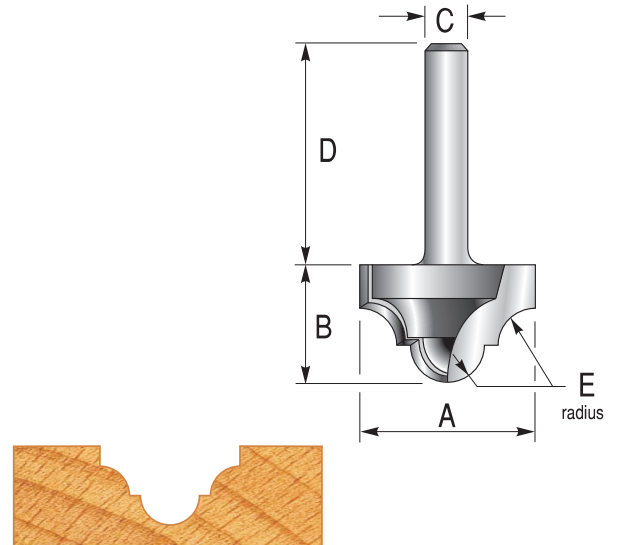
Part No.	Description
TC6300	Collar
TB910	Bearing



CLASSIC PANEL

A two flute plunge cutter to produce decorative panel moulds with a radiused bottom cut. May also be used for edge mouldings and to decorate and lighten frame and carcase members.

Part No.	A	B	C	D	E
T1601	12.7mm	9mm	1/4	38mm	2.5mm
T1602 1/2	12.7mm	9mm	1/2	40mm	2.5mm
T1607	16.0mm	12mm	1/4	32mm	3.5mm
T1608 1/2	16.0mm	12mm	1/2	38mm	3.5mm
T1603	19.0mm	12mm	1/4	32mm	4.0mm
T1604 1/2	19.0mm	12mm	1/2	38mm	4.0mm
T1605 1/2	25.4mm	16mm	1/2	38mm	5.5mm
T1606 1/2	38.0mm	22mm	1/2	38mm	8.5mm

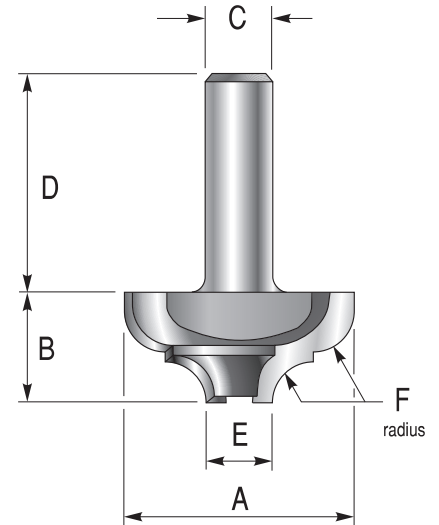


CLASSIC PROFILE

A two flute cutter to produce a classic cove and bead profile. May be used for drop leaf joints, edge mouldings, panelling etc. The profile is symmetrical and so can be used to produce matching joints by reversing one of the work pieces.

A bearing kit with two bearings is available as an optional extra, to enable the cutter to be bearing guided. The larger bearing will produce a round over whilst the smaller bearing will produce a 2.3mm quirk.

Part No.	A	B	C	D	E	F	G
T2706	36.6mm	19mm	1/4	30mm	12.7mm	6mm	3mm
T2706 1/2	36.6mm	19mm	1/2	38mm	12.7mm	6mm	3mm
T2708 3/8	44.6mm	24mm	3/8	36mm	12.7mm	8mm	4mm
T2708 1/2	44.6mm	24mm	1/2	38mm	12.7mm	8mm	4mm



Guide bearing kit
(order separately)

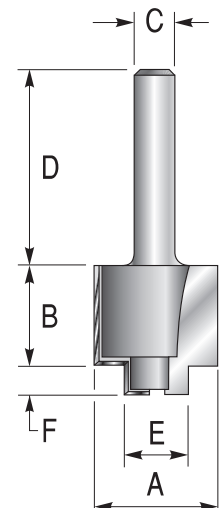
Part No.	H
TB2700	2.3mm



STEP RABBET – BOOKCASE

A two flute cutter which may be used to produce a recess to fit TONK STRIP bookcase shelf support. The cutter may also be used to produce decorative stepped edges and recesses.

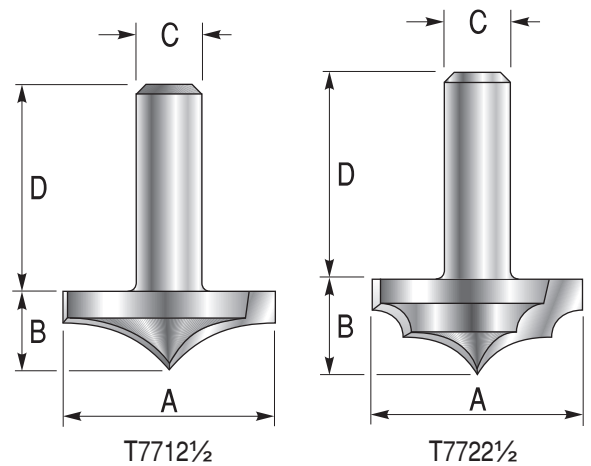
Part No.	A	B	C	D	E	F
T4430	19.5mm	18mm	1/4	38mm	10mm	6mm
T4430 1/2	19.5mm	18mm	1/2	40mm	10mm	6mm



ROPE TWIST

Two flute cutters for producing rope twist mouldings in conjunction with router lathes. The T7712 & T7722 cutters have a bottom point and are suitable for fluting and other decorative effects. The T7714 & T7715 cutters have a shallower profile and a radius on the centre point and are suitable for two start rope twists on 41mm spindles with approx. 60mm pitch.

Part No.	A	B	C	D
T7712 1/2	41mm	15mm	1/2	50mm
T7714 - 8	38mm	13mm	8mm	38mm
T7715 1/2	38mm	13mm	1/2	50mm
T7722 1/2	41mm	18mm	1/2	50mm



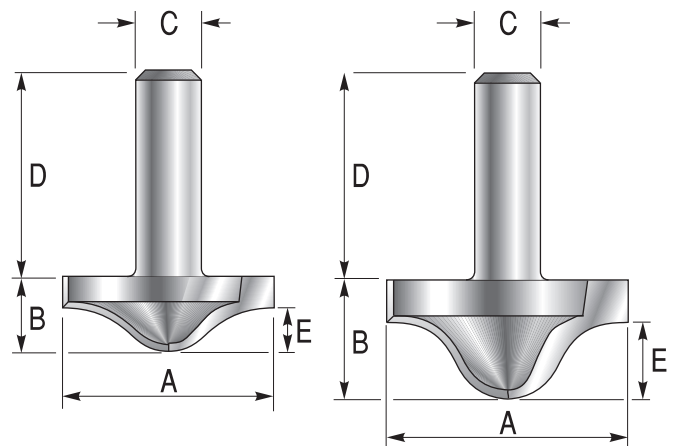
Profiles are shown full size



BARLEY TWIST - OGEE

A range of two flute cutters with ogee profile for producing barley twist mouldings on router lathes. They are suitable for producing true barley twists with a single start on 41mm and 49mm spindles with spiral pitches from 40mm to 50mm. They are also suitable for edge moulding.

Part No.	A	B	C	D	E
T7732 1/2	41mm	14.0mm	1/2	50mm	8.0mm
T7742 1/2	50mm	21.5mm	1/2	50mm	14.5mm
T7752 1/2	50mm	16.5mm	1/2	50mm	9.5mm
T7757 1/2	46mm	21.5mm	1/2	50mm	14.5mm



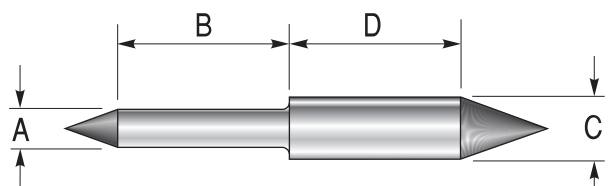
Profiles are shown full size



CENTRING POINT

A steel pin with 1/4" and 1/2" shanks and centring points at either end, which may also be used as a line up pin.

Part No.	A	B	C	D
STP030	1/4"	30mm	1/2"	30mm

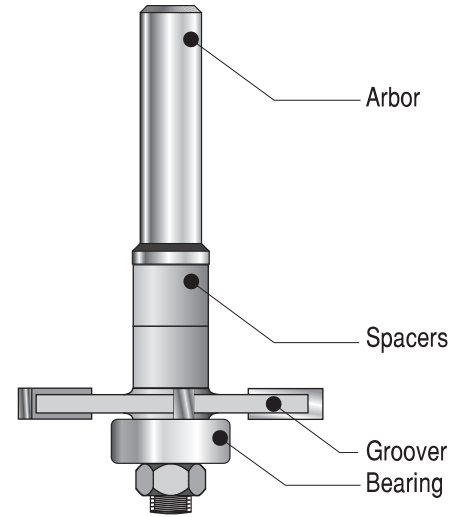


BISCUIT JOINTING SET

Biscuit jointing can be carried out with the router using a 4mm groover, an arbor and suitable bearings. The biscuit is made from compressed beechwood, which will swell when glued with a water based (PVA) adhesive and thus produce a tight joint. Selecting the correct size bearing will ensure a depth of cut slightly over half the width of the biscuit. The groove should be cut slightly longer than the length of the biscuits to allow for mis-alignment. The kits comprise a groover, arbor, spacers and three bearings to suit biscuit sizes #0, #10 and #20. Shank sizes of 1/4", 3/8", 1/2" or 8mm are available. Sets should be ordered using the part numbers listed below. The kit prices show a saving in cost compared with buying the individual components.

Kit Part No.	Shank size
T5390	1/4"
T5391 – 8	8mm
T5392 3/8	3/8"
T5393 1/2	1/2"

The parts should be assembled onto the arbor using the spacers to make up the length; the bearing can be fitted either above or below the groover. It is important to check that the groover is mounted the correct way round: fitting the groover upside down will stop it cutting and result in clouds of smoke!



TONGUE CUTTERS & SETS

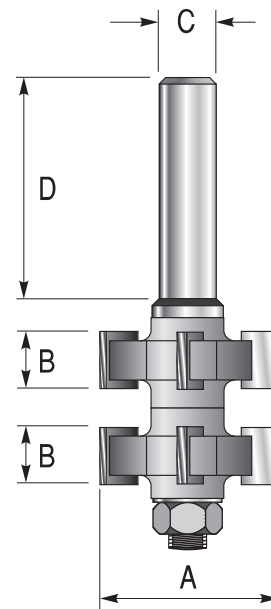
A versatile pair of 4 wing cutters which will produce either a 4mm or 6mm tongue, depending on which way they are mounted on the arbor. The cutters may be used in conjunction with 4mm or 6mm groovers, and the width of the tongue is set by the position of the router fence. Cutters are available in pairs, mounted on an arbor and, in addition, complete sets including both 4mm and 6mm groovers are available at a cost saving over the individual prices.

PLEASE NOTE: This cutter is not available in a 1/4" shank version.

ASSEMBLY comprises: Pair of cutters and arbor.

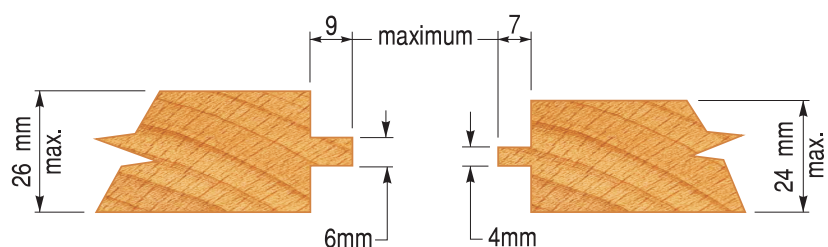
SET comprises: Pair of cutters, arbor, 6mm groover, 4mm groover and a set of spacers

Part No.	A	B	C	D	Description
T5510 – 8	30mm	10mm	8mm	40mm	assembly
T5510 3/8	30mm	10mm	3/8	40mm	assembly
T5510 1/2	30mm	10mm	1/2	40mm	assembly
T5530 – 8	30mm	10mm	8mm	40mm	set
T5530 3/8	30mm	10mm	3/8	40mm	set
T5530 1/2	30mm	10mm	1/2	40mm	set



Replacement parts

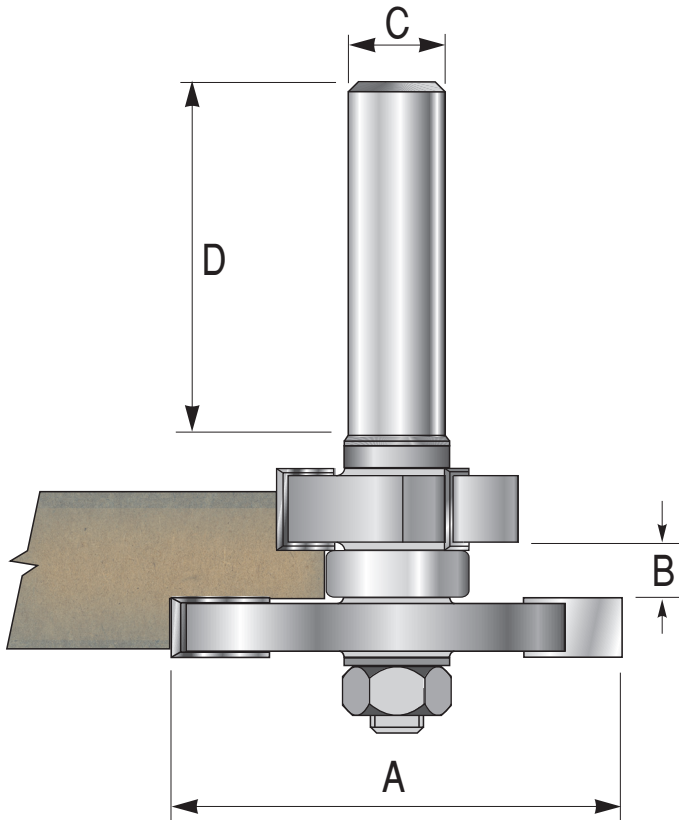
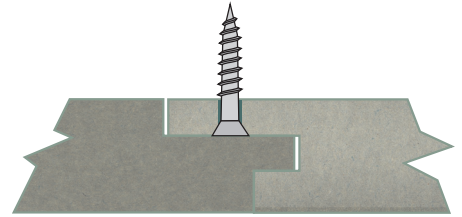
Part No.	Description
T5505	Pair of cutters
T3020 – 8	Arbor 8mm shank
T3020 3/8	Arbor 3/8" shank
T3020 1/2	Arbor 1/2" shank
T5440	Groover 4mm
T5460	Groover 6mm
TS900	Set of spacers



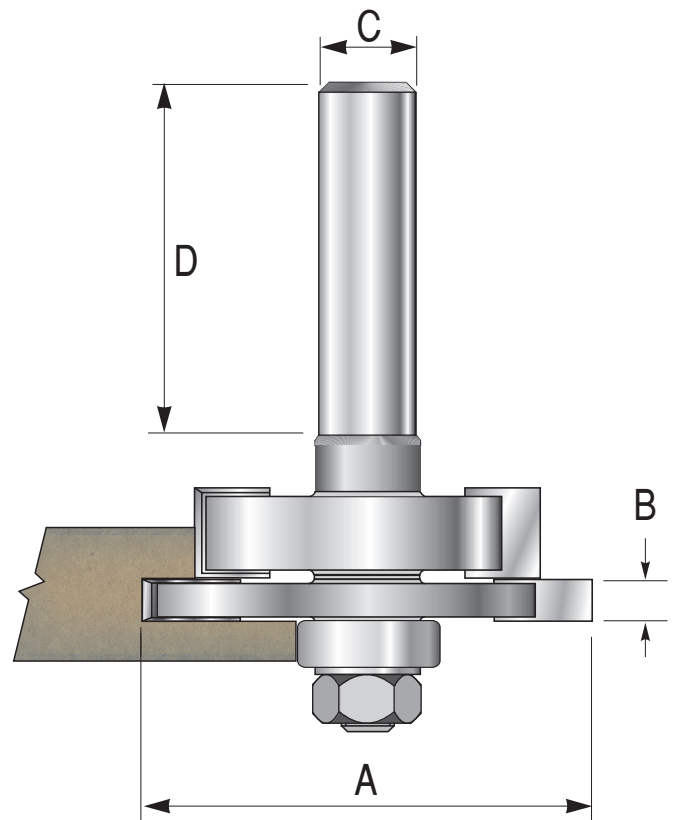
HIDDEN FIX TONGUE & GROOVE SET

This set of tungsten tipped cutters is aimed at those producing and fitting wall panels. Allowing for a hidden fixing within the joint, this cutter set goes well with our Bead and Butt MDF cutter for making more traditional wainscott panels.

Set comprises: a Tongue cutter assembly and a Groove cutter assembly.

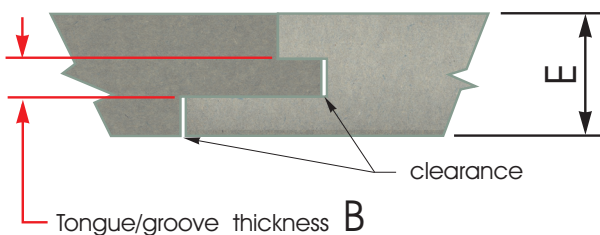


TONGUE CUTTER



GROOVE CUTTER

Part No.	A	B	C	D	E(min)	E(max)
T4382 1/2	60mm	6mm	1/2	40mm	16mm	24mm

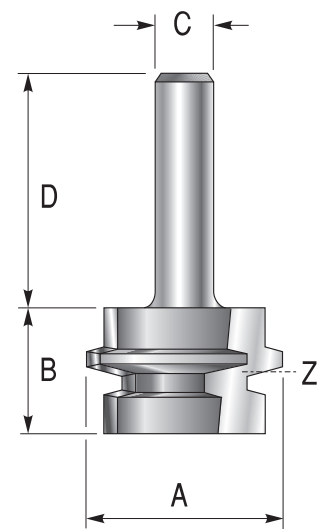
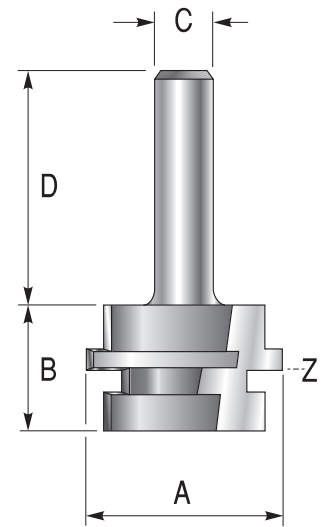


GLUE JOINT

These two flute jointing cutters are available in either parallel or taper types. They enable the rapid and accurate joining of boards for such purposes as table tops, panelled doors etc., giving a joint line that is neat and inconspicuous. The parallel type is the cheapest option and is suitable for boards from 12mm thick, whilst the taper type produces a joint that is quick and easy to assemble. Both cutters produce a long glue line for a strong glued joint. The procedure for producing a joint is the same with either profile, and the following points should be noted when using these cutters:

1. Dress both pieces of stock for a tight joint.
2. Ensure the vertical centre of the cutter "Z" is set exactly halfway up the width of the stock.
3. If possible, fit a long timber face on the router fence with the minimum aperture to accept the cutter.
4. Set the fence so that the smallest diameter of the cutter is exactly in line with the face of the fence.
5. Cut one piece of stock face down and the other face up to produce the complete joint. When assembling the parallel type joint, it will help if a slight chamfer is rubbed on the corners of the tongues with abrasive paper.

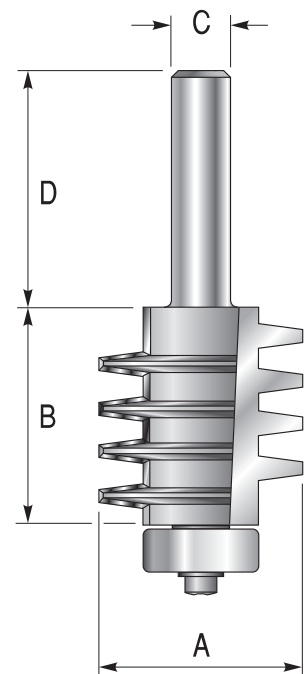
Part No.	A	B	C	D	E(min)	E(max)	Type
T5580 3/8	42mm	26mm	3/8	38mm	12mm	26mm	parallel
T5580 1/2	42mm	26mm	1/2	50mm	12mm	26mm	parallel
T5590 3/8	42mm	26mm <td 3/8	38mm	15mm	26mm	taper	
T5590 1/2	42mm	26mm	1/2	50mm	15mm	26mm	taper



FINGER JOINTER

A finger jointing cutter with a design that offers an economical solution to extending the length of boards. The cutter is fitted with a guide bearing, which may be used in conjunction with a straight edge fixed under the workpiece. This allows the joint to be made with the router being hand held. The cutter may also be used with the machine mounted in a table. In use, one piece of stock is cut face up whilst the other is cut face down. A maximum thickness of 32mm may be joined with this cutter. This cutter is not really suitable for joining boards on their width as the narrow fingers make it difficult to produce a joint without feather edges.

Part No.	A	B	C	D	E
T5570 1/2	35mm	38mm	1/2	38mm	32mm

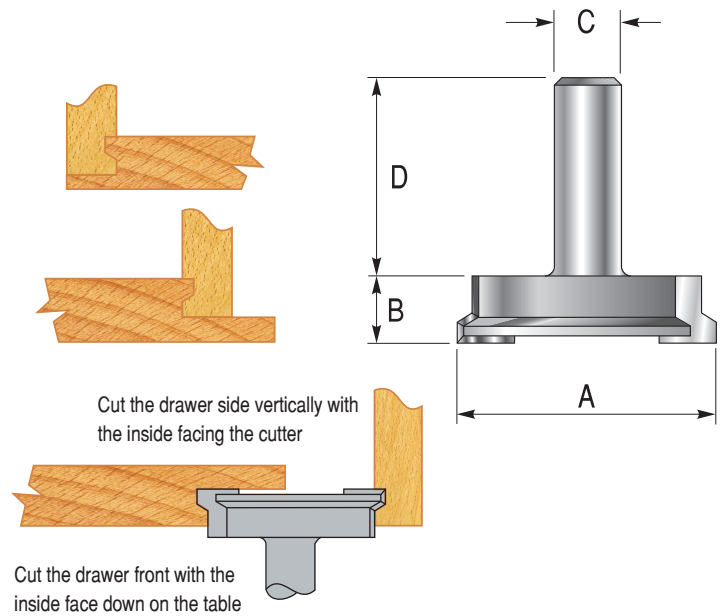


DRAWER CORNER LOCK TYPE 'A'

These two flute cutters are designed to enable the rapid jointing of drawer fronts to sides, although they are equally useful for the construction of boxes etc. The locking design of the joint ensures a relatively long glue line ensuring a strong glued joint.


The cutter must be used in a table mounted router with a tall fence fitted. To produce a drawer joint, simply cut the drawer front flat down on the table with the outside facing upwards. Cut the drawer side vertically with the inside facing the fence. The minimum stock thickness is 12mm.

Part No.	A	B	C	D
T5546	25.4mm	12.7mm	1/4	38mm
T5547 1/2	25.4mm	12.7mm	1/2	40mm
T5548 1/2	50.8mm	12.7mm	1/2	40mm

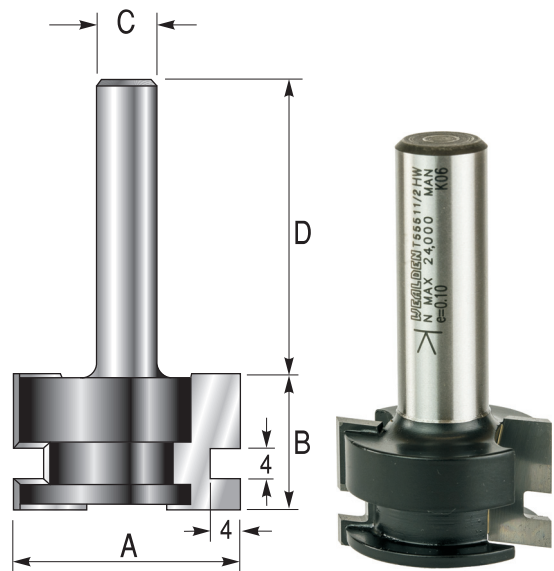


CORNER LOCK JOINTER

These tungsten carbide tipped cutters enable the rapid construction of dado corner joints on solid timber and man-made boards up to 16mm thick.



Part No.	A	B	C	D
T5550 - 8	19.0mm	18mm	8mm	40mm
T5551 1/2	19.0mm	18mm	1/2	40mm

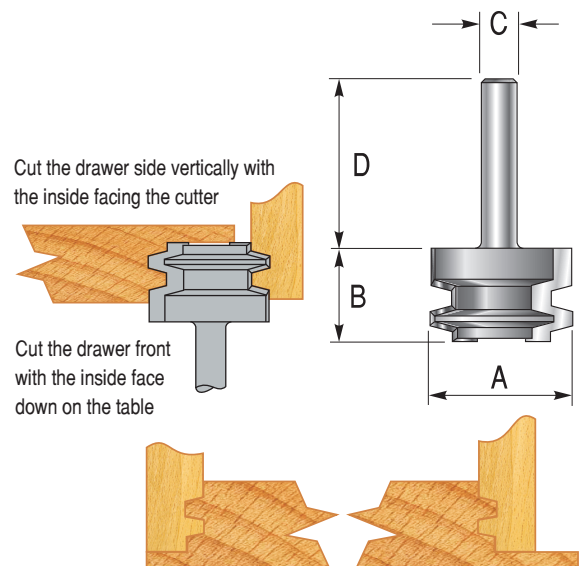


DRAWER CORNER LOCK TYPE 'B'

These two flute cutters are similar to the corner lock range above, but have a double lock joint. This gives a proportionally longer glue line than a single lock joint and ensures a stronger joint at the expense of a slightly more complicated machining operation. These cutters are suitable for the rapid construction of drawers, boxes etc.

The cutter must be used in a table mounted router with a tall fence fitted. To produce a drawer joint, simply cut the drawer front flat down on the table with the outside facing upwards. Cut the drawer side vertically with the inside facing the fence. The minimum stock thickness for the front is 19mm and for the sides 10mm.

Part No.	A	B	C	D
T5542	27mm	19mm	1/4	32mm
T5543 1/2	27mm	19mm	1/2	40mm



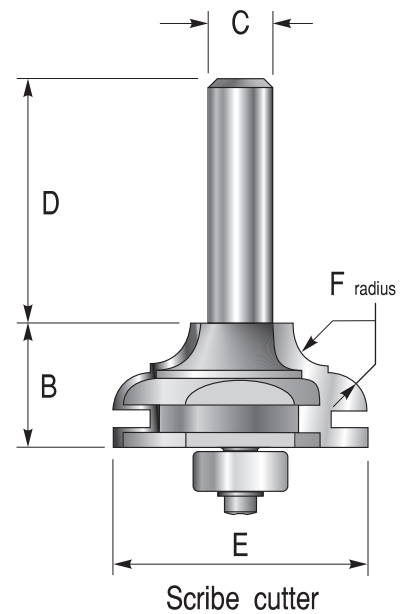
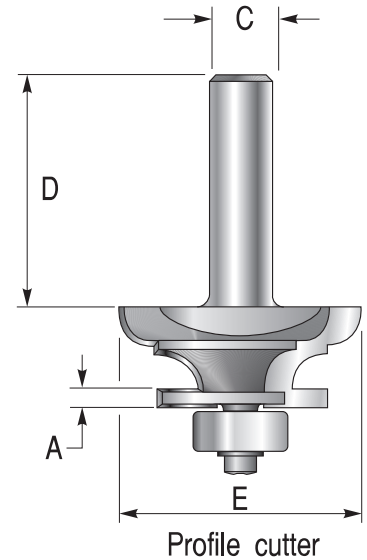
PANELLED DOOR SETS

A matched pair of two flute cutters to produce panelled doors with the traditional style cove and bead profile. The sets are available to produce either a 4mm or 6.5mm tongue. They are sold in sets with the 4mm groove available in either 3/8" or 1/2" shank and the 6.3mm groove in 1/2" shank only. The sets comprise a profile cutter, a scribe cutter and two bearings. The 4mm groove set is intended for use on 22mm nominal thickness timber, although this may be varied between 16 and 25mm, but with 16mm only a bead will be produced (i.e. no cove). For the 6.5mm set the nominal thickness is 26mm and the range is 20 to 29mm.

The profile cutter is used to mould the profile on to the rails and stiles, and at the same time cut a groove to accommodate the panelling which may be ply, solid fielded timber, close boarding etc. The scribe cutter moulds the ends of the rails to produce a mating profile to the stiles. This method of construction produces a strong joint with a long glue line and allows doors to be produced very quickly and with good repetitive accuracy. The cutters are suitable for machines with a power input of at least 750 watts.

These cutters are best used in conjunction with a router table, however they may be used freehand with the help of jigs. The application sheet supplied with the cutters details jigs and other set-up information to enable the rapid production of accurate joints. The application sheet is also available separately on request.

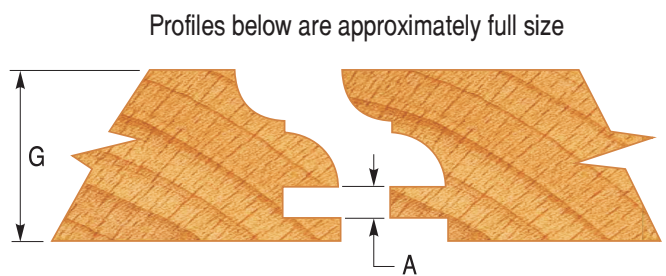
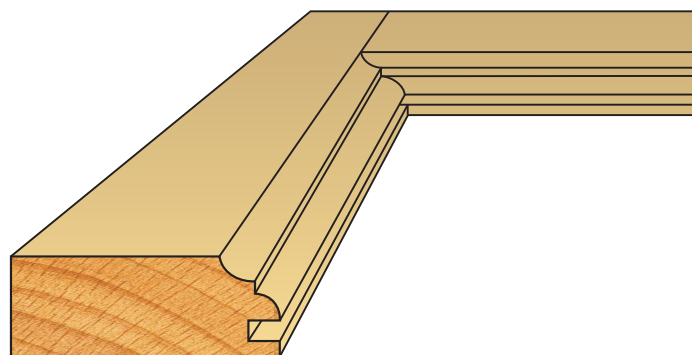
IMPORTANT: These are large cutters and you should ensure that they are suitable for use in your routing machine.



Part No.	A	B	C	D	E	F	G(max)
T4100 3/8	4.0mm	26mm	3/8	38mm	49mm	7mm	25mm
T4100 1/2	4.0mm	26mm	1/2	45mm	49mm	7mm	25mm
T4140 1/2	6.5mm	28mm	1/2	45mm	49mm	7mm	28mm

Replacement parts

Part No.	Description	Shank
T4101 3/8	4mm profile cutter	3/8
T4102 3/8	4mm scribe cutter	3/8
T4101 1/2	4mm profile cutter	1/2
T4102 1/2	4mm scribe cutter	1/2
T4141 1/2	6.5mm profile cutter	1/2
T4142 1/2	6.5mm scribe cutter	1/2
TB748	Bearing	



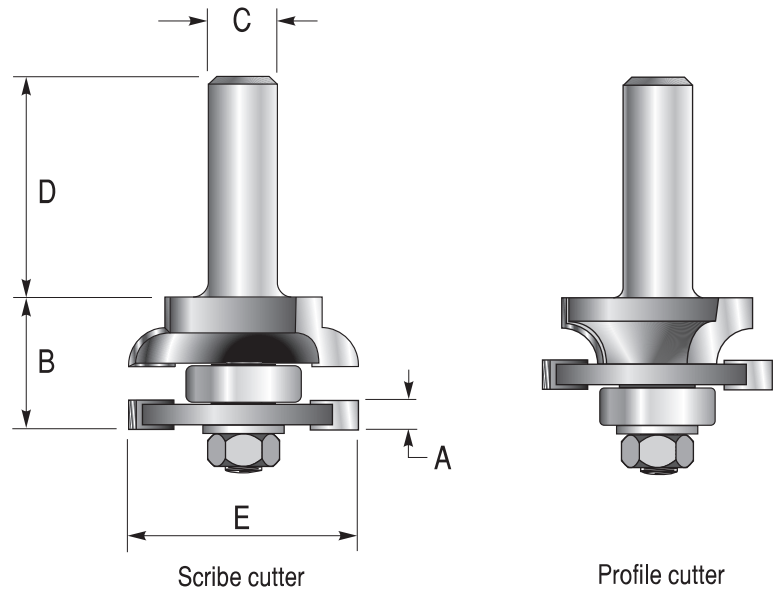
PANELLED DOOR SETS

Two sets of two flute panelled door cutters with either a round over or flat ovolo profile. Each set consists of a pair of cutters, one for the profile and one for the scribe, although each cutter may also be purchased separately as spare parts.

The cutters can be used for producing door frames for panelled doors and for any other joinery or cabinet work requiring a panelled frame construction.

The cutters are supplied with an application sheet detailing their use, which is available separately on request. They are suitable for use on timber with a thickness between 19mm and 25mm.

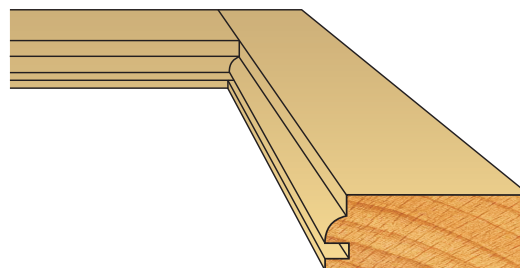
These cutters are suitable for use on machines with a power rating of at least 750 watts and are available in 1/2" shank only.



Part No.	A	B	C	D	E	Profile
T4310 1/2	6.3mm	25mm	1/2	38mm	41mm	Round over
T4320 1/2	6.3mm	25mm	1/2	38mm	41mm	Flat ovolo

Replacement parts

Part No.	Description
T4311 1/2	Round profile cutter
T4312 1/2	Round scribe cutter
T4321 1/2	Ovolo profile cutter
T4322 1/2	Ovolo scribe cutter
T4201	Groover 6.3mm
TB910	Bearing
TS4200	Shim set



T4310-1/2 ROUND OVER



T4320-1/2 FLAT OVOLO

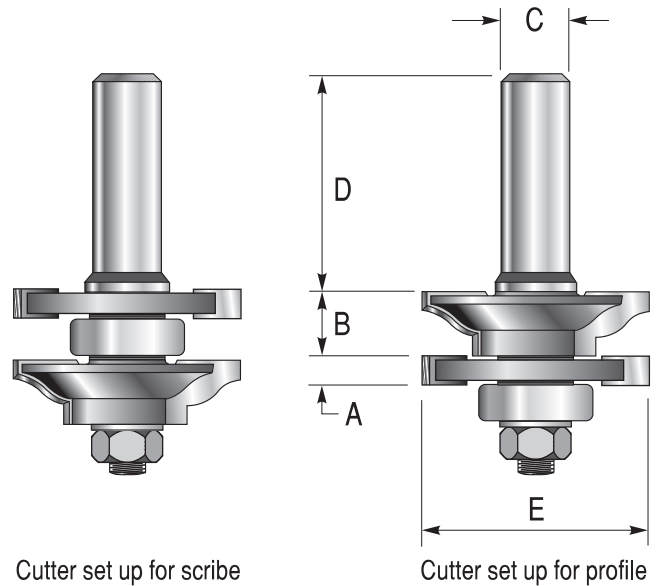
Profiles approximately full size

REVERSIBLE DOOR SETS

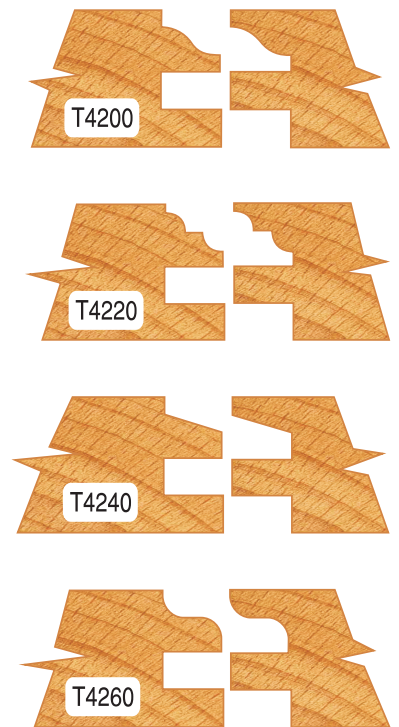
A two flute cutter set to produce moulded and scribed joints. The set is available in 4 different profiles and each set comprises the following four items: arbor, bearing, groover and reversible profile cutter. The components may be arranged on the arbor in two different ways to produce both the profile and scribing cuts. When arranged as a profile cutter it will mould both rails and stiles of door frames and, at the same time, cut a 6mm groove for the panel. When assembled with the alternative arrangement, the cutter will scribe the rail ends to produce an accurate mating joint.

This method of construction produces a long glue line, giving a strong yet rapid method of constructing doors/panelling etc. The timber should be between 18mm and 23mm in thickness. This cutter is suitable for use in machines having a power output of 750 watts or more and is available in 3/8" and 1/2" shank sizes only. Full size drawings of the profiles are available on request.

N.B. These cutters can now also be supplied with 8mm shank arbors. We can supply 8mm collets for the MOF 96E router (part number TA12), which will then allow the cutters to be used in this machine.



Part No.	A	B	C	D	E	F	Profile
T4200 - 8	6.3mm	11mm	8mm	38mm	42mm	9.5mm	Roman Ogee
T4200 3/8	6.3mm	11mm	3/8	38mm	42mm	9.5mm	Roman Ogee
T4200 1/2	6.3mm	11mm	1/2	38mm	42mm	9.5mm	Roman Ogee
T4220 - 8	6.3mm	11mm	8mm	38mm	42mm	9.5mm	Classical
T4220 3/8	6.3mm	11mm	3/8	38mm	42mm	9.5mm	Classical
T4220 1/2	6.3mm	11mm	1/2	38mm	42mm	9.5mm	Classical
T4240 - 8	6.3mm	11mm	8mm	38mm	42mm	9.5mm	Raised
T4240 3/8	6.3mm	11mm	3/8	38mm	42mm	9.5mm	Raised
T4240 1/2	6.3mm	11mm	1/2	38mm	42mm	9.5mm	Raised
T4260 - 8	6.3mm	11mm	8mm	38mm	42mm	9.5mm	Ogee
T4260 3/8	6.3mm	11mm	3/8	38mm	42mm	9.5mm	Ogee
T4260 1/2	6.3mm	11mm	1/2	38mm	42mm	9.5mm	Ogee

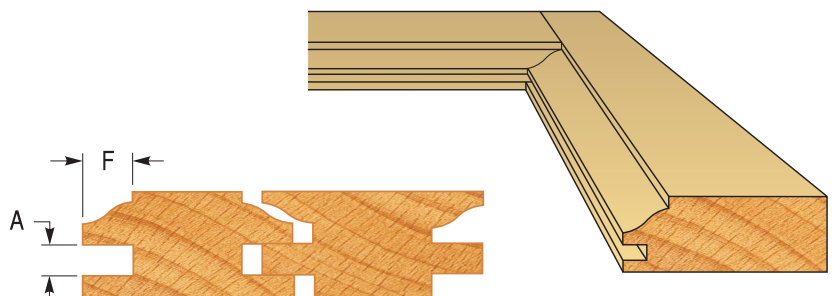


Replacement parts

Part No.	Description
T4200S	Profile cutter for T4200
T4220S	Profile cutter for T4220
T4240S	Profile cutter for T4240
T4260S	Profile cutter for T4260
T4201	Groover 6.3mm (standard)
T4202	Groover 8.0mm
T4203	Groover 10.0mm
T4204	Arbor 3/8 shank
T4205	Arbor 1/2 shank
T4206	Arbor 8mm shank
T4207	Extended arbor 1/2 shank
TB910	Bearing
TS4200	Shim set (copper)
TS4280	Shim set (stainless steel)
TA12	8mm collet for MOF 96

SHANK LENGTH

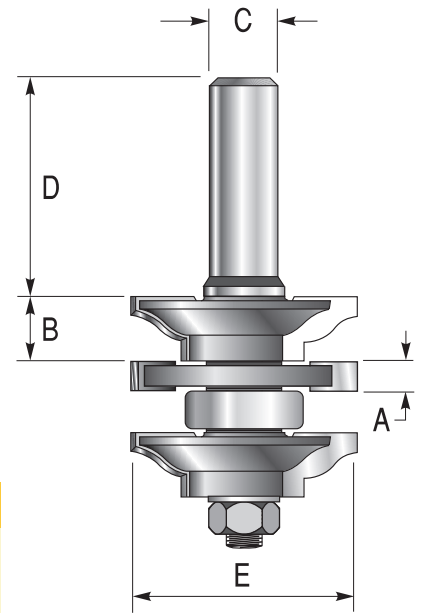
With some combinations of routing machine and table a longer shank length can be necessary. If required an extended arbor can be ordered for this range of cutters increasing the "D" dimension to 58mm. This is only available in 1/2" shank and the part number is T4207.



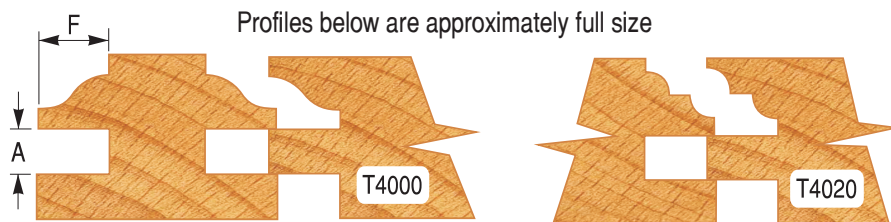
PROFILE & SCRIBE COMBINATION BIT

This two flute cutter set produces moulded and scribed joints similar to the reversible T4200 series. The advantage of this set is that both parts of the joint are cut by simply adjusting the height of the cutter. This removes the problems associated with re-arranging the components on the arbor and the possible loss of shims etc. The set is available in 2 different profiles - Roman Ogee and Classical.

This method of construction produces a long glue line, giving a strong yet rapid method of constructing doors/panelling etc. This cutter is suitable for use in machines having a power output of 750 watts or more and is available in 1/2" shank sizes only. The cutters are suitable for use on timber between 18mm and 23mm in thickness.



Part No.	A	B	C	D	E	F	Profile
T4000 1/2	6.3mm	11mm	1/2	44mm	41mm	9.5mm	Roman Ogee
T4020 1/2	6.3mm	11mm	1/2	44mm	41mm	9.5mm	Classical



These cutters need to be used in a table-mounted or overhead router or similar. The table will need a back fence and mitre slide to locate and hold the rails while they are being scribed. The face of the back fence should be aligned with the guide bearing on the cutter which will ensure the correct depth of cut. The mitre slide should be fitted with a timber face to act as a support to prevent breakout while the rail is being scribed. A backstop or other method of clamping should be arranged to prevent the rail being pushed back during the scribe operation.

Full instructions for use are supplied with the cutter.

Replacement parts

Part No.	Description
T4200S	Profile cutter for T4000
T4220S	Profile cutter for T4020
T4201	Groover 6.3mm
TB910	Bearing
T4359	Extended 1/2" arbor

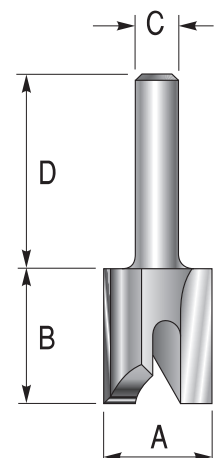
Simple 3-step operation:

- 1 - Scribe rails**
Place rails face up on the router table. Set the height of the cutter to give the required quirk dimension from the face of the rails. Scribe the ends of the rails.
- 2 - Re-align cutter**
Place the scribed rail face down on the router table and raise the cutter until the tongue on the scribe aligns with the groove cutter.
- 3 - Mould profiles**
Profile the rails and stiles with the front face down on the router table.

HINGE MORTISING

A two flute cutter especially suitable for hinge recessing and shallow mortising. This design of bit is ideal for shallow surface cutting when the recess extends from the edge of the timber.

Part No.	A	B	C	D
T310	12.7mm	20mm	1/4	28mm
T311	16.0mm	20mm	1/4	28mm
T312	19.0mm	20mm	1/4	28mm
T312 1/2	19.0mm	20mm	1/2	40mm



FRAME JOINTING SETS

This pair of cutters has been specially designed to enable the rapid and accurate production of frame joints for all types of panel construction. They may be used to produce doors, chests and furniture and, in fact, any form of construction that requires grooves for panels. The frame members may be left square edged and as such are suitable for "Shaker" style furniture. Alternatively they may be relieved with chamfers or beads to produce a more traditional style.

Three groove widths are available, 6, 7 & 8mm, to allow the use of various thickness panel materials. The 7mm size should be suitable for veneered MDF board, however it would be prudent to check the thickness of the board, which varies considerably, before selecting the cutter width. Spare shims are provided with each set to allow the fit of the tongue in the groove to be adjusted. These are large cutters and the tongue cutter in particular will benefit from being run at a reduced speed.

All components are also available as spare parts and alternative width groovers may be purchased to suit different thickness boards. When purchasing an additional groover, a set of shims may also be required to adjust the width of the tongue. Longer arbors are available to suit some router/table combinations (see replacement parts list below). These will increase the "D" dimension to 58mm.

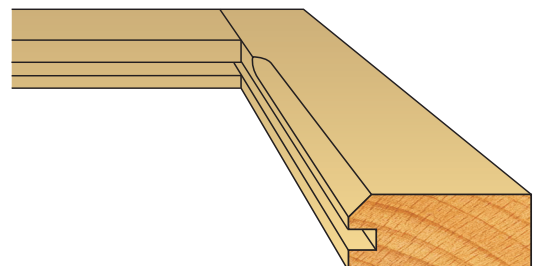
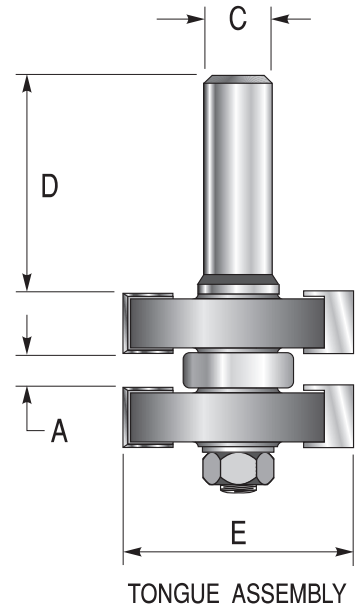
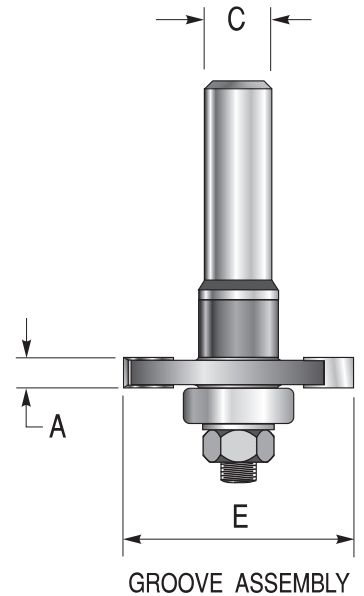
PLEASE NOTE: These cutters are sold as a pair (one tongue assembly and one groove assembly) and are only available in 1/2" shank. The groovers and other parts are not interchangeable with our 1/4" bore diameter groover range.

An adjustable groover is available which may be used with these sets, see page 84.

Part No.	A	B	C	D	E	F(min)	F(max)
T4344 1/2	6mm	12mm	1/2	44mm	46mm	14mm	29mm
T4346 1/2	7mm	12mm	1/2	44mm	46mm	15mm	30mm
T4348 1/2	8mm	12mm	1/2	44mm	46mm	16mm	31mm
T4349 1/2	9mm	12mm	1/2	44mm	46mm	16mm	32mm

Replacement parts

Part No.	Description
T4352	Groover - 6mm
T4351	Groover - 6.35mm
T4353	Groover - 7mm
T4354	Groover - 8mm
T4355	Groover - 9mm
T4356	Tongue cutter
TS4351	Spacer
T4205	Arbor - groover
T4358	Arbor - tongue
TB910	Bearing
TB913	Bearing - reduces "B" dimension to 10mm
TS80	Set of shims
T4207	Arbor long - groover
T4359	Arbor long - tongue



PENCIL ROUND FRAME JOINTING SETS

These cutters based on our Frame Jointing Set have been specially designed to enable the rapid and accurate production of frame joints for all types of panel door construction.

Five groove widths are available, 6, 6.35, 7, 8 & 9mm, to allow the use of various thickness panel materials. The 7mm size should be suitable for veneered MDF board, however it would be prudent to check the thickness of the board, which varies considerably, before selecting the cutter width. Spare shims are provided with each set to allow the fit of the tongue in the groove to be adjusted. These are large cutters and the tongue cutter in particular will benefit from being run at a reduced speed.

All components are also available as spare parts and alternative width groovers may be purchased to suit different thickness boards. The radiused profile and scribe blades may be purchased separately to update our frame jointing sets.

Longer arbors are available to suit some router/table combinations (see replacement parts list below). These will increase the "D" dimension to 58mm.

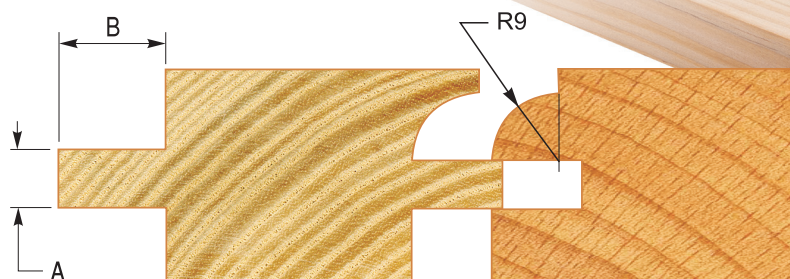



PLEASE NOTE: These cutters are sold as a pair (one profile assembly and one scribe assembly) and are only available in 1/2" shank.

Maximum speed for these cutters is 14,000 rpm.

Part No.	A	B	C	D	E	F(min)	F(max)
T4371 1/2	6mm	12mm	1/2	43mm	46mm	22mm	30mm
T4372 1/2	6.35mm	12mm	1/2	43mm	46mm	23mm	31mm
T4374 1/2	7mm	12mm	1/2	43mm	46mm	23mm	31mm
T4376 1/2	8mm	12mm	1/2	43mm	46mm	24mm	32mm
T4378 1/2	9mm	12mm	1/2	43mm	46mm	25mm	33mm

Replacement parts

Part No.	Description
T4352	Groover - 6mm
T4351	Groover - 6.35mm
T4353	Groover - 7mm
T4354	Groover - 8mm
T4355	Groover - 9mm
T4356	Tongue cutter
T4368	Profile cutter 9mm radius
T4369	Scribe cutter 9mm radius
TS4351	Spacer
T4205	Arbor - groover
T4358	Arbor - tongue
TB910	Bearing
TB913	Bearing - reduces "B" dimension to 10mm
TS80	Set of shims
T4207	Arbor long - groover
T4359	Arbor long - tongue

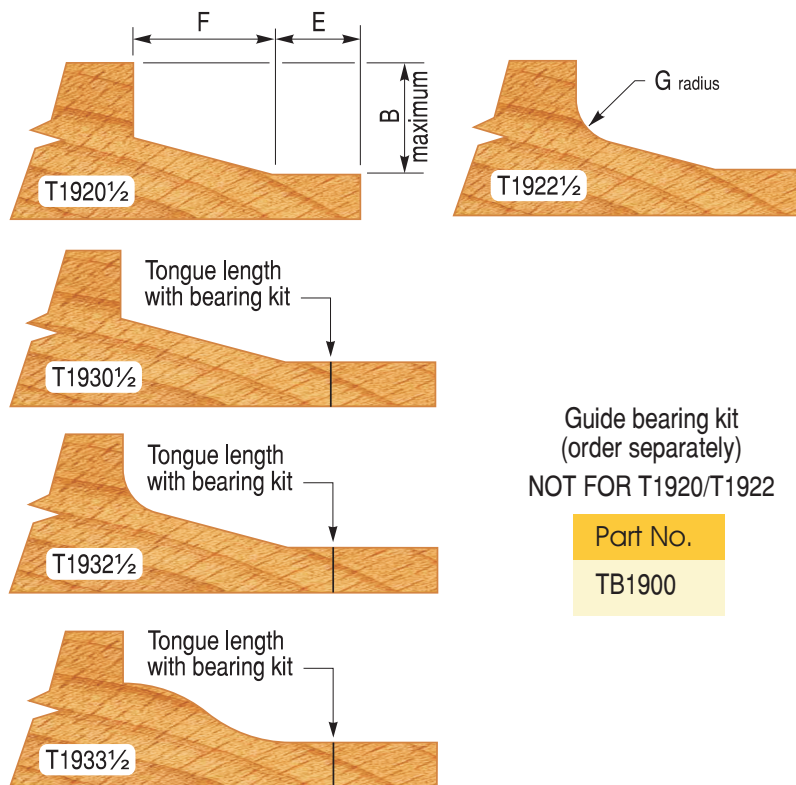


PANEL RAISING

Two wing cutters in 1/2" shank size to produce traditional raised and fielded panels. The T1920½ and T1922½ series produce a maximum cut width of 30.5mm and, if used freehand, must be used either with a roller follower or guide fence. The T1930½, T1932½ & T1933½ series cutters produce a larger panel raise of 42mm. They can be used in stationary machines and may also be used in the larger variable speed portable machines. Please ask for advice if in doubt about the suitability of your machine. Cutter illustrations are 70% full size.

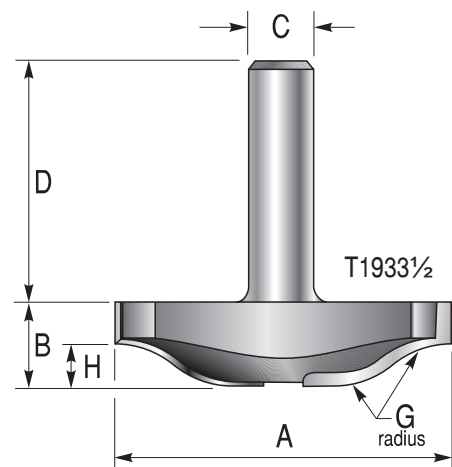
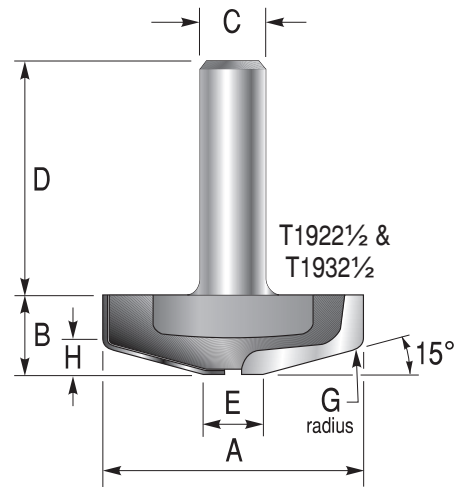
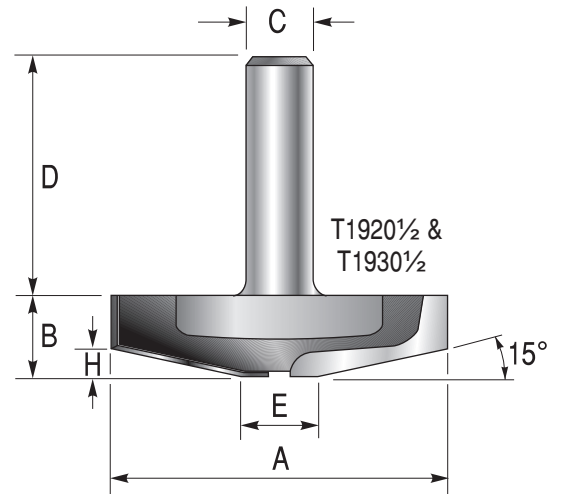
A bearing guide kit is available to fit the larger sized cutters, however this will **NOT** fit on the T1920½ or T1922½ cutters. When used with the bearing, the tongue dimension "E" becomes 6mm. This kit should be ordered separately.

N.B. THE T1930½, T1932½ & T1933½ ARE LARGE DIAMETER CUTTERS – PLEASE ENSURE THEY WILL FIT THROUGH THE BASE OF YOUR MACHINE AND THROUGH THE ROUTER TABLE. MAXIMUM SPEED FOR THESE CUTTERS IS 15,000 rpm.



The full size illustrations above show the profiles produced by the cutters. These are the maximum size that is produced. The quirk height can be reduced as required and if a bearing kit is fitted the tongue dimension E will become 6mm (T1930, T1932 & T1933 only).

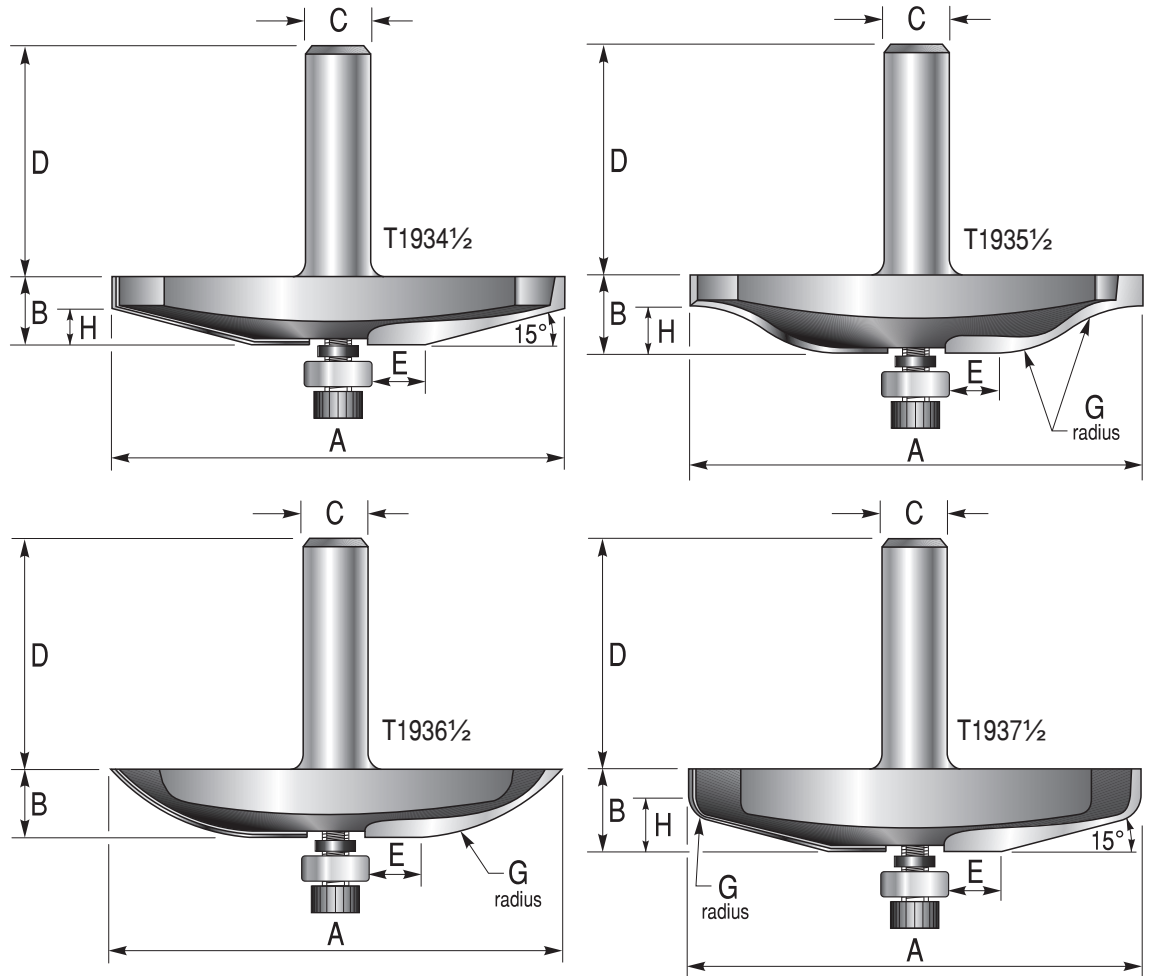
Part No.	A	B	C	D	E	F	G	H
T1920 1/2	49mm	15mm	1/2	45mm	12mm	18.5mm	-	5mm
T1922 1/2	49mm	15mm	1/2	45mm	12mm	18.5mm	6mm	8.5mm
T1930 1/2	64mm	15mm	1/2	45mm	20mm	22.0mm	-	6mm
T1932 1/2	64mm	15mm	1/2	45mm	20mm	22.0mm	8mm	10.5mm
T1933 1/2	64mm	15mm	1/2	45mm	20mm	22.0mm	18mm	7.5mm





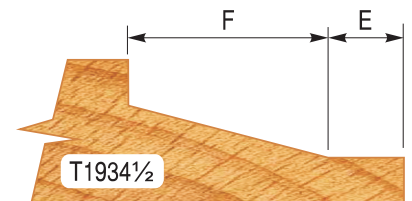
PANEL RAISING

A range of large diameter two wing cutters in 1/2" shank to produce raised panels. The cutters are supplied with guide bearings which may be removed to increase the tongue length (dimension "E"). Cutter illustrations are 70% full size.

N.B. THESE ARE LARGE DIAMETER CUTTERS FOR USE IN FIXED HEAD MACHINES ONLY AND AT 12,000 rpm MAXIMUM SPEED. THEY ARE NOT SUITABLE FOR USE IN PORTABLE ROUTERS.



Part No.	A	B	C	D	E	F	G	H
T1934 1/2	86mm	13mm	1/2	45mm	10mm	26.5mm	-	7mm
T1935 1/2	86mm	15mm	1/2	45mm	10mm	26.5mm	24mm	9mm
T1936 1/2	86mm	13mm	1/2	45mm	10mm	26.5mm	40mm	-
T1937 1/2	86mm	16mm	1/2	45mm	10mm	26.5mm	5mm	10mm



Profiles above are shown full size

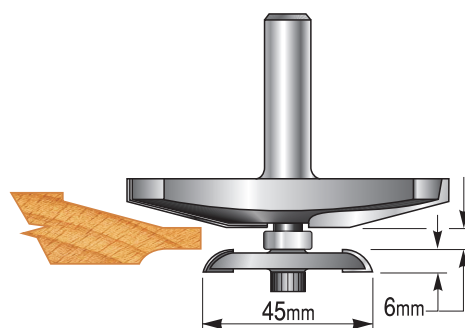
Replacement parts

Part No.	Description
TB411	Bearing
TS704	Spacer

BACK CUTTER KIT

A cutter and fitting kit to convert the above panel raising cutters to rebate the back of thicker panels at the same time as cutting the raise. A tongue thickness of 6mm is produced when using this cutter.

Part No.	Description
T1960	Back cutter kit

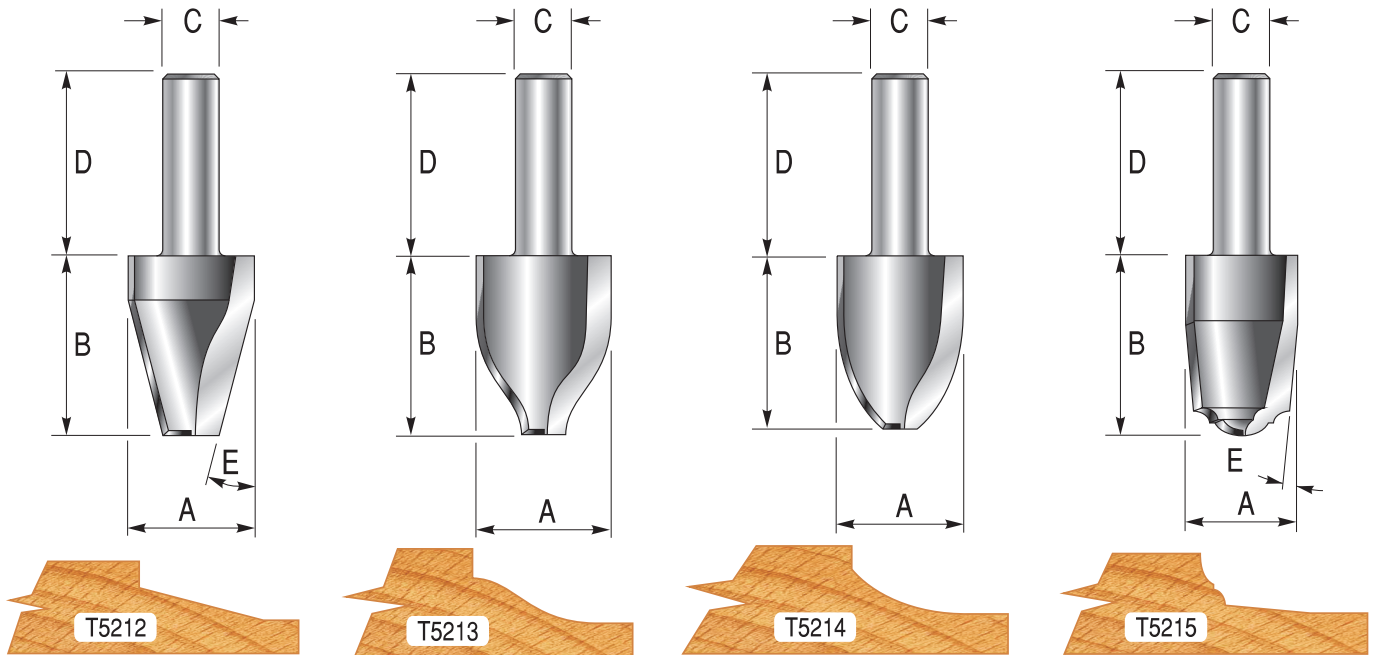


VERTICAL PROFILE

A range of two flute cutters for vertical profiling. May be used to produce raised panels as well as for skirtings, architraves, decorative mouldings etc. The relatively small diameter of these cutters enables them to overcome some of the problems that occur with the standard design panel raising cutters. Available in 8mm and 1/2" shank sizes only.

N.B. This type of cutter is not suitable for producing panels with curved edges (i.e. arched top panels).

Part No.	A	B	C	D	E°
T5212 - 8	28mm	38mm	8mm	32mm	15°
T5212 1/2	28mm	38mm	1/2	38mm	15°
T5213 - 8	30mm	38mm	8mm	38mm	-
T5213 1/2	30mm	38mm	1/2	40mm	-
T5214 - 8	28mm	38mm	8mm	32mm	-
T5214 1/2	28mm	38mm	1/2	40mm	-
T5215 - 8	25mm	40mm	8mm	32mm	5°
T5215 1/2	25mm	40mm	1/2	38mm	5°

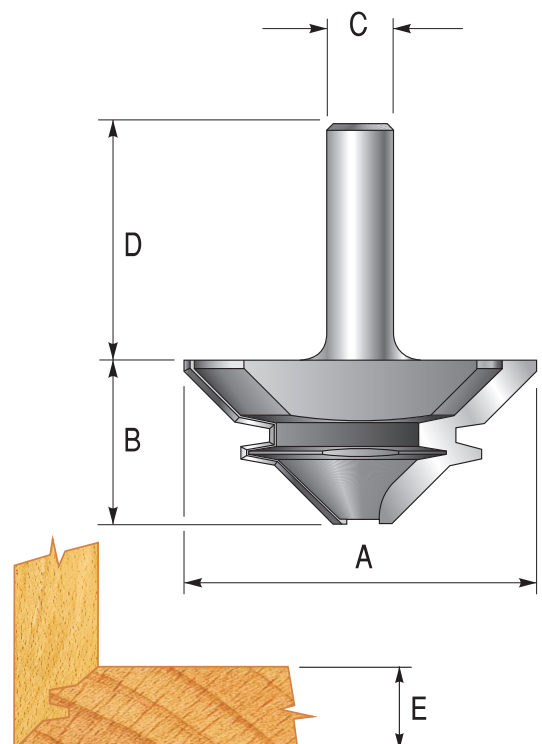


LOCK MITRE JOINTER

These two flute cutters offer a method of mitre jointing timber with a double tongue arrangement. This locks the joint against movement and provides a long glue line for maximum joint strength. Each cutter is suitable for use with timber in the thickness range indicated in the table below. A router table with fence should be used, and the accuracy of the joint is improved if the fence has a timber face, which should be as tall as practically possible. This helps keep the timber upright whilst the cut is being made. To produce a 90 degree joint, one piece should be machined horizontally on the table, whilst the other is machined vertically against the fence.

NB: T5596 1/2 and T5598 1/2 are large cutters. Please ensure they are suitable for your machine. These large cutters should only be used in a fixed machine and at 10,000 rpm **maximum**.

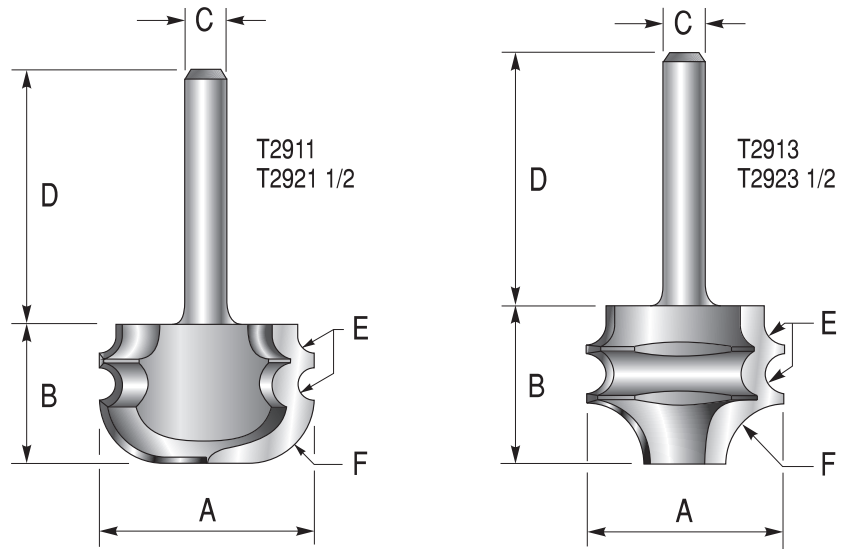
Part No.	A	B	C	D	E	
					min	max
T5594 1/2	45mm	20mm	1/2	40mm	12mm	19mm
T5596 1/2	70mm	30mm	1/2	44mm	16mm	26mm
T5598 1/2	89mm	40mm	1/2	50mm	20mm	36mm



MULTI PROFILE SETS


Two types of two flute multi profile cutters, available in either 1/4" or 1/2" shank sizes. The cutters may be used either singly or in pairs to produce a wide range of mouldings and profiles.

These versatile cutters will find many uses in producing special and original mouldings. In order to produce many of the more intricate mouldings it will be necessary to make several passes with either one or both of the cutters. For this type of operation the cutters are best used with the router mounted in a table and using a guide fence.



Part No.	A	B	C	D	E	F
T2911	31.8mm	21.0mm	1/4	40mm	2.5mm	9.5mm
T2921 1/2	31.8mm	21.0mm	1/2	40mm	2.5mm	9.5mm
T2913	32.0mm	25.0mm	1/4	40mm	3.2mm	9.5mm
T2923 1/2	32.0mm	25.0mm	1/2	40mm	3.2mm	9.5mm
T2910	Pair of cutters (T2911 & T2913)					
T2920 1/2	Pair of cutters (T2921½ & T2923½)					

Illustrated below are some of the many types of profile that may be produced using these cutter sets. Some profiles may require several passes to achieve.



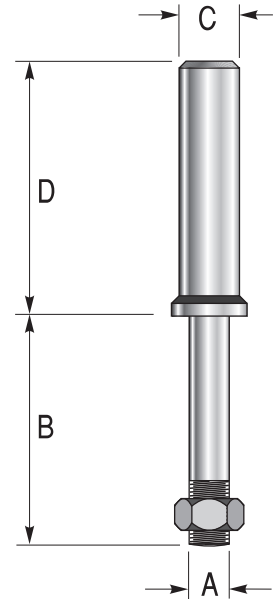
ARBORS

A range of arbors to suit various 1/4" bore arbor mounting cutters including the groovers below. They are available in 1/4", 3/8", 1/2" and 8mm shank sizes. More than one cutter may be mounted on the arbor to produce the cutting width required. It is not advisable to use more than 2 cutters on the 1/4" shank versions. **N.B.** THE ARBOR IS SUPPLIED COMPLETE WITH A SET OF SPACERS.

Part No.	A	B	C	D
T3010	1/4	26mm	1/4	30mm
T3010 - 8	1/4	26mm	8mm	36mm
T3010 3/8	1/4	26mm	3/8	36mm
T3010 1/2	1/4	26mm	1/2	36mm
T3020	1/4	36mm	1/4	32mm
T3020 - 8	1/4	36mm	8mm	40mm
T3020 3/8	1/4	36mm	3/8	40mm
T3020 1/2	1/4	36mm	1/2	40mm
T3024 1/2	1/4	42mm	1/2	40mm
T3030 1/2	1/4	22mm	1/2	85mm

Replacement parts

Part No.	Description
TS900	set of spacers



GROOVERS

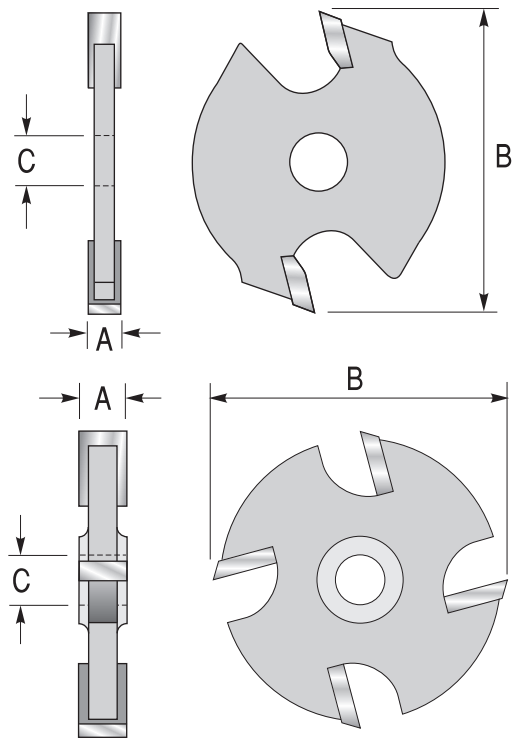
Grooving cutters for arbor mounting. All have 1/4" bore, and sizes up to 3.0mm have two wings, whilst above this size they are four wing. These cutters give a fast cutting rate and fine surface finish. They may be used with guide bearings, selected from the table below, to control the depth of cut. They may also be used without bearings in conjunction with a router fence. Uses include grooving, trimming, rabbeting etc. A groove in conjunction with a false tongue provides a rapid and strong method of joining boards etc.

The six wing groover (T5380) is particularly suitable for use in the production of decorative boxes, where this cutter in conjunction with the long arbor T3030 1/2 may be used to separate the lid from the box with minimal figure loss.

Part No.	A	B	C	Tips
T5415	1.5mm	40mm	1/4	2
T5420	2.0mm	40mm	1/4	2
T5425	2.5mm	40mm	1/4	2
T5430	3.0mm	40mm	1/4	2
T5432	3.2mm	40mm	1/4	4
T5440	4.0mm	40mm	1/4	4
T5442	4.0mm	40mm	1/4	2
T5450	5.0mm	40mm	1/4	4
T5460	6.0mm	40mm	1/4	4
T5464	6.4mm	40mm	1/4	4
T5480	8.0mm	40mm	1/4	4
T5495	9.5mm	40mm	1/4	4
T5410	10.0mm	40mm	1/4	4
T5380	1.5mm	60mm	1/4	6

N.B.

These groovers will need an arbor to mount them on, as they are not supplied with an arbor. Any arbor which suits 1/4" bore cutters will be satisfactory.



OPTIONAL BEARINGS

Bearing	D (groove depth)	
	40mm cutters	60mm cutter
TB1022	4.0mm	14.0mm
TB900	5.0mm	15.0mm
TB895	6.0mm	16.0mm
TB890	7.0mm	17.0mm
TB880	8.0mm	18.0mm
TB870	9.0mm	19.0mm
TB760	10.0mm	20.0mm
TB748	10.5mm	20.5mm
TB625	12.0mm	22.0mm
TB504	13.6mm	23.6mm



GROOVERS/SLOTTERS – 8mm BORE

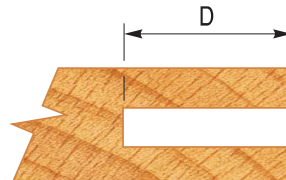
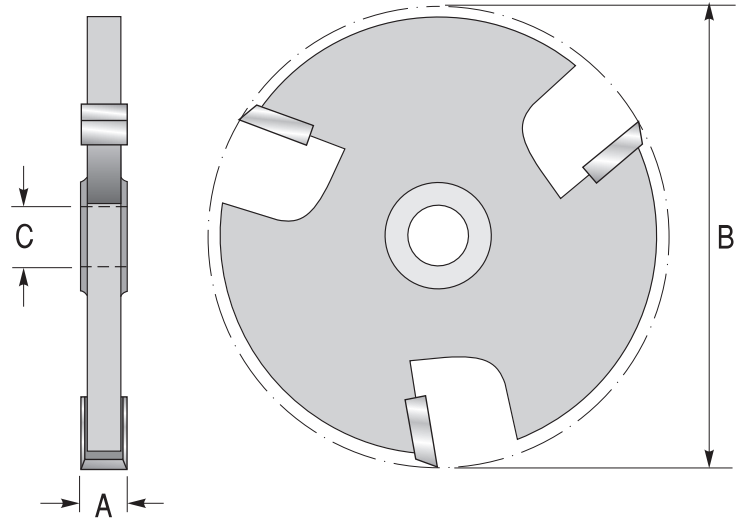
A range of three wing heavy duty slotting cutters for mounting on 8mm arbors. The large diameter cutters offer the ability to cut grooves up to 22.5mm deep when used with a router fence. They may be used with guide bearings, selected from the table below, to control the depth of cut. These cutters give a fast cutting rate and fine surface finish. Uses include grooving, trimming, rabbeting etc.

Recommended speed for these cutters is 16,000 rpm.

N.B. These groovers will need an arbor to mount them on, as they are not supplied with an arbor. Any arbor which suits 8mm bore cutters will be satisfactory.

Part No.	A	B	C
T5610	2.0mm	60mm	8mm
T5611	2.8mm	60mm	8mm
T5612	3.0mm	60mm	8mm
T5614	4.0mm	60mm	8mm
T5616	5.0mm	60mm	8mm
T5618	6.0mm	60mm	8mm
T5619	6.35mm	60mm	8mm
T5622	8.0mm	60mm	8mm
T5626	10.0mm	60mm	8mm
T5629	12.0mm	60mm	8mm
T5630	12.7mm	60mm	8mm

NEW



OPTIONAL BEARINGS

Bearing	D (groove depth)
TB917	15.0mm
TB915	16.0mm
TB913	17.0mm
TB912	18.0mm
TB910	19.0mm
TB908	20.5mm
TB655	22.0mm

ARBORS FOR 8mm BORE CUTTERS

A range of arbors to suit the 8mm bore arbor mounting slotters above. They are available in 8mm, 3/8" and 1/2" shank sizes. More than one cutter may be mounted on the arbor to produce the cutting width required. It is not advisable to use more than one cutter on the 8mm shank arbor.

The arbor is supplied with spacers but additional spacers and shim sets are also available.

N.B. THE ARBOR IS SUPPLIED COMPLETE WITH A SET OF SPACERS.

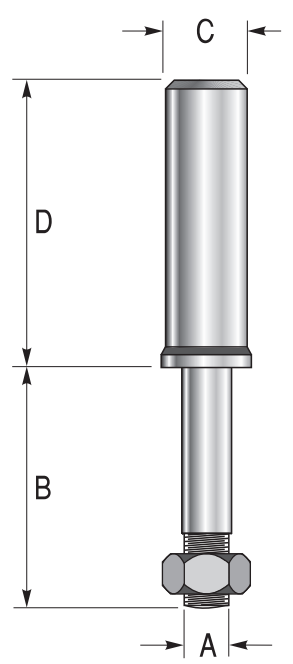
Part No.	A	B	C	D
T3041 – 8	8mm	38mm	8mm	45mm
T3042 3/8	8mm	38mm	3/8	45mm
T3043 1/2	8mm	38mm	1/2	45mm

Replacement parts

Part No.	Description
TS5600	set of spacers

Optional parts (order separately)

Part No.	Description
TS80	set of shims



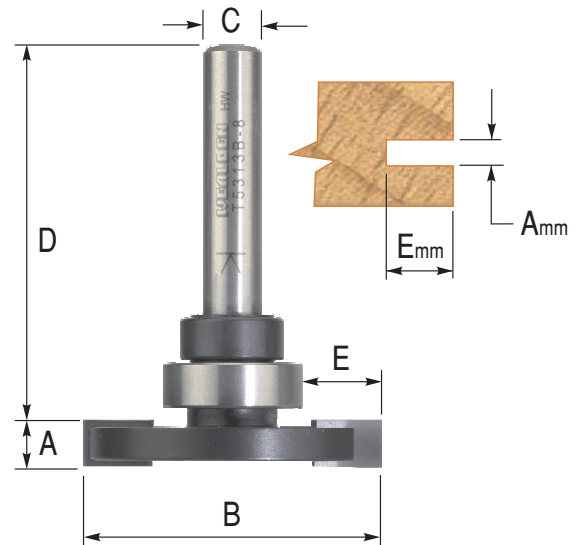
FLUSH GROOVER

Grooving cutters with shank-mounted bearings and a flush bottom. Since the cutter does not have a bearing or nut below the cutting edge, it is possible to cut down into rebates and above a sub-base etc. This is especially useful for working on flooring in situ where a joint or false tongue is required. The cutter is supplied with a bearing for a 10.5mm deep groove. Additional alternative bearings may be purchased.

The 6.35mm groover is suitable for false tongue work using 6mm ply as the tongue.


N.B. These cutters are only available in 8mm shank.

Part No.	A	B	C	D	E
T5310B-8	4.00mm	40mm	8mm	50mm	10.5mm
T5313B-8	6.35mm	40mm	8mm	50mm	10.5mm
T5315B-8	8.99mm	40mm	8mm	50mm	10.5mm



OPTIONAL BEARINGS

Bearing	E (groove depth)
TB917	8.0mm
TB915	9.0mm
TB913	10.0mm
TB912	11.0mm
TB910	12.0mm


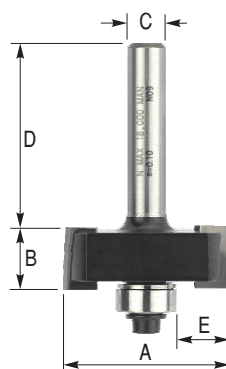


TRI-PLY GROOVER

A two flute bearing guided TC tipped cutter to groove out the core of TriPly boards.

It is supplied with 3 bearings giving groove depths of 8mm, 9.5mm and 11mm.

N.B. These cutters are only available in 8mm shank.



Part No.	A	B	C	D	E
T1731B-8	35mm	13mm	8mm	38mm	8mm-9.5mm-11mm

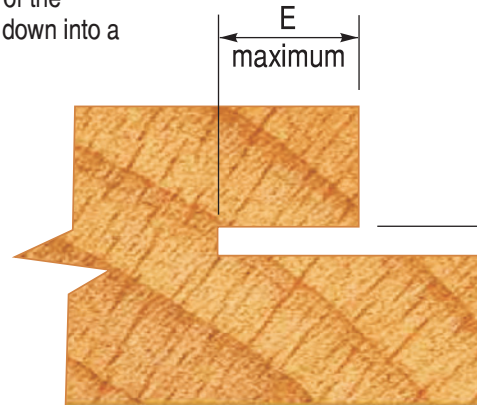


THREADED FLUSH GROOVERS – M12

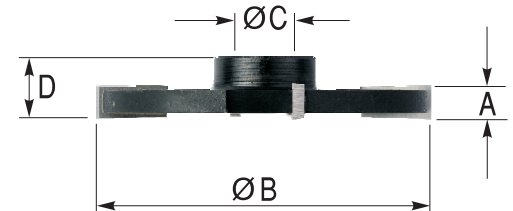
These groovers, when used with the accompanying arbors, will enable the machining of horizontal grooves with hand routers. The design of the cutters enables grooves to be cut right down into a rebate etc.

Groovers and arbors are sold separately. You will need to select a groover plus an arbor, if you don't already have one.

The groovers may also be used with guide bearings selected from the table below and the correct arbor should be selected depending whether a bearing is to be fitted.




Part No.	A	B	C	D	E
NA1584020	2mm	60mm	M12	10mm	20mm
NA1584040	4mm	60mm	M12	10mm	20mm
NA1584060	6mm	60mm	M12	10mm	20mm
NA1584100	10mm	60mm	M12	10mm	20mm



ARBORS FOR M12 THREADED GROOVERS

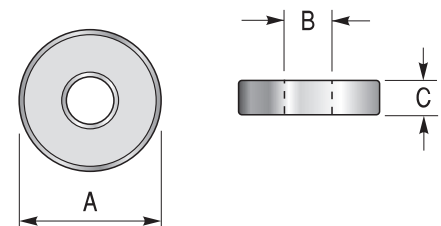
Arbors for the above groovers with M12 threads. Available in two thread lengths, the shorter is used when a guide bearing is not required and the longer when a bearing is fitted. Fit the spacers supplied to ensure the **maximum thread length in the groover** without protruding from the end of the cutter.

Part No.	A	B	C	Description
T3062 1/2	12mm	84mm	1/2"	Use without bearings
T3065 1/2	16mm	88mm	1/2"	Use with bearings



BEARINGS FOR M12 THREADED GROOVERS

Part No.	A	B	C	E groove depth
TB940	21mm	12mm	5mm	19.5mm
TB960	24mm	12mm	7mm	18mm
TB970	26mm	12mm	5mm	17mm
TB980	28mm	12mm	8mm	16mm
TB990	30mm	12mm	7mm	15mm
TB1021	32mm	12mm	10mm	14mm



ADJUSTABLE GROOVER

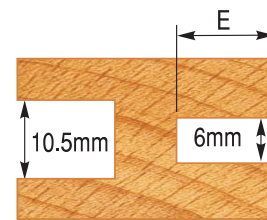
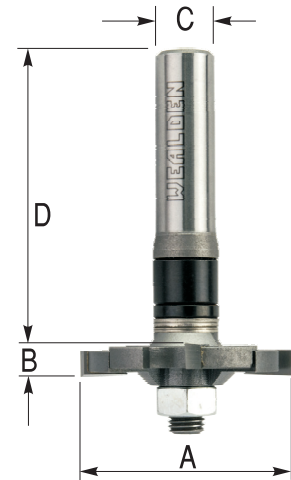
This tungsten carbide tipped shim adjustable grooving cutter will cut grooves from 6mm to 10.5mm wide with a maximum cut depth of 13mm.

The cutter may be used in place of the groover on the frame jointing sets (page 74), thus allowing for infill panel thickness between 6mm and 10.5mm.

If used with the frame jointing sets only the cutters plus shims are required, as the arbor from the set may be used. It is also available as a complete assembly including an arbor.

OPTIONAL BEARINGS

Bearing	E (groove depth)
TB917	8.0mm
TB915	9.0mm
TB913	10.0mm
TB912	11.0mm
TB910	12.0mm

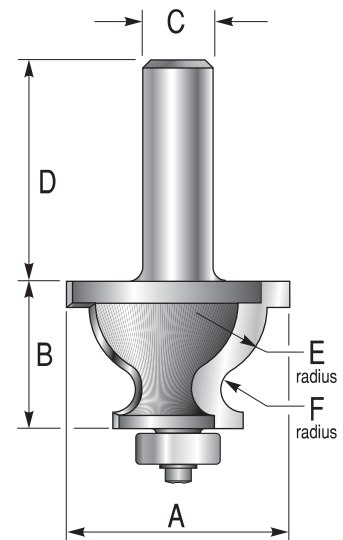


Part No.	A	B	C	D	Description
T4363	46mm	6-10.5mm	-	-	cutters + shims
T4365 - 8	46mm	6-10.5mm	8mm	65mm	complete assembly
T4366 3/8	46mm	6-10.5mm	3/8	65mm	complete assembly
T4367 1/2	46mm	6-10.5mm	1/2	65mm	complete assembly

BULLNOSE MOULD

A two flute bearing guided cutter suitable for edge moulding table and dresser tops etc. The profile may be used with or without the top and bottom quirk and is suitable for timber thickness up to 16mm without quirks or 26mm with quirks.

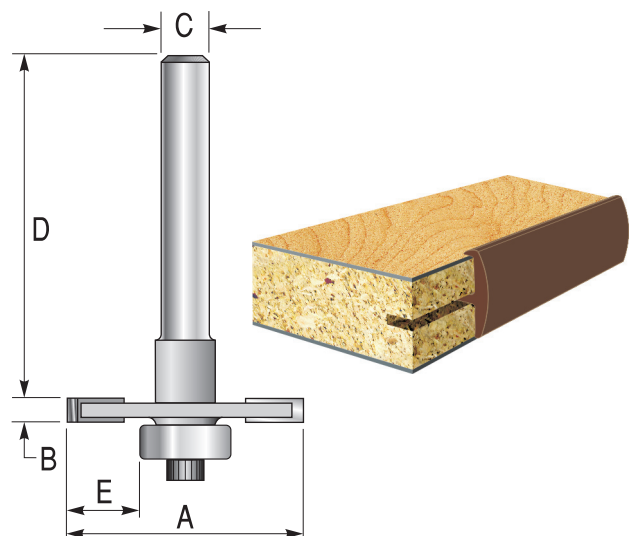
Part No.	A	B	C	D	E	F
T2660B 1/2	40mm	26mm	1/2	40mm	13mm	4mm



KNOCK-ON EDGING GROOVER

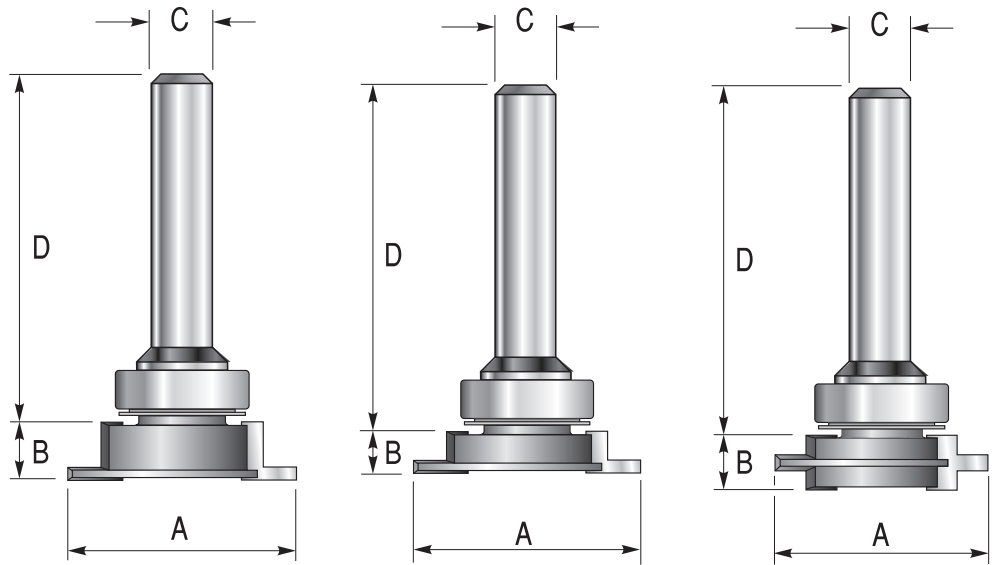
A low cost 2 flute grooving cutter to produce a 2mm slot in carcass board to accept standard knock-on T trim.

Part No.	A	B	C	D	E
T5402	26mm	2mm	1/4"	50mm	7mm
T5403	28mm	2mm	1/4"	50mm	9mm
T5407	30mm	3mm	1/4"	50mm	10mm



DOOR & WINDOW SEAL GROOVERS

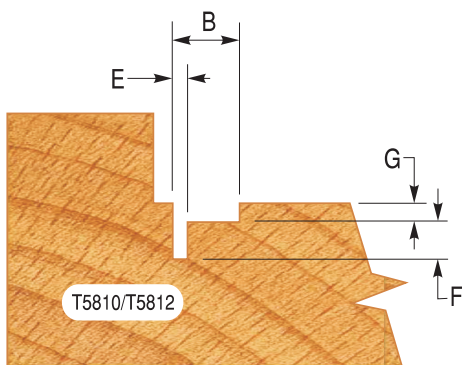
A range of cutters for grooving doors and frames to accept door seals, window seals and smoke seal strips. All cutters are bearing guided and fitted with dust shields. The design of the cutter allows the groove to be positioned against the bottom of the rebate if required. They are available in 8mm, 3/8" and 1/2" shank sizes only. The cutters will be supplied with TB980 bearing as standard, giving a rebate depth "G" of 3mm. Alternative bearings may be selected from the list below to vary the rebate. All components are available as spare parts.



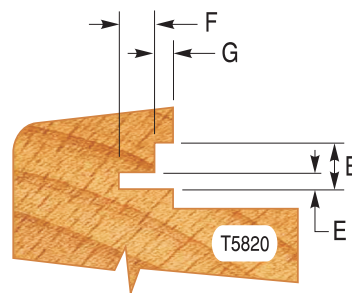
T5810/T5812 DOOR SEAL

T5820 WINDOW SEAL

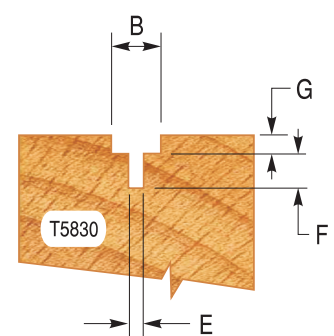
T5830 SMOKE SEAL



T5810/T5812



T5820



T5830

The T5810 door seal cutter is suitable for the Aquamac 21 seal and the T5820 suits the Aquamac 63 window seal. The T5812 door seal has a smaller recess (dimension 'B') for the seal and suits Slotseal and Exitex seals.

OPTIONAL BEARINGS

Bearing	G
TB990	2.0mm
TB980	3.0mm (supplied)
TB970	4.0mm
TB960	5.0mm
TB940	6.5mm

Part No.	A	B	C	D	E	F
T5810 - 8	46mm	12.0mm	8mm	58mm	2.80mm	6.0mm
T5810 3/8	46mm	12.0mm	3/8	58mm	2.80mm	6.0mm
T5810 1/2	46mm	12.0mm	1/2	82mm	2.80mm	6.0mm
T5812 - 8	46mm	10.8mm	8mm	58mm	2.80mm	6.0mm
T5812 3/8	46mm	10.8mm	3/8	58mm	2.80mm	6.0mm
T5812 1/2	46mm	10.8mm	1/2	82mm	2.80mm	6.0mm
T5820 - 8	46mm	7.5mm	8mm	58mm	2.70mm	6.0mm
T5820 3/8	46mm	7.5mm	3/8	58mm	2.70mm	6.0mm
T5820 1/2	46mm	7.5mm	1/2	82mm	2.70mm	6.0mm
T5830 - 8	45mm	8.0mm	8mm	58mm	2.75mm	5.5mm
T5830 3/8	45mm	8.0mm	3/8	58mm	2.75mm	5.5mm
T5830 1/2	45mm	8.0mm	1/2	82mm	2.75mm	5.5mm

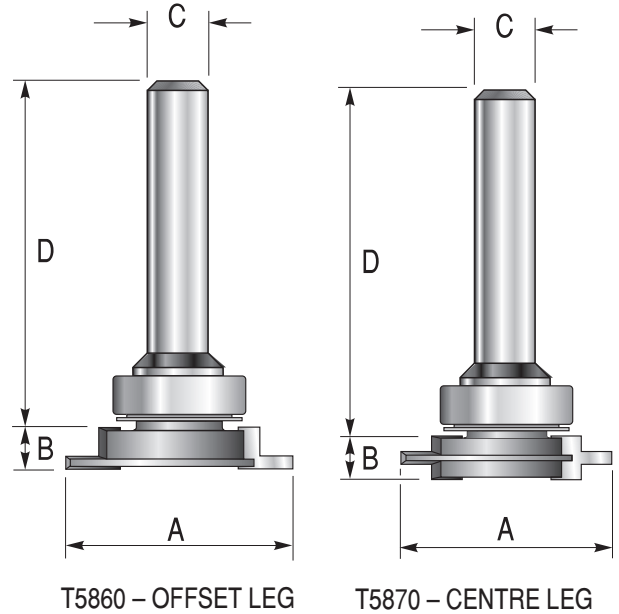
Replacement parts

Part No.	Description
T5815	cutter for T5810
T5817	cutter for T5812
T5825	cutter for T5820
T5835	cutter for T5830
T3050 - 8	Arbor 8mm short
T3050 3/8	Arbor 3/8" short
T3050 1/2	Arbor 1/2" short
T3052 - 8	Arbor 8mm long
T3052 3/8	Arbor 3/8" long
T3052 1/2	Arbor 1/2" long
TS5800	Dust shield

PILE CARRIER CUTTER

Two flute bearing guided cutters for grooving to suit slide pile carriers from Exitex. All cutters are bearing guided and fitted with dust shields. The design of the cutter allows the groove to be positioned against the bottom of the rebate if required. They are available in 8mm, 3/8" and 1/2" shank sizes only. The cutters will be supplied with TB980 bearing as standard, giving a rebate depth "G" of 3mm. Alternative bearings may be selected from the list below to vary the rebate. All components are available as spare parts.

Part No.	A	B	C	D	E	F
T5860 – 8	46mm	7mm	8mm	58mm	2.0mm	6mm
T5860 3/8	46mm	7mm	3/8	58mm	2.0mm	6mm
T5860 1/2	46mm	7mm	1/2	82mm	2.0mm	6mm
T5870 – 8	46mm	7mm	8mm	58mm	2.0mm	6mm
T5870 3/8	46mm	7mm	3/8	58mm	2.0mm	6mm
T5870 1/2	46mm	7mm	1/2	82mm	2.0mm	6mm

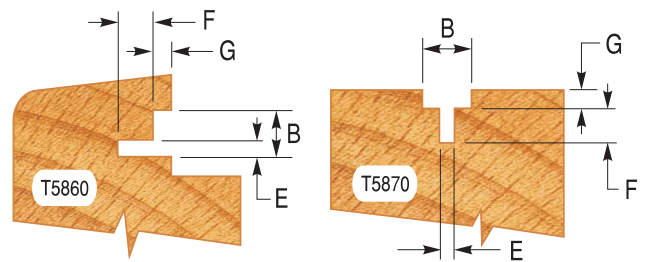


OPTIONAL BEARINGS

Bearing	G
TB990	2.0mm
TB980	3.0mm (supplied)
TB970	4.0mm
TB960	5.0mm
TB940	6.5mm

Replacement parts

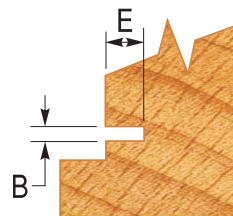
Part No.	Description
T5865	cutter for T5860
T5875	cutter for T5870
T3050 – 8	Arbor 8mm short
T3050 3/8	Arbor 3/8" short
T3050 1/2	Arbor 1/2" short
TS5800	Dust shield



WEATHERSEAL GROOVER – COMPACT

A range of low cost two wing groover assemblies ideally suited to cutting weatherseal slots. These cutters have a small overall diameter making them suitable for use in small hand routers. Their light weight means they can readily be used for in-situ grooving, and cuts into internal corners leave a minimum radius to be cleaned out by hand. The design of the cutter allows the groove to be positioned against the bottom of the rebate if required. The cutters will be supplied with TB910 bearing as standard, giving a groove depth "E" of 6mm. The groove depth may be varied by selecting alternative bearings from the list.

Part No.	A	B	C	D
T5883	34mm	2.0mm	1/4	45mm
T5884 – 8	34mm	2.0mm	8mm	50mm
T5885	34mm	2.5mm	1/4	45mm
T5886 – 8	34mm	2.5mm	8mm	50mm
T5887	34mm	3.0mm	1/4	45mm
T5888 – 8	34mm	3.0mm	8mm	50mm

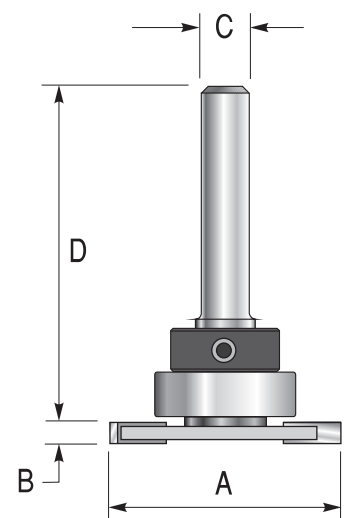


OPTIONAL BEARINGS

Bearing	E
TB912	5.0mm
TB910	6.0mm (supplied)
TB908	7.5mm
TB655	9.0mm

Replacement parts

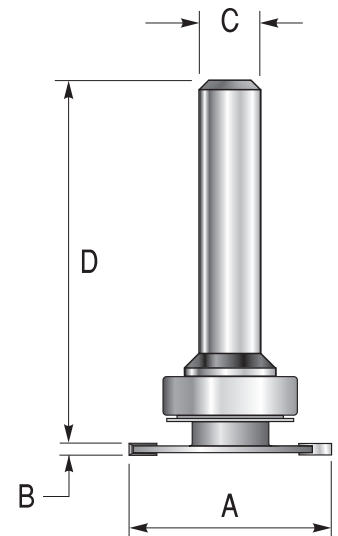
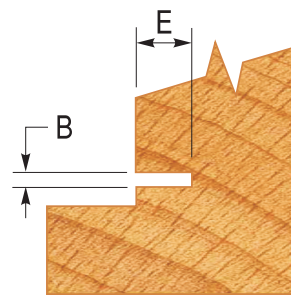
Part No.	Description
TC6800	Locking collar



WEATHERSEAL GROOVER

A cutter to produce a 2.8mm wide groove that will suit many types of sealing strip which require a 3mm nominal groove. The design of the cutter allows the groove to be cut flush with the bottom of the rebate. The cutter is supplied with a bearing to set "E", the depth of cut, to 6mm. Other bearings may be selected from the table below to vary this depth.

Part No.	A	B	C	D
T5850 - 8	40mm	2.8mm	8mm	58mm
T5850 3/8	40mm	2.8mm	3/8	58mm
T5850 1/2	40mm	2.8mm	1/2	82mm



Replacement parts

Part No.	Description
T5856	Groover 2.8mm
T3050 - 8	Arbor 8mm shank
T3050 3/8	Arbor 3/8" shank
T3050 1/2	Arbor 1/2" shank
TB980	Standard bearing
TS5800	Dust shield

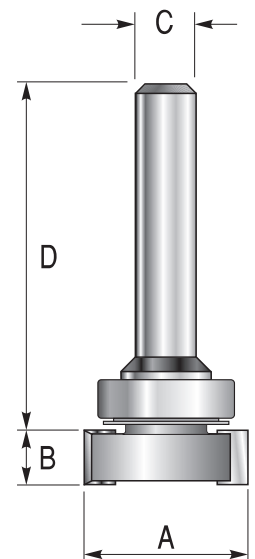
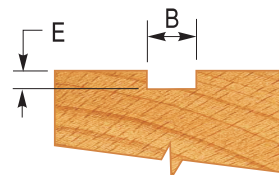
OPTIONAL BEARINGS

Bearing	E
TB1021	4.0mm
TB990	5.0mm
TB980	6.0mm (supplied)
TB970	7.0mm
TB960	8.0mm
TB940	9.5mm

INTUMESCENT STRIP GROOVER

This two flute bearing guided cutter is designed for producing grooves for fitting intumescent strip. The depth of the groove may be varied by fitting alternative bearings. The cutter will be supplied with TB980 unless specified otherwise.

Part No.	A	B	C	D
T5840 - 8	36mm	10.0mm	8mm	58mm
T5840 3/8	36mm	10.0mm	3/8	58mm
T5840 1/2	36mm	10.0mm	1/2	82mm
T5841 - 8	36mm	15.0mm	8mm	58mm
T5841 3/8	36mm	15.0mm	3/8	58mm
T5841 1/2	36mm	15.0mm	1/2	82mm
T5842 - 8	36mm	20.0mm	8mm	58mm
T5842 3/8	36mm	20.0mm	3/8	58mm
T5842 1/2	36mm	20.0mm	1/2	82mm



Replacement parts

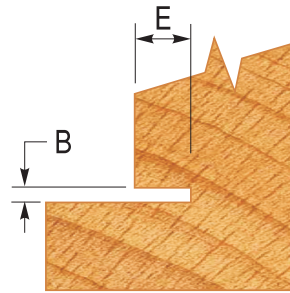
OPTIONAL BEARINGS

Bearing	E
TB1021	2.0mm
TB990	3.0mm
TB980	4.0mm (supplied)
TB970	5.0mm
TB960	6.0mm
TB940	7.5mm

Part No.	Description
T5845	Groover 10mm
T5846	Groover 15mm
T5847	Groover 20mm
T3052 - 8	Arbor 8mm shank
T3052 3/8	Arbor 3/8" shank
T3052 1/2	Arbor 1/2" shank
TB980	Standard bearing
TS5800	Dust shield

WEATHERSEAL GROOVER

A cutter to produce a 3.0mm wide groove that will suit many types of sealing strip including Reddiseal and Aquamac 124. The design of the cutter allows the groove to be cut flush with the bottom of the rebate. The cutter is supplied with a bearing to set "E", the depth of cut, to 6.5mm. Other bearings may be selected from the table below to vary this depth.



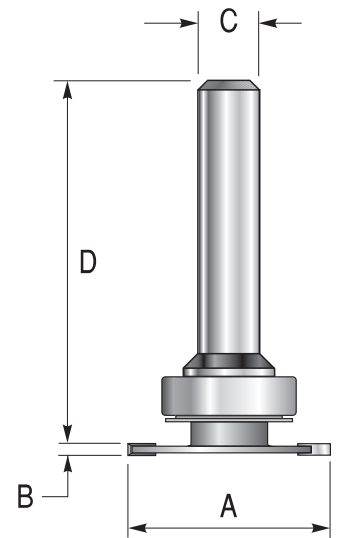
Part No.	A	B	C	D
T5851 - 8	37mm	3.0mm	8mm	58mm
T5851 3/8	37mm	3.0mm	3/8	58mm
T5851 1/2	37mm	3.0mm	1/2	82mm

Replacement parts

Part No.	Description
T5857	Groover 3.0mm
T3048 - 8	Arbor 8mm shank
T3048 3/8	Arbor 3/8" shank
T3048 1/2	Arbor 1/2" shank
TB960	Standard bearing
TS5790	Dust shield

OPTIONAL BEARINGS

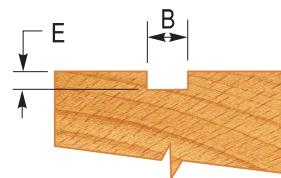
Bearing	E
TB990	3.5mm
TB970	5.5mm
TB960	6.5mm (supplied)
TB940	8.0mm



PILE CARRIER SELF ADHESIVE

This two flute bearing guided cutter is designed for producing grooves for fitting self adhesive PVC pile carrier. The depth of the groove may be varied by fitting alternative bearings. The cutter will be supplied with TB980 unless specified otherwise.

Part No.	A	B	C	D
T5880 - 8	34mm	7.0mm	8mm	58mm
T5880 3/8	34mm	7.0mm	3/8	58mm
T5880 1/2	34mm	7.0mm	1/2	82mm
T5892 - 8	34mm	8.0mm	8mm	58mm
T5892 3/8	34mm	8.0mm	3/8	58mm
T5892 1/2	34mm	8.0mm	1/2	82mm

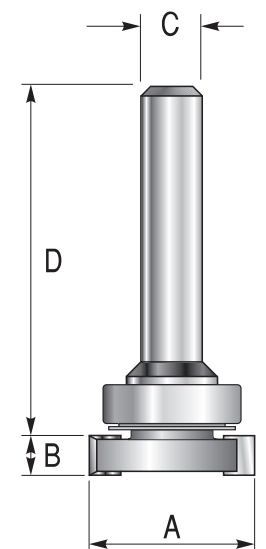


OPTIONAL BEARINGS

Bearing	E
TB990	2.0mm
TB980	3.0mm (supplied)
TB970	4.0mm
TB960	5.0mm
TB940	6.5mm

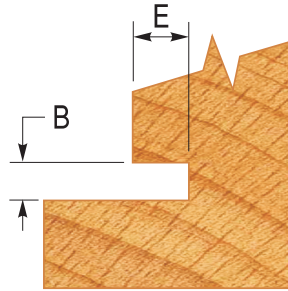
Replacement parts

Part No.	Description
T5881	Groover 7mm
T5891	Groover 8mm
T3052 - 8	Arbor 8mm shank
T3052 3/8	Arbor 3/8" shank
T3052 1/2	Arbor 1/2" shank
TB980	Standard bearing
TS5800	Dust shield



WEATHERSEAL GROOVER

A cutter to produce a 5.0mm wide groove that will suit many types of sealing strip including Reddiseal. The design of the cutter allows the groove to be cut flush with the bottom of the rebate. The cutter is supplied with a bearing to set "E", the depth of cut, to 8.0mm. Other bearings may be selected from the table below to vary this depth.



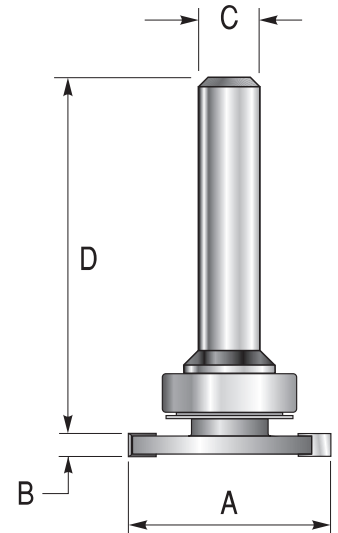
Part No.	A	B	C	D
T5852 - 8	40mm	5.0mm	8mm	58mm
T5852 3/8	40mm	5.0mm	3/8	58mm
T5852 1/2	40mm	5.0mm	1/2	82mm

Replacement parts

Part No.	Description
T5858	Groover 5.0mm
T3050 - 8	Arbor 8mm shank
T3050 3/8	Arbor 3/8" shank
T3050 1/2	Arbor 1/2" shank
TB960	Standard bearing
TS5790	Dust shield

OPTIONAL BEARINGS

Bearing	E
TB990	5.0mm
TB970	7.0mm
TB960	8.0mm (supplied)
TB940	9.5mm



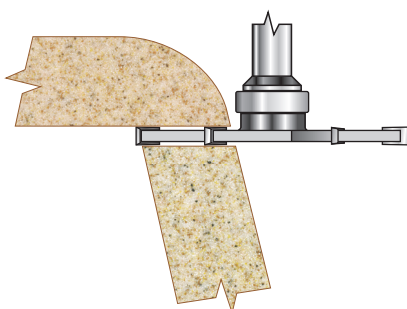
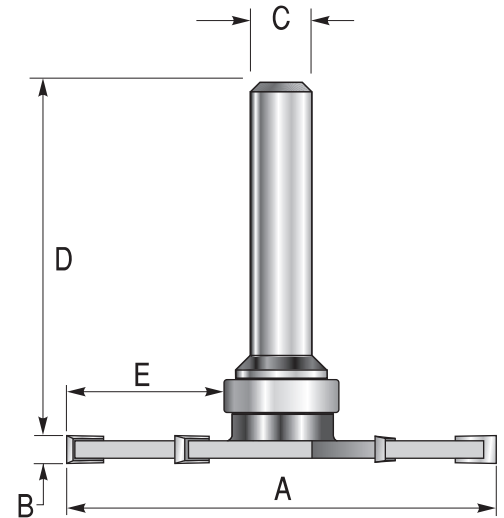
SINK BOWL SLITTER

A special bearing guided 6 wing slitting cutter for removing sink bowls from solid surface worktops.

Part No.	A	B	C	D	E
T6040 1/2	75mm	5mm	1/2	80mm	27mm

Replacement parts

Part No.	Description
T5905	Groover 5.0mm
T3048 1/2	Arbor 1/2" shank
TB940	Standard bearing
TB960	24mm bearing



EURO GROOVE – ESPAGNOLETTE LOCK CUTTER

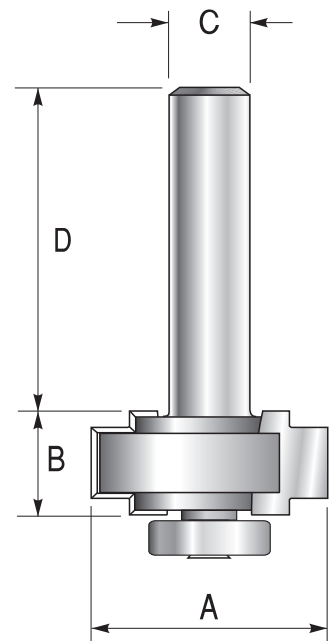

A 3 flute bearing guided cutter to produce in one pass a rebated groove for espagnolette lock systems on all timber doors and windows. The 3 flute design ensures rapid cutting and an excellent clean finish.

The espagnolette locking system offers many advantages over the traditional latch/lock systems on timber windows and doors:

The multipoint locking system offers high security, with the added advantage of shoot bolts if required. A tighter closure to the frame is achieved, ensuring that weather strips seal more effectively against drafts. This type of lock system, when combined with friction hinges, is very popular with customers, who see it as up to date and modern in appearance yet offering in a traditional material many of the benefits associated with PVCu windows and doors.

Many carpenters are wary of using the espagnolette system due to the apparent complexity in machining the necessary rebates and grooves. Although this stepped groove may be produced on a spindle, it will often be advantageous to cut it and install the locking system after the door is assembled. This operation can be difficult, when lifting large doors onto a spindle, and also time-consuming. However, by using the router and a few cutters, the operation can be quickly and easily carried out and set-up and change-over times associated with a spindle dramatically reduced.

See also vertical type cutters on page 91.



Registered design number 2081751.

Part No.	A	B	C	D
T1755B 1/2	36mm	16.2mm	1/2	60mm

SPARE PARTS

Part No.	Description
TB745	Bearing

INSTALLING ESPAGNOLETTE LOCK SYSTEMS

1. Windows

With the window flat on the bench, set the router with the Eurogroove/Espagnolette cutter and set the height of the cutter to the required position to suit the keep of the locking system being used. Groove the length of the window. Mark out and drill for the handle. Fit a 12.7mm straight cutter, part number TX1412.7M into a router and rebate for the lock mechanism. It will be found easier to align and cut the rebate if the routing machine is used in conjunction with 2 fences, one positioned on each side of the frame.

2. Finger bolts for French doors.

Machine a groove into the edge of the door using the Eurogroove cutter. If the bolt has a radiused end, then make the length of the cut 20mm less than the length of the bolt, and with a 16mm straight cutter aligned with the top groove, machine the top groove to the full length of the bolt.

3. Doors

Doors should be finished and assembled and the rebate formed on French doors if required. Position the Eurogroove cutter on the edge of the door or rebate and groove the full length. Mark out the position of the lock and using a 15mm long series cutter, part number TX1415M, mortise for the lock using 2 fences, one positioned on each side of the door. Alternatively, make up a jig to use in conjunction with a guide bush to control the length and position of the mortise. Mark out the position of the spindle and screw holes and plunge through using the 15mm router bit. Mark out the position of the Euro cylinder lock and plunge through and slot using an 18mm cutter, part number TX1418M.

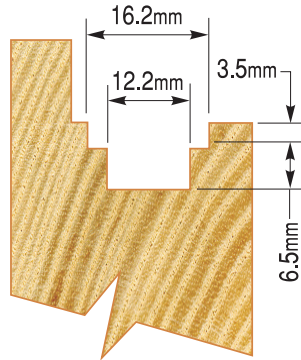


Mortise being cut using the router fitted with two fences.

CUTTERS REQUIRED
Windows:
TX1412.7M
T1755B 1/2
T1750B 1/2
Shoot bolts:
T1755B 1/2
TS1416M
Doors:
TX1415M
TX1418M
T1755B 1/2

ESPAGNOLETTE GROOVE CUTTER – 16mm

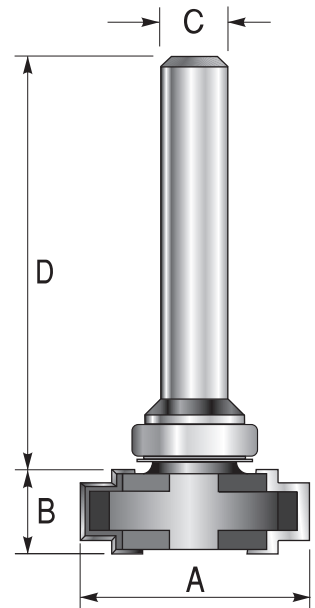
These tungsten carbide tipped eurogroove cutters will cut grooves for 16mm wide espagnolette locking systems. They have a shank mounted bearing enabling them to cut rebated door sets.



Part No.	A	B	C	D
T5930 – 8	44mm	16.2mm	8mm	55mm
T5930 3/8	44mm	16.2mm	3/8	55mm
T5930 1/2	44mm	16.2mm	1/2	80mm

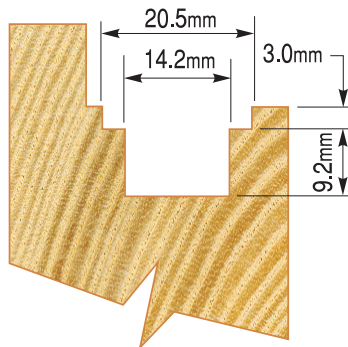
Replacement parts

Part No.	Description
T5931	Cutter head
T3052	Arbor
TB960	Bearing
TS5790	Dust shield



ESPAGNOLETTE GROOVE CUTTER – 20mm

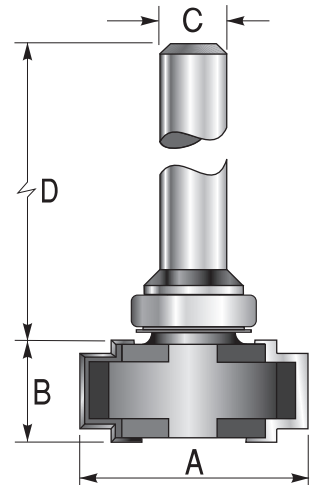
These tungsten carbide tipped eurogroove cutters will cut grooves for 20mm wide espagnolette locking systems. They have a shank mounted bearing enabling them to cut rebated door sets.



Part No.	A	B	C	D
T5935 – 8	44mm	20.5mm	8mm	55mm
T5935 3/8	44mm	20.5mm	3/8	55mm
T5935 1/2	44mm	20.5mm	1/2	80mm

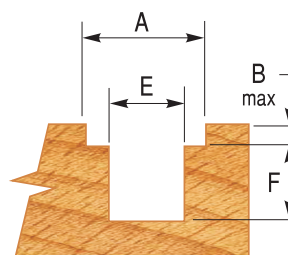
Replacement parts

Part No.	Description
T5933	Cutter head
T3052	Arbor
TB960	Bearing
TS57900	Dust shield

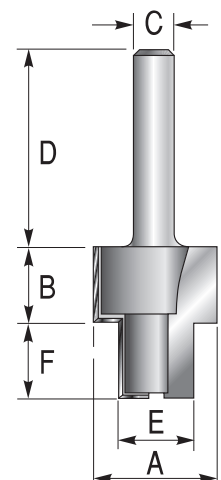


ESPAGNOLETTE GROOVE VERTICAL

A cutter to cut the faceplate rebate and clearance for the mechanism for a 16mm nominal espagnolette locking system. This type of cutter will profile vertically when the traditional horizontal cutter can not be used.



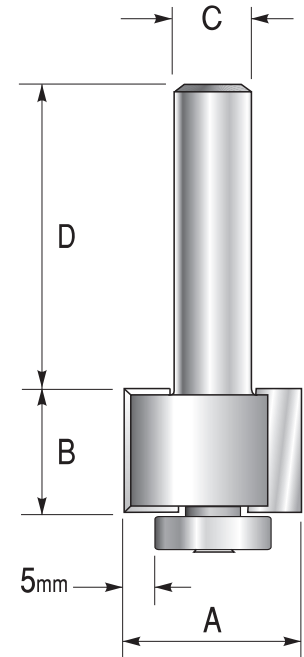
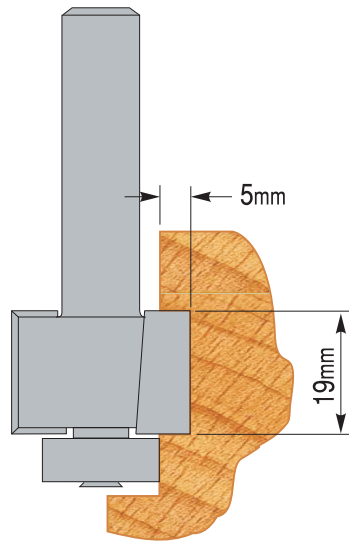
Part No.	A	B	C	D	E	F
T4420-8	16.2mm	10mm	8mm	38mm	12.0mm	10mm
T4420 1/2	16.2mm	10mm	1/2"	40mm	12.0mm	10mm
T4425 1/2	20.5mm	12mm	1/2"	40mm	14.2mm	9.2mm



FRICTION HINGE CUTTER

A 3 flute bearing guided cutter to recess window frames for friction hinges, which have been in use for many years in the PVCu window industry. With the growing popularity of wooden windows, customers are increasingly requesting the friction hinge system, as it is ideal for use in storm-proof systems and offers many advantages such as high security, full opening for easy cleaning, lack of additional window stay and rust resistance.

Although this operation may be carried out on the spindle moulder, the use of this router cutter eliminates set-up and change-over times and, in addition, it allows the groove to be machined after the window is assembled. The appearance of the frame is also improved, as a stopped groove may be produced to suit the length of the hinge.




Replacement parts

Part No.	A	B	C	D
T1750B 1/2	29mm	19mm	1/2	60mm

Part No.	Description
TB745	Bearing

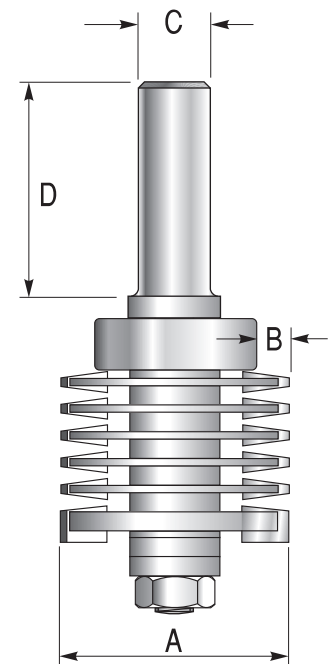
FINGER JOINTING SET

This finger jointing cutter set comprises an arbor, bearing and a set of 2 wing cutters for joining timber and man-made boards up to a maximum thickness of 36mm. This type of joint increases the glue line length considerably compared with a plain butt joint, and the wide abutting cutter ensures a clean joint line on the face of the timber without any risk of feather edges from the fingers. The number of fingers may be varied to suit the thickness of the timber being joined within the range 11mm to 36mm. This versatile cutter will find many uses in joinery and cabinetmaking and is suitable for edge, corner and end-to-end joints in solid timber and man-made boards. When assembling the bit it is important to stagger the cutting edges to spread the cutting load and, as with all jointing cutters, it is essential to ensure that the wood is prepared square and straight. Make a trial cut on a piece of scrap wood the same thickness as the job and centre the cutter, so that the abutting edges are the same width. An instruction sheet will be included with the cutter.



Joint produced with 5 fingers fitted

Number of fingers used	Timber thickness	
	minimum	maximum
1	11mm	16mm
2	16mm	21mm
3	21mm	26mm
4	26mm	31mm
5	31mm	36mm



Replacement parts

Part No.	A	B	C	D
T5575 1/2	40mm	6mm	1/2	38mm

Part No.	Description
T5575A	Arbor & nut
T5575B	Finger slotter cutter
T5575C	Abutting edge cutter
T5575D	Spacer – 3.4mm

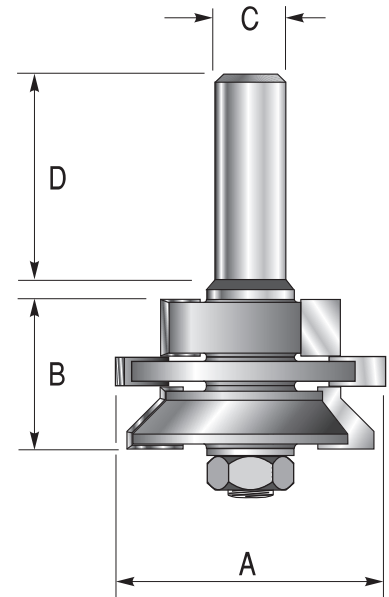
Part No.	Description
T5575E	Spacer – 1.5mm
T5575F	Shim – 0.10mm
T5575G	Shim – 0.05mm
TB915	Bearing 28mm x 8mm

MATCHLINING CUTTER SET

A three wing cutter set for fast production of matchline or TG & V boarding. The set comprises an arbor with three cutters and a bearing. The set is used with the slotter in place to produce the groove half of the joint. The slotter is then replaced with the bearing to produce the tongue half. The cutter may be used freehand in a router, with a fence fitted to control the depth of cut, or alternatively with the router mounted in a table. The cutter can accommodate timber thicknesses of between 12mm and 22mm with the chamfer size varying from 2mm–5mm respectively. The tongue is 5mm thick x 8mm wide.

This cutter set can be converted to a double chamfer (add T5560D) or no chamfer (add T5560C) by purchasing replacement parts detailed below.


THIS IS A LARGE CUTTER SET AND SHOULD BE USED AT 12,000 RPM MAXIMUM.



Part No.	A	B	C	D
T5560 – 8	48mm	27mm	8mm	40mm
T5560 3/8	48mm	27mm	3/8	40mm
T5560 1/2	48mm	27mm	1/2	40mm

Replacement parts

Part No.	Description
T5560A	Bottom chamfer cutter
T5560B	Tongue cutter
T5560C	Straight cutter
T5560D	Top chamfer cutter
TB655	Bearing



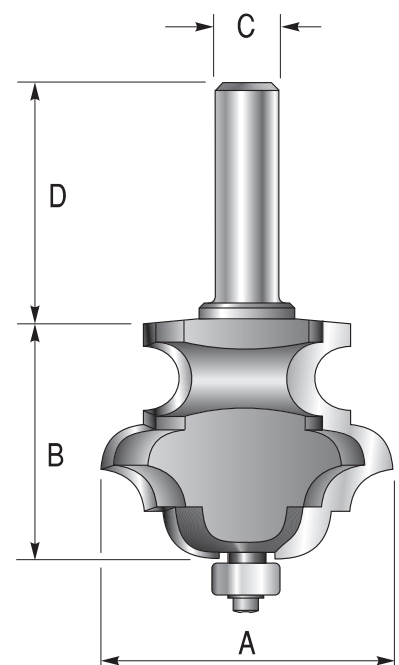
CLASSICAL MULTIPROFILE

A versatile two flute bearing guided cutter, which may be used to produce many decorative mouldings by selecting various parts of the profile.

These are large cutters and need to be used with care. The 1/2" shank cutter in particular should be used at 12,000 rpm maximum and several shallow cuts should be taken if moulding to the full depth of the cutter.

Part No.	A	B	C	D
T2940	32mm	25mm	1/4	30mm
T2950 1/2	57mm	46mm	1/2	45mm

Profiles approximately full size



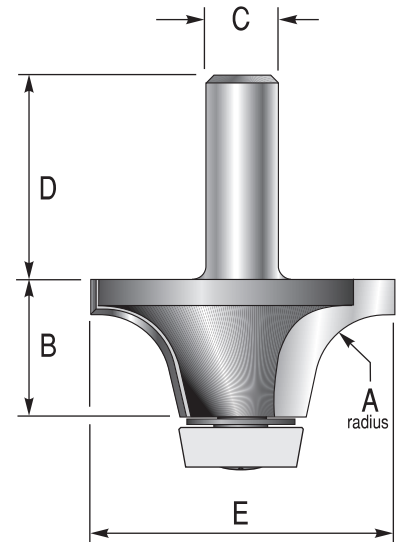
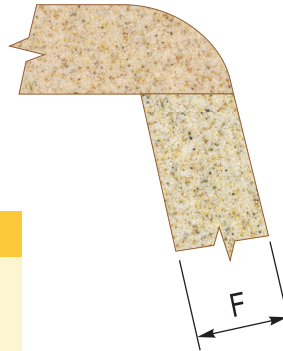
SOLID SURFACE CUTTERS

A range of cutters specifically for working solid surface work top materials. The cutters on this page are fitted with "Delrin" sleeved bearings to protect the surface and dust shields to help increase bearing life.

ROUND OVER BOWL

Bearing guided two flute cutter for trimming under-mounted bowls etc.

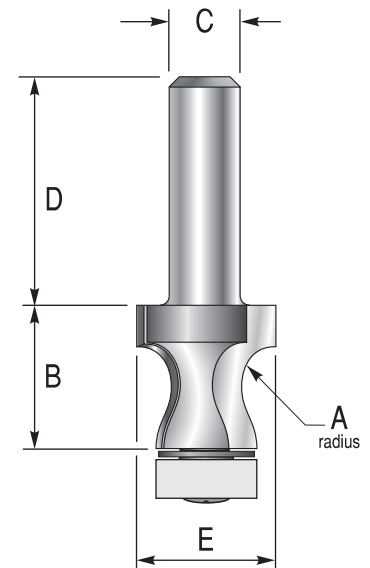
Part No.	A	B	C	D	E	F
T6010 1/2	13mm	26mm	1/2	40mm	51.5mm	13mm
T6015 1/2	14mm	32mm	1/2	40mm	54.5mm	19mm



WATERFALL EDGE

Bearing guided two flute cutters to produce non-drip or decorative work top edges. For matching Ogee, see page 38.

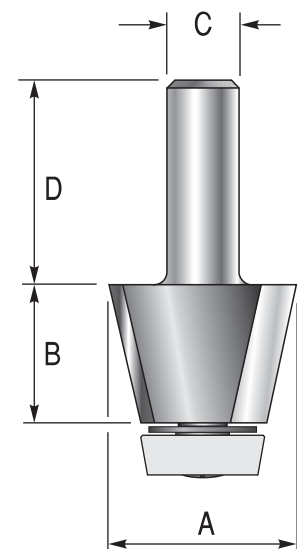

Part No.	A	B	C	D	E	F
T6200 1/2	6mm	22mm	1/2	40mm	25mm	13mm
T6210 1/2	8mm	30mm	1/2	40mm	25mm	19mm



BOWL BEVEL

Bearing guided two flute cutter for edging under-mounted sinks and vanity bowls.

Part No.	A	B	C	D
T6050 1/2	30.5mm	26mm	1/2	40mm



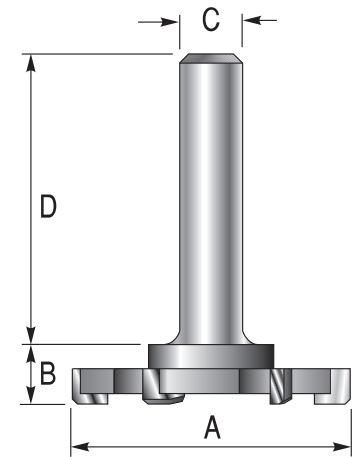
Replacement parts

Part No.	Description
TB6200	Parallel Bearing
TB6300	Taper Bearing
TS6001	Dust Shield

SURFACE TRIM - 6 WING

A cutter suitable for surface trimming on all materials including solid surface, timber, man-made boards etc. This cutter is often used for flush trimming on under-mounted bowls in solid surface work tops.

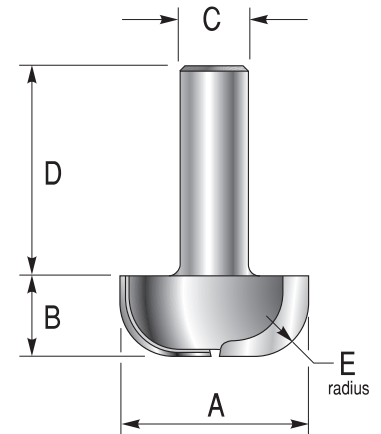

Part No.	A	B	C	D
T6150 1/2	52.0mm	12mm	1/2	70mm



COVERED UPSTAND

A two flute cutter designed to produce a 10mm covered upstand on solid surface work tops. It may also be used for cutting covered recesses on timber etc.

Part No.	A	B	C	D	E
T6030 1/2	35mm	15mm	1/2	40mm	10mm



UNDERCUT REBATER

This two flute bearing guided cutter is designed for producing undercut repairs on solid surface worktops but will suit any application that requires an undercut rebates or groove. It is supplied with TB960 but the depth of the rebate/groove may be varied by fitting alternative bearings.

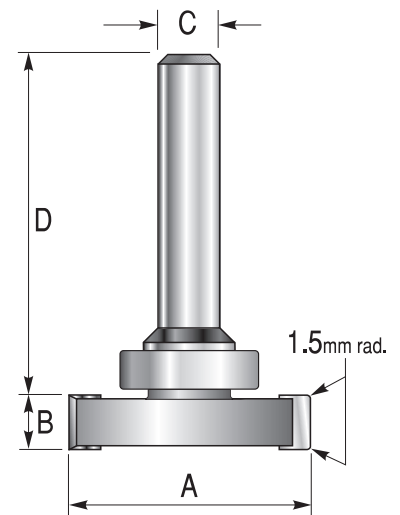
Part No.	A	B	C	D
T6060 3/8	52mm	13.0mm	3/8	52mm
T6060 1/2	52mm	13.0mm	1/2	78mm

OPTIONAL BEARINGS

Bearing	E
TB990	11.0mm
TB980	12.0mm
TB970	13.0mm
TB960	14.0mm (supplied)
TB940	15.5mm

Replacement parts

Part No.	Description
T6065	Groover 13mm
T3050 3/8	Arbor 3/8" shank
T3050 1/2	Arbor 1/2" shank

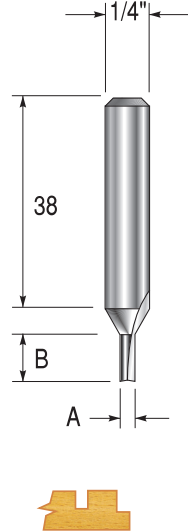


MINIATURE AND MODELLING BITS

This range of miniature TCT two flute cutters is specially suited to the woodworker producing models, scale furniture, dolls' houses, railway accessories, musical instruments etc. Other cutters that may also be of interest include Panel Beading, Ogee Panel and Classic Panel.

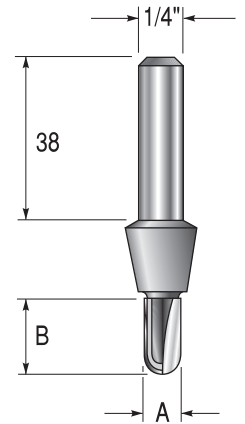
STRAIGHT FLUTED

Part No.	A		B
	mm	inch	mm
T201.5W	1.5	0.059	5
T201.6W	1.6	1/16	5
T201.8W	1.8	0.071	5
T202W	2.0	5/64	5
T202.5W	2.5	0.098	5
T203W	3.0	0.118	11
T203.2W	3.2	1/8	11
T203.5W	3.5	9/64	11
T204W	4.0	5/32	11
T204.8W	4.8	3/16	11
T205W	5.0	0.197	11
T206W	6.0	15/64	19



CORE BOX

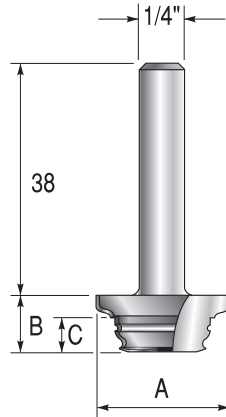

Part No.	A	B
T403	3.2	8
T404	4.8	10
T406.4	6.4	16
T406.4S	6.4	16
T408	8.0	16



OGEE - TORUS OGEE

This cutter will produce a Roman ogee or a Grecian ogee with torus by selecting different parts of the profile. It is suitable for producing skirtings, architraves etc. as well as furniture mouldings.

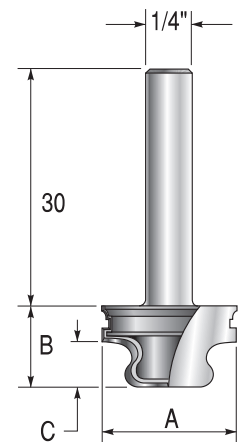
Part No.	A	B	C
T6680	18.5	8.5	5



HANDRAIL - SASH BAR

A cutter to produce a traditional profile handrail from 8mm square section. The bottom groove will need to be cut separately. In addition this cutter can cut a full sash bar section from 3 x 4mm timber.

Part No.	A	B	C
T6670	18	11	6

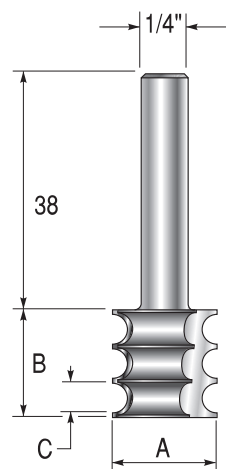


FLUTING - 3 REED

Three reed cutter to produce equal size sunk or raised beads. Multiple passes may be made for wider sections.

A bearing kit TB6600 is available as an optional extra.

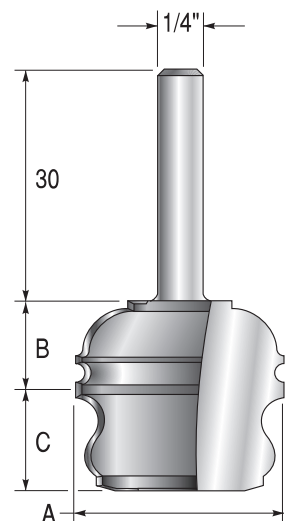
Part No.	A	B	C
T6675	14	14	4.0



CORNICE - PILASTER

A versatile cutter to produce various types of Cornice with/without the quirk and bead. In addition the cutter produces a Pilaster mould, which is suitable for external features on dolls' houses etc.

Part No.	A	B	C
T6685	28	12	13



MINIATURE AND MODELLING BITS

This range of miniature TCT two flute cutters is specially suited to the woodworker producing models, scale furniture, dolls' houses, railway accessories, musical instruments etc. Other cutters that may also be of interest include Panel Beading, Ogee Panel and Classic Panel.

REBATE

This range of rabbeting cutters may be used with or without guide bearings. If used without a bearing, deeper rebates may be produced by multiple passes. Guide bearings are supplied separately and should be selected from the table below depending on the rebate width (D) required.

The down-shear cutter is especially suited to fine work requiring a clean finish on the top face (i.e. guitar banding etc.).

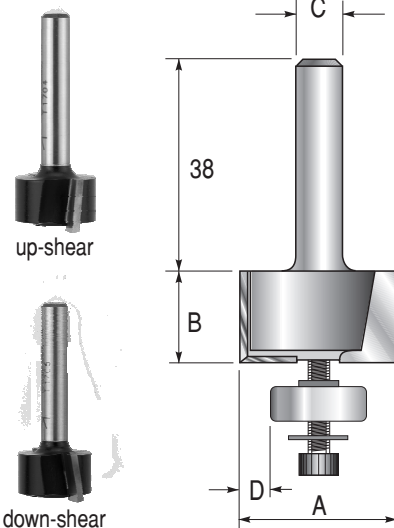
CUTTERS SUPPLIED WITHOUT BEARINGS - ORDER BEARINGS AS REQUIRED.

Part No.	A	B	C	Type
T1704	21	12	1/4"	up-shear
T1705	21	12	1/4"	down-shear
T1705-8	21	12	8mm	down-shear



GUIDE BEARINGS (order separately)

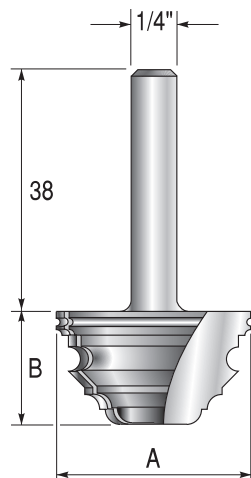
Part No.	D
TB750	0.5
TB740	1.0
TB680	1.5
TB670	2.0
TB620	2.5
TB454	3.0
TB453	3.5
TB452	4.0
TB501	4.2
TB450	5.0
TB394	5.5
TB320	6.0
TB315	6.5



MULTI PROFILE – TYPE A

Part No.	A	B
T6665	25	15

Some of the many mouldings that may be produced with this versatile cutter:



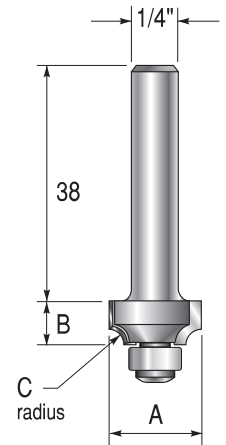
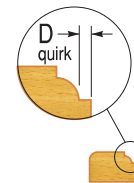
OVOLO – ROUND OVER

This bearing guided miniature ovolo cutter is available in 3 sizes and with 4 options on the bearing size. It is supplied with two bearings: a round over (TB320) and an ovolo (TB316).

Part No.	A	B	C
T1322	11	4	1.0
T1323	12	5	1.5
T1324	13	6	2.0

SPARE BEARINGS (order separately)

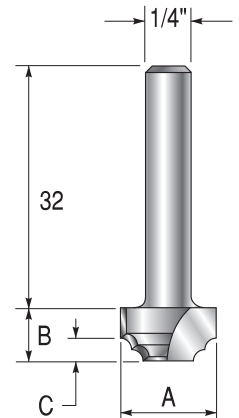
Part No.	D
TB320	0
TB316	0.5
TB312	1.0
TB311	1.5



BEAD OVOLO

A miniature version of the double beaded ovolo cutter. The cutter should be used in conjunction with a fence and can produce mouldings with or without quirks.

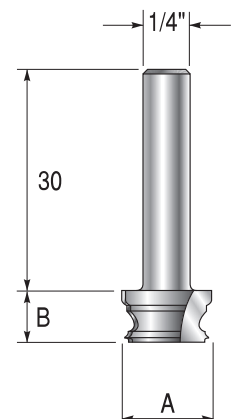
Part No.	A	B	C
T6610	13	7	3



PICTURE RAIL

This cutter will produce a true 1/12 scale picture rail moulding. The moulding should be cut on 4.5-4.7mm thick stock with two passes required to achieve the final result. The cutter may also find other uses for producing decorative mouldings, such as picture framing etc.

Part No.	A	B
T6695	12.0	7



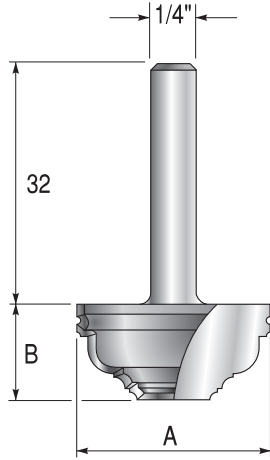
MINIATURE AND MODELLING BITS

This range of miniature TCT two flute cutters is specially suited to the woodworker producing models, scale furniture, dolls' houses, railway accessories, musical instruments etc. Other cutters that may also be of interest include Panel Beading, Ogee Panel and Classic Panel.

MULTI PROFILE – TYPE B

This cutter may be used to produce many different sections by selecting various parts of the profile. The cutter has corner beads of 0.5mm, 1.0mm and 1.5mm radius. A full bead of 1.0mm diameter, a 3.5mm cove and several small quirks can also be produced.

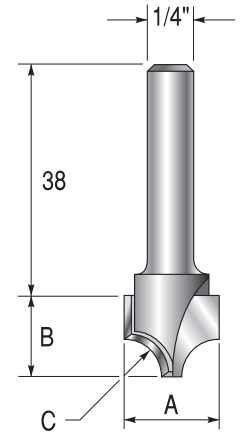
Part No.	A	B
T6660	26	13



PANEL BEADING

These 3 smallest sizes from the panel beading range will be of interest for producing ovolo and bead mouldings.

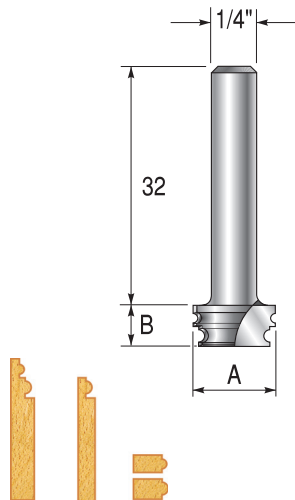
Part No.	A	B	C
T162	9.5	7	3.2
T163	12.7	10	4.8
T164	16.0	13	6.4



BEADING – MINIATURE

Two different sized beads on the one cutter. May be used to produce skirtings, architraves etc. as well as two different sizes of staff bead moulding.

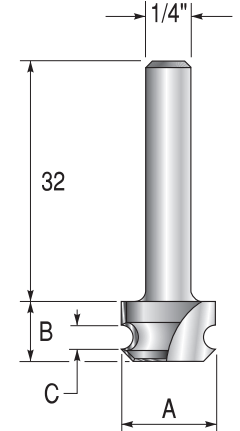
Part No.	A	B
T6620	11	6



TORUS – MINIATURE

This torus chamfer cutter can produce torus skirting and architrave and can also be used to produce an approximation of a handrail moulding.

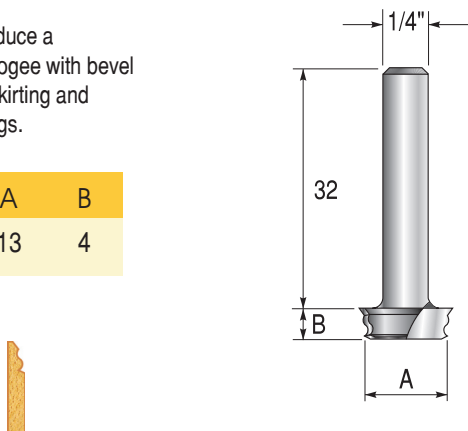
Part No.	A	B	C
T6640	13	8	3.2



ARCHITRAVE OGEE – MINIATURE

This cutter will produce a miniature Grecian ogee with bevel profile for use on skirting and architrave mouldings.

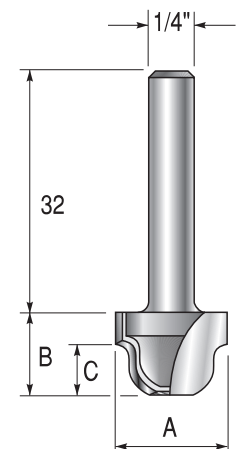
Part No.	A	B
T6630	13	4



ROMAN OGEE – MINIATURE

A cutter to produce a miniature Roman ogee profile for decorative mouldings.

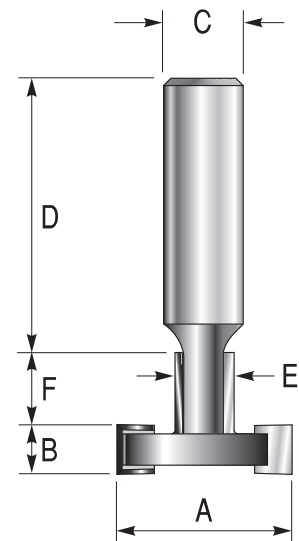
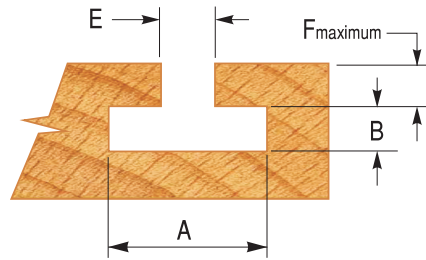
Part No.	A	B	C
T6650	15	11	6



'T' SLOTTERS

Two flute 'T' slot cutters for cutting slots in natural and man-made boards. May be used for machining clamping jigs etc. and for the production of display wallboards.

To ensure free cutting and prevent chip build-up in the slot, leading to overheating of the cutter, a relief cut should be made which is slightly smaller than the slot width (dimension "E").



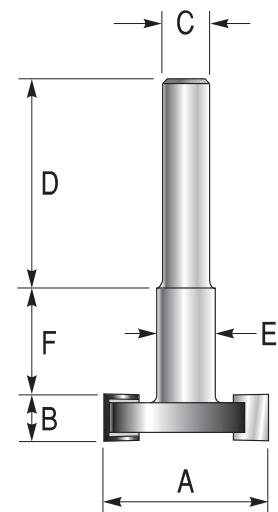
Part No.	A	B	C	D	E	F
T1560 - 8	28mm	8.0mm	8mm	38mm	9.5mm	13mm
T1561 1/2	28mm	8.0mm	1/2	44mm	9.5mm	13mm
T1563 1/2	30mm	5.0mm	1/2	44mm	10.0mm	13mm
T1565 1/2	35mm	9.5mm	1/2	44mm	12.7mm	13mm

'T' SLOT - PILOT CUTTERS

These two flute 'T' slot cutters have the same dimensions as the T1560 series above, however they have a plain pilot guide in place of the slot cutters (dimension "E"). This ensures a stronger cutter allowing higher feed rates. Cutter number T1578-8 is specifically designed for the commonly available 6mm SLOT BOLTS, which are useful in jig making.

When using 'T' slot cutters, it is important that a slot of the same width as the pilot (dimension "E") is cut first, then the 'T' slot is cut with the pilot following it.

Part No.	A	B	C	D	E	F
T1570 - 8	28mm	8.0mm	8mm	38mm	9.5mm	13mm
T1571 1/2	28mm	8.0mm	1/2	44mm	9.5mm	13mm
T1573 1/2	30mm	5.0mm	1/2	44mm	10.0mm	13mm
T1575 1/2	35mm	9.5mm	1/2	44mm	12.7mm	13mm
T1578 - 8	14mm	4.0mm	8mm	32mm	6.5mm	10mm

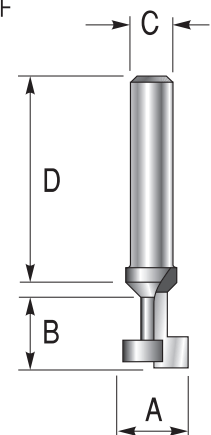
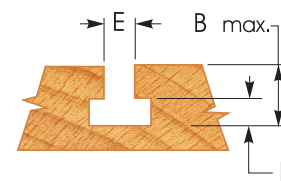


KEYHOLE

These single flute TCT cutters can be used to produce a keyhole recess for hanging frames, clocks etc. T1550 suits number 8 or 10 screw whilst T1552 is for number 10 or 12 screw. The cutter is plunged into the workpiece, moved 14mm, then reversed into the plunge position for withdrawal from the workpiece.

A two flute solid Tungstem Carbide version is available (T1554 - 8) offering superior performance when cutting more than 14mm long T slots.

N.B. It is ALWAYS advisable to make a relief cut with a diameter equal to dimension F before undercutting with the keyhole cutter. This will increase cutter life and help prevent overheating.



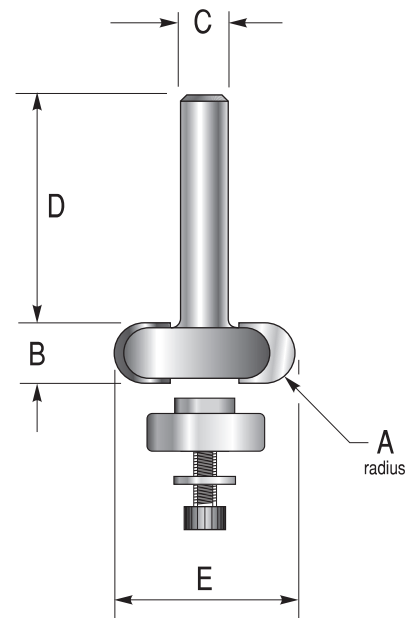
Part No.	A	B	C	D	E	F	Type
T1550	9.5mm	10mm	1/4	38mm	4.5mm	4.5mm	TCT
T1552	12.7mm	12mm	1/4	38mm	8.0mm	5.0mm	TCT
T1552 - 8	12.7mm	12mm	8mm	38mm	8.0mm	4.0mm	TCT
T1554 - 8	9.5mm	10mm	8mm	38mm	4.5mm	4.5mm	STC

RADIUS GROOVER

This two flute bearing guided groover produces a radiused bottom groove or flute. This type of cutter may be used for producing decorative edge moulds, flutes etc. on straight or curved work. It is also commonly used for producing drip grooves. The bearing assembly may be completely removed giving greater flexibility in the use of the cutter.

The bearing supplied is a TB620 (16mm diameter) which sets the depth of cut to the "A" dimension. Smaller and larger bearings may also be fitted which will vary the depth of cut – contact our technical department for details.

Part No.	A	B	C	D	E
T2303B	3.0mm	6.0mm	1/4	38mm	22mm
T2304B	4.0mm	8.0mm	1/4	38mm	24mm
T2305B	5.0mm	10.0mm	1/4	38mm	26mm
T2305B 1/2	5.0mm	10.0mm	1/2	40mm	26mm
T2306B	6.0mm	12.0mm	1/4	38mm	28mm
T2306B – 8	6.0mm	12.0mm	8mm	38mm	28mm
T2306B 1/2	6.0mm	12.0mm	1/2	40mm	28mm
T2310B – 8	10.0mm	20.0mm	8mm	38mm	36mm
T2310B 1/2	10.0mm	20.0mm	1/2	40mm	36mm

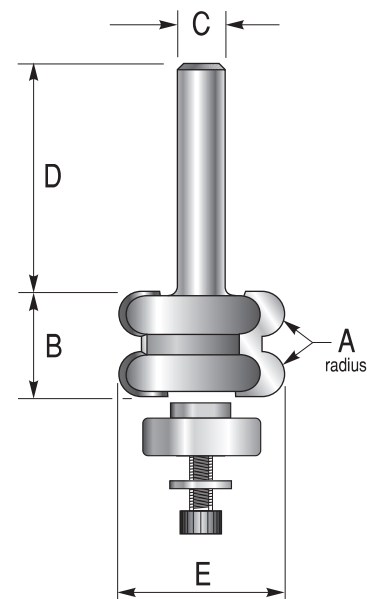


RADIUS GROOVER – DOUBLE

This two flute bearing guided groover produces an attractive double flute moulding. This cutter is suitable for producing fluting on columns etc. with the bearing allowing it to be used on straight or curved work. The bearing assembly may be completely removed giving greater flexibility in the use of the cutter.

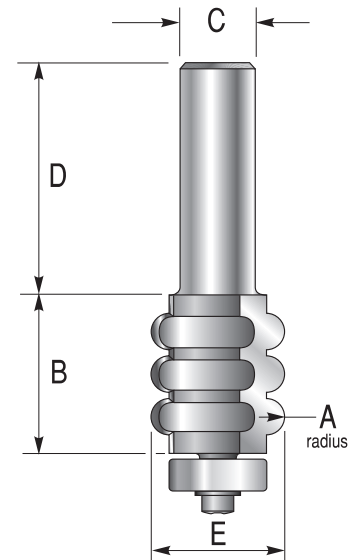

The bearing supplied is a TB620 (16mm diameter) which sets the depth of cut to the "A" dimension. Smaller and larger bearings may also be fitted which will vary the depth of cut – contact our technical department for details.

Part No.	A	B	C	D	E
T2322B	2.5mm	12mm	1/4	28mm	21mm
T2323B	3.0mm	14mm	1/4	38mm	22mm
T2323B – 8	3.0mm	14mm	8mm	35mm	22mm
T2324B	4.0mm	19mm	1/4m	28mm	24mm
T2324B – 8	4.0mm	19mm	8mm	35mm	24mm
T2324B 1/2	4.0mm	19mm	1/2	40mm	24mm



FLUTING CUTTER – 3 BEAD

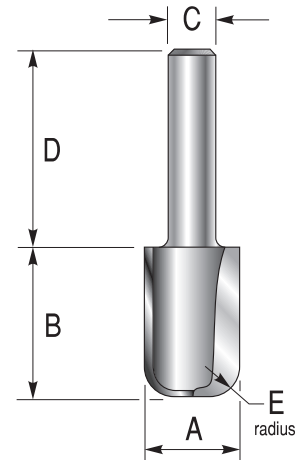
A bearing guided cutter to produce 3 beads of equal size in each pass. The cutter can be used to produce a decorative edge on 25mm nominal thickness boards, as well as multiple fluting on board faces for columns etc. The bearing fitted to this cutter (TB625) is not designed to be removable and will leave a location spigot if removed.



Part No.	A	B	C	D	E
T2342B	3.0mm	26mm	1/4	32mm	22mm
T2343B – 8	3.0mm	26mm	8m	32mm	22mm
T2344B 1/2	3.0mm	26mm	1/2	38mm	22mm

WATER CHANNEL

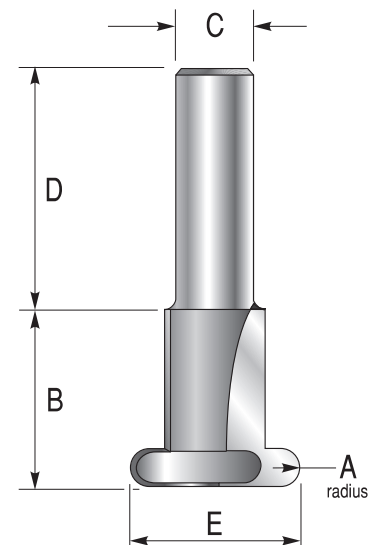
A range of two flute radiused channel cutters mainly used for producing water channels. They may also be used to produce radiused grooves and rebates.



Part No.	A	B	C	D	E
T4620 – 8	16mm	25mm	8mm	38mm	5.0mm
T4621 1/2	16mm	25mm	1/2	38mm	5.0mm
T4622 – 8	18mm	25mm	8mm	32mm	5.0mm
T4623 1/2	18mm	25mm	1/2	38mm	5.0mm
T4624 1/2	22mm	25mm	1/2	38mm	5.0mm
T4625 1/2	25mm	25mm	1/2	38mm	5.0mm

RADIUS SUNK BEAD

Two sizes of two flute cutters to produce drip grooves in frames, sills etc. May also be used to produce radiused bottom grooves.

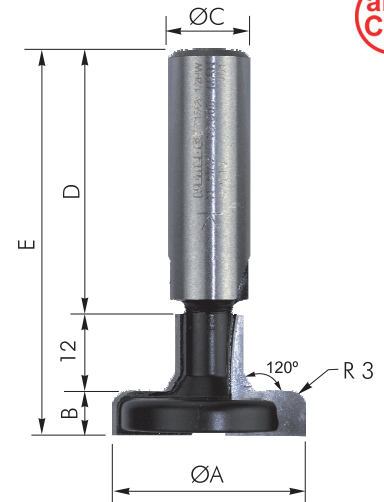
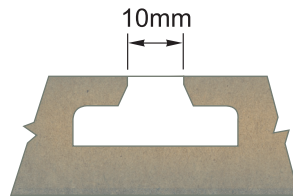


Part No.	A	B	C	D	E
T2332 – 8	2.0mm	28mm	8mm	32mm	25mm
T2333 1/2	2.0mm	28mm	1/2	40mm	25mm
T2334 – 8	3.0mm	28mm	8mm	32mm	27mm
T2335 1/2	3.0mm	28mm	1/2	40mm	27mm

SLAT WALL

A TC tipped cutter suitable for the production of Slat Wall boarding.
 A PCD version of this cutter (NMS11330007) for use in CNC routers is also available.
 Please note: it is best practice to pre-cut a 9mm slot to relieve the shank load.

Part No.	A	B	C	D	E
T1568 1/2	30mm	7.0mm	1/2"	40mm	68mm
NMS11330007	30mm	7.0mm	1/2"	40mm	60mm

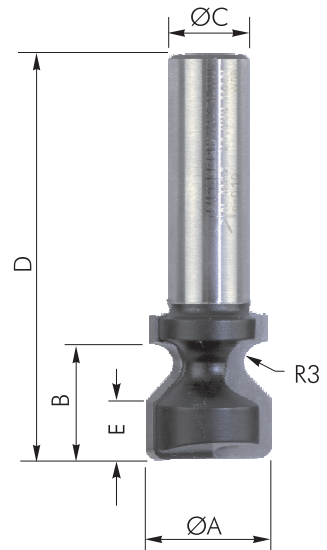
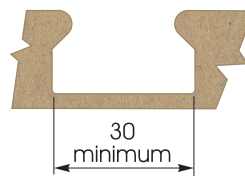


also CNC

PLUNGE FINGER PULL

A two flute TC tipped cutter to produce finger pull mouldings on MDF and timber doors and drawers. Please note this cutter is designed to be used on 22mm thickness and above door/ drawer fronts.

The design of this cutter ensures that it will plunge and form a pocketed finger pull.
 It may be used in a hand router in conjunction with a guide bush and template guide. It is also suitable for use on CNC routers.



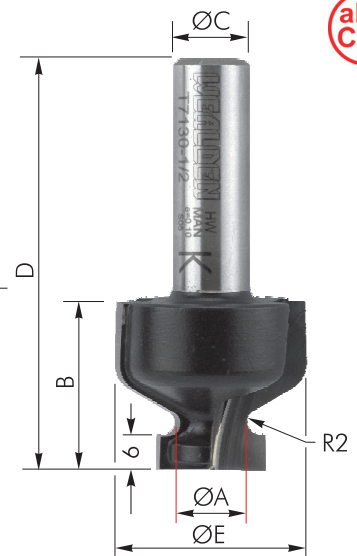
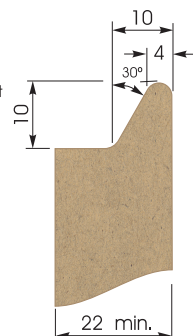
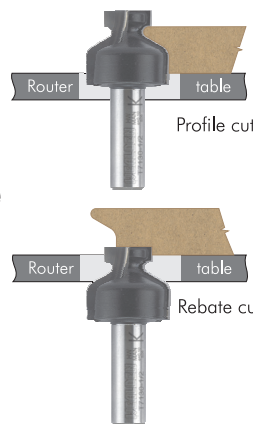
also CNC

Part No.	A	B	C	D	E
T7126 1/2	20mm	18mm	1/2"	40mm	9mm

HANDLELESS PULL – J HANDLE

A two flute TC tipped cutter to produce finger pull mouldings on MDF and timber doors and drawers. The profile ensures a good grip recess on 18mm or 22mm thick MDF. The cutter moulds the recess from the rear of the door and, when used with the separate rear insert, overcomes the issues with painting into the finger grip from the front.

It can also be used to produce the normal handleless drawer edge or, alternatively, to create a recess towards the centre of the drawer or door. This cutter is suitable for use in hand routers and tables.

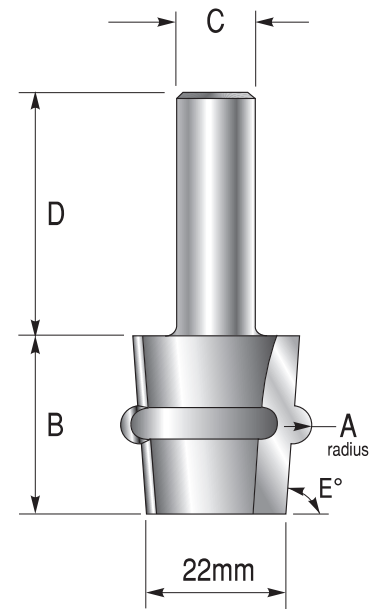


also CNC

Part No.	A	B	C	D	E
T7130 1/2	12mm	28mm	1/2"	68mm	32mm

CAPILLARY GROOVE

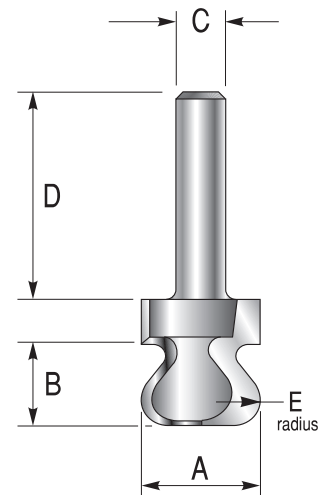
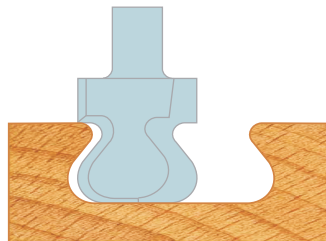
Two types of cutters for forming rebates and capillary grooves for window frames, sills etc. The cutters form a rebate at either 90° or with a 4° taper.



Part No.	A	B	C	D	E°
T2350 - 8	3.0mm	28mm	8mm	32mm	90°
T2351 1/2	3.0mm	28mm	1/2	38mm	90°
T2352 - 8	3.0mm	28mm	8mm	32mm	86°
T2353 1/2	3.0mm	28mm	1/2	38mm	86°

DRAWER PULL - SMALL

This two flute cutter will produce the enclosed slot type finger grip. It is necessary to cut an initial groove with a straight 2 flute cutter of at least 19mm diameter and then make two passes with the drawer pull cutter to obtain the desired width.



Part No.	A	B	C	D	E
T7110	19mm	13mm	1/4	38mm	4.0mm
T7111 - 8	19mm	13mm	8mm	38mm	4.0mm
T7112 1/2	19mm	13mm	1/2	40mm	4.0mm

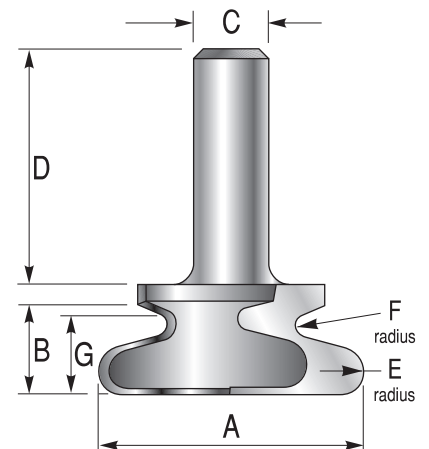
DRAWER PULL

Two larger sizes of drawer pull cutters. They are commonly used to produce finger grip profiles in drawers and kitchen cabinet doors. They are usually used to cut grips in solid timber door trims etc. but may also be used in MDF.



See also Ovolo scribe cutters on page 54, which may also be used for finger pulls.

Part No.	A	B	C	D	E	F	G
T7122 - 8	38mm	19.6mm	8mm	38mm	6.3mm	2.4mm	18.0mm
T7123 1/2	38mm	19.6mm	1/2	40mm	6.3mm	2.4mm	18.0mm
T7127 1/2	48mm	14.5mm	1/2	40mm	4.0mm	2.0mm	13.5mm



CORNICE MOULD

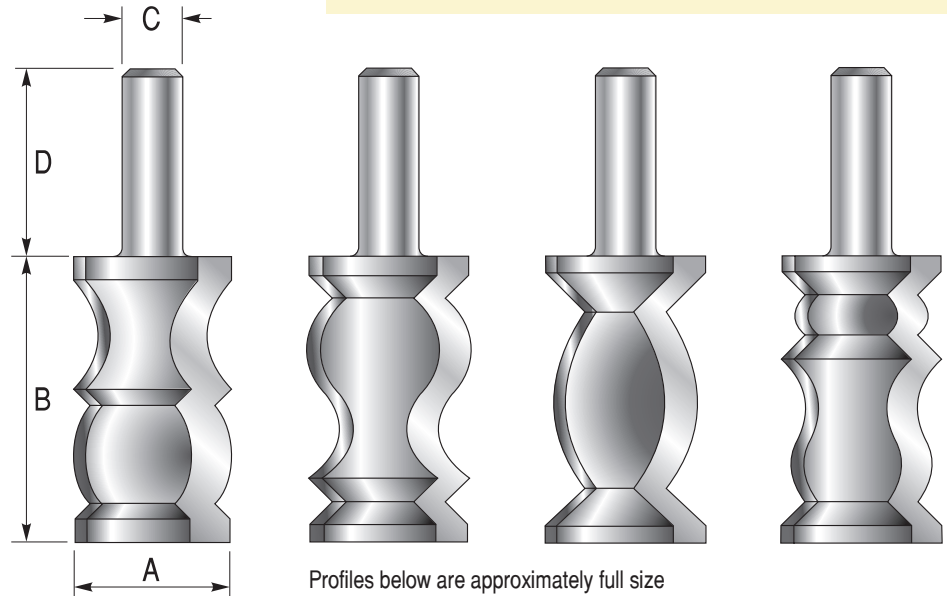
This range of two flute cutters is designed to produce decorative profiles for cornice and dado mouldings etc. They have a large cutting width and therefore need to be used in fixed head machines, with several passes taken to achieve the full profile depth.

As with all profile cutters producing a wide moulded face, best results will be achieved by taking a small final cut of between 0.5mm – 1.0mm. This allows a constant feed rate to be achieved, thus overcoming the problems of poor surface finish due to overfeeding or burning due to a low feed rate.

These cutters are designed to produce cornice mouldings from stock that is nominally 52mm x 22mm although other sizes may be used to suit particular requirements. The chamfer on the cornice may be produced after the face is moulded, either on the sawbench or with the use of a chamfer cutter such as T916B $\frac{1}{2}$.

SUITABLE FOR USE ON FIXED HEAD MACHINES ONLY

Part No.	A	B	C	D
T5191 1/2	32mm	58mm	1/2	38mm
T5192 1/2	32mm	58mm	1/2	38mm
T5193 1/2	32mm	58mm	1/2	38mm
T5194 1/2	30mm	58mm	1/2	38mm

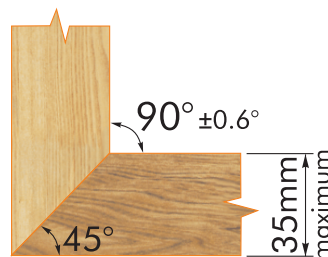


MITRE JOINTER

These two flute cutters offer a method of mitre jointing timber or man made boards accurately. Unlike V-groovers these can be relied on to create a joint at 90 degrees.

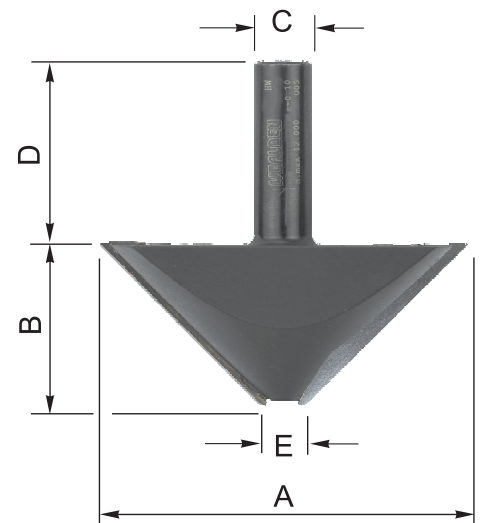
This cutter can be used against the fence on your router table or guided by the optional bearing kit TB1985.

NB: This is a large cutter. Please ensure it is suitable for your machine. It should only be used in a fixed machine and at 10,000 rpm maximum.



SUITABLE FOR USE ON FIXED HEAD MACHINES ONLY

Part No.	A	B	C	D
T1985 1/2	25mm	33mm	1/2	50mm



also CNC

PRODUCING LINEN FOLD PANELS WITH THE ROUTER

This range of cutters may be used to produce mock linen fold panels with the router. Linen fold is a traditional effect used on furniture and panelling, which was usually hand carved, making it a skilled and time consuming operation.

The panels produced with this router method offer a very good simulation of traditional linen fold and, when the necessary jig has been manufactured, are quick and easy to make. The panels are built up from 76mm (3") wide strips (or plaques), which are glued to a plain backing panel of either solid timber or plywood/MDF with a facing veneer. It is therefore possible to produce finished panels of 2,3,4 etc. strips giving finished widths of 150, 225, 304mm etc.

The operation is best carried out with two routing machines, however this is not essential, the minimum requirement being an 8mm or 1/2" shank machine and an adaptor or collet for the 1/4" shank cutter T2932.

IMPORTANT. If the 8mm shank version of the T2931 is purchased it needs to be used in a machine of at least 750 watts power rating and the cut depth needs to be achieved in several passes to prevent overloading the machine and damage to the cutter shank.

The plaques are produced in three stages:

Firstly 76mm (3") wide strips of timber are moulded in two passes with the Linen Profile cutter T2931. This operation needs to be carried out with the router mounted in a table and will produce strips of moulding with the section as shown in the full size profile section below.

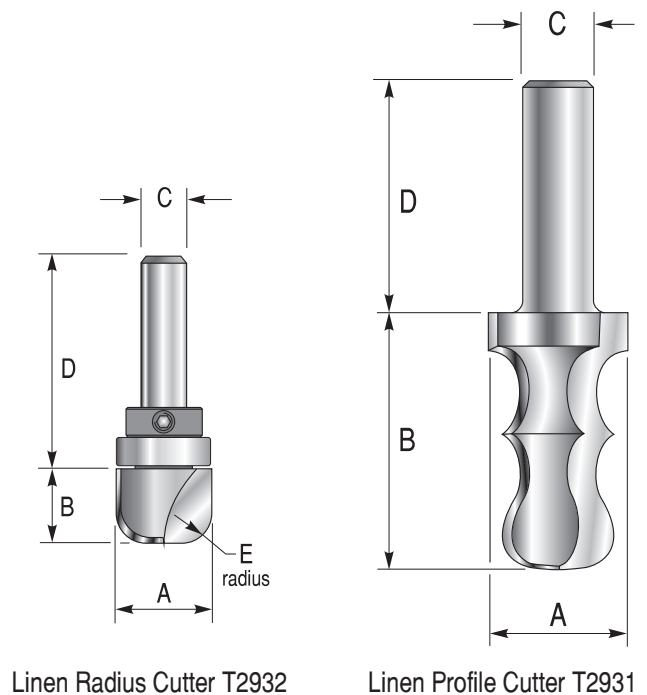
The second and third operations are carried out with the aid of a jig. Full instructions and templates for manufacturing this are provided with the cutters. The second operation then involves cutting the moulded strip into the required lengths for the plaques, and profiling the ends of each with a bearing guided panel trim cutter, such as T8016B or T8016B 1/2 or similar. If a suitable cutter is not already in your toolkit, one will need to be purchased separately.

The final operation, using the Linen Radius cutter T2932, moulds the ends of the strips with a profile to produce the linen fold effect. This is again carried out using the jig.

Whilst the use of these cutters to produce linen fold panels is straightforward, it requires some experience with the router and in the production of jigs, and is not really suitable for the router novice.

The cutters should be ordered using the part numbers detailed below.

Part No.	A	B	C	D	E	Description
T2931 – 8	25.0mm	44mm	8mm	32mm	—	Linen Profile
T2931 1/2	25.0mm	44mm	1/2	40mm	—	Linen Profile
T2932	12.7mm	10mm	1/4	38mm	4mm	Linen Radius



Moulded profile section - Full size

Replacement parts

Part No.	Description
TB504	Bearing
TC6300	Collar

RAISE-A-PANEL MOULDING CUTTERS

An increasingly common requirement these days is the production of mock panelling on solid timber or MDF panels for furniture manufacture. This operation is usually carried out using a template with a top bearing guided classic ogee cutter. Whilst the result is effective it does not resemble a true raised panel.

Our unique new system uses two cutters which, with two passes using the same template, will produce an effect that more closely echos a traditional raised panel.

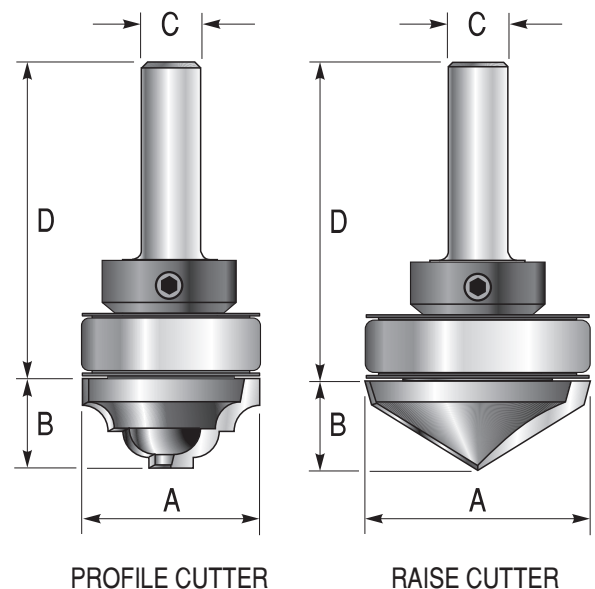


These two flute top bearing guided cutters are available either singly or in matched sets. Two sizes are available which produce either a 30mm or 40mm wide moulding and in both cases the depth of the moulded groove is 10-12mm.

The unique design of the cutters allows the use of a single template to produce a moulded recess with a classical profile on one side and a panel raise on the other.

CUTTER SETS

Set Part No.	Shank size	Moulding width	Profile cutter	Raise cutter
T1652	1/4	30mm	T1650	T1656
T1654 - 8	8mm	30mm	T1651 - 8	T1657 - 8
T1658 1/2	1/2	30mm	T1653 1/2	T1659 1/2
T1664 - 8	8mm	40mm	T1662 - 8	T1660 - 8
T1668 1/2	1/2	40mm	T1663 1/2	T1661 1/2



Replacement cutters - complete

Part No.	A	B	C	D
T1650	24.0mm	12mm	1/4	41mm
T1651 - 8	24.0mm	12mm	8mm	44mm
T1653 1/2	24.0mm	12mm	1/2	52mm
T1662 - 8	35.0mm	12.5mm	8mm	47mm
T1663 1/2	35.0mm	12.5mm	1/2	55mm
T1656	30.0mm	12mm	1/4	41mm
T1657 - 8	30.0mm	12mm	8mm	44mm
T1659 1/2	30.0mm	12mm	1/2	52mm
T1660 - 8	40.0mm	12mm	8mm	50mm
T1661 1/2	40.0mm	12mm	1/2	57mm

Replacement parts

Bearing	Collar
TB1023	TC002
TB1025	TC002
TB1024	TC002
TB1026	TC002

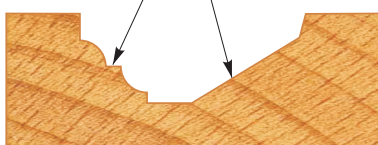
USE OF CUTTERS

The cutters are used in conjunction with a template of the outside shape of the desired panel. The template should be in 18mm MDF or a thinner material may be used if a starting guide is utilised. The starting guide is simply a piece of timber fixed to the template to position the base of the routing machine so that the cutter will plunge with the guide bearing in line with the cut out in the template. Set the starting guide up by fitting the raise cutter into the machine and positioning the bearing against the inner edge of the template, then fix a block onto the template against the outer edge of the router base.

To produce a panel, the raise cutter is fitted to the machine and the depth stop set to the required depth (10-12mm). The cutter is then plunged into the work at the start guide position and then run round following the template in an anticlockwise direction. To complete the effect, the profile cutter is fitted and the stop set to the same depth. The cutter is then plunged into the work using the same template position and again run around this time in a clockwise direction.

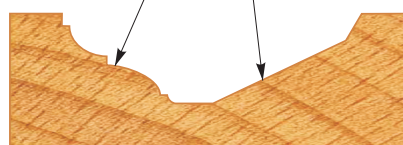
Full instructions for use are supplied with the cutter sets.

Profile for T1650, T1651 & T1653 cutters. Raise for T1656, T1657 & T1659 cutters.



30mm wide moulding - full size


Profile for T1662, & T1663 cutters. Raise for T1660, & T1661 cutters.



40mm wide moulding - full size

MINI MOULD

This new and unique system allows you to use your router and table as a miniature spindle moulder. Various arbor and cutter head combinations are available to enable the production of mouldings with one or more passes. With the short arbors and a guide bearing the cutters may be used free hand or with the longer arbors they can be used in a table. The longest arbors enable mouldings to be run in the middle of boards up to 150mm wide. Suitable for edge moulding boards and producing a wide range of mouldings for use in furniture restoration etc.



ARBORS FOR MINI MOULD

A range of arbors to suit the MINI MOULD cutters. They are available in 8mm, 3/8" and 1/2" shank sizes however the longest arbors for use in tables are only in 1/2" shank.

N.B. The arbor is supplied complete with spacers.

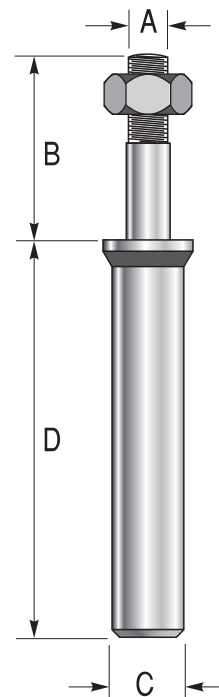
Part No.	A	B	C	D
T3401 - 8	8mm	38mm	8mm	45mm
T3405 - 8	8mm	40mm	8mm	70mm
T3402 3/8	8mm	38mm	3/8	45mm
T3403 1/2	8mm	38mm	1/2	45mm
T3404 1/2	8mm	40mm	1/2	70mm
T3406 1/2	8mm	40mm	1/2	100mm

Replacement parts

Part No.	Description
TS5600	set of spacers

BEARINGS for MINI MOULD

Bearing	Diameter
TB908	19.0mm
TB910	22.0mm
TB912	24.0mm
TB913	26.0mm
TB915	28.0mm

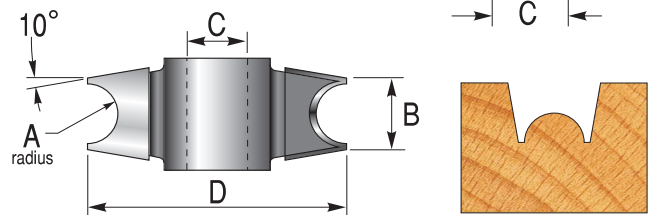


MINI MOULD CUTTER HEADS

These cutter heads are for use with the Mini Mould arbors above. They can be used with or without bearings. The bearing listed against each cutter gives the optimum depth of cut on all cutters except Vee types where it gives the maximum cut depth. Other bearings are available to alter the cutting depth.

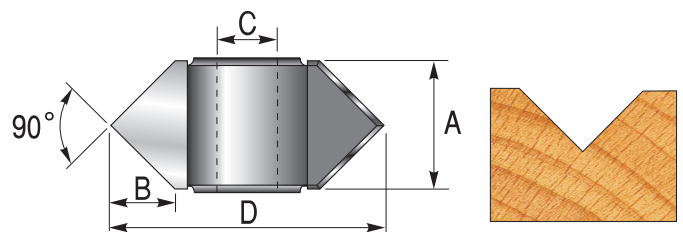
Bead mould

Part No.	A	B	C	D	E	bearing
T3413	1.5mm	4.0mm	8mm	29.5mm		TB913
T3414	1.75mm	4.5mm	8mm	30.0mm		TB913
T3415	2.0mm	6.0mm	8mm	30.5mm		TB913
T3417	3.0mm	7.8mm	8mm	32.5mm		TB913
T3418	4.0mm	10.2mm	8mm	34.5mm		TB913
T3419	5.0mm	12.4mm	8mm	36.5mm		TB913



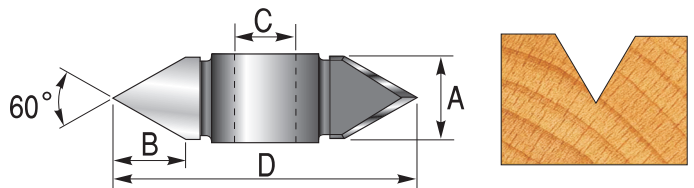
Vee 90

Part No.	A	B	C	D	E	bearing
T3430	17.5mm	9.0mm	8mm	34.2mm		TB908



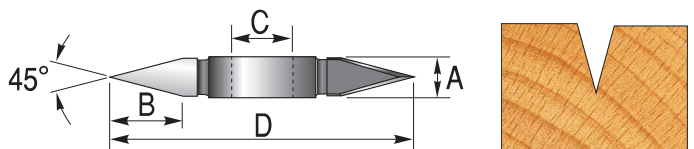
Vee 60

Part No.	A	B	C	D	E	bearing
T3432	11.0mm	9.0mm	8mm	37.5mm		TB908



Vee 45

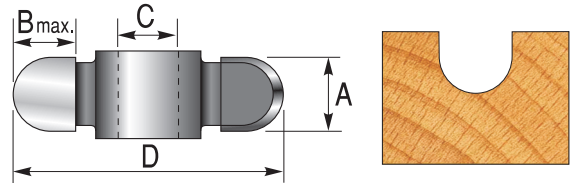
Part No.	A	B	C	D	E	bearing
T3434	8.0mm	9.5mm	8mm	38.0mm		TB908



MINI MOULD CUTTER HEADS

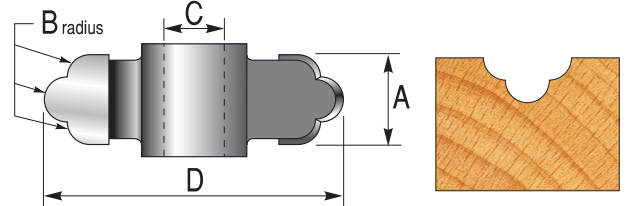
Radius Groove

Part No.	A	B	C	D	E	bearing
T3442	4.0mm	6.5mm	8mm	32.0mm		TB915
T3444	6.0mm	7.5mm	8mm	34.0mm		TB915
T3445	8.0mm	8.5mm	8mm	36.0mm		TB915
T3446	10.0mm	9.5mm	8mm	38.0mm		TB915
T3447	12.0mm	10.5mm	8mm	40.0mm		TB915



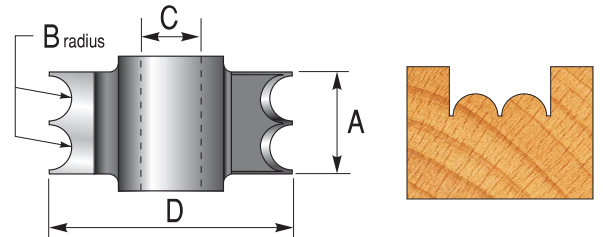
Sunk Decor

Part No.	A	B	C	D	E	bearing
T3438	12.0mm	3.0mm	8mm	40.0mm		TB915



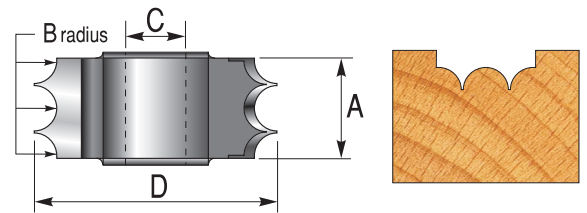
Sunk Multi Bead

Part No.	A	B	C	D	E	bearing
T3455	10.4mm	2.0mm	8mm	32.5mm		TB915



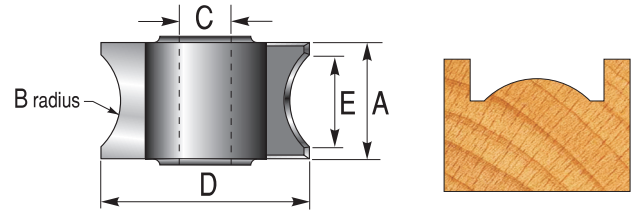
Sunk Bead

Part No.	A	B	C	D	E	bearing
T3463	10.4mm	3.0mm	8mm	34.5mm		TB915



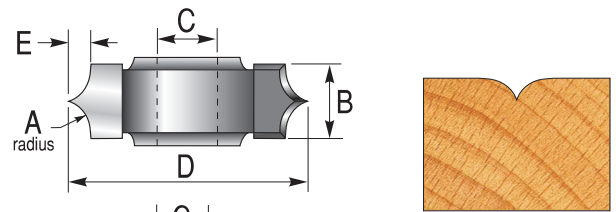
Sunk Reed

Part No.	A	B	C	D	E	bearing
T3467	16.0mm	10mm	8mm	32.5mm	12mm	TB915
T3468	20.0mm	13mm	8mm	35.0mm	17mm	TB915



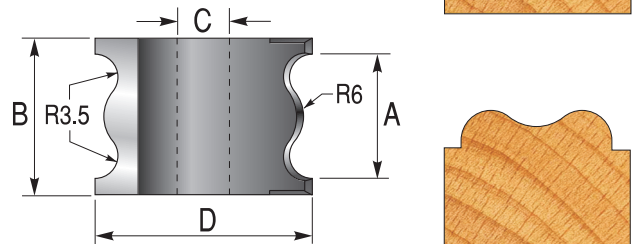
Sunk Flute

Part No.	A	B	C	D	E	bearing
T3480	3.2mm	8mm	8mm	31.6mm	1.8mm	TB915
T3436	4.0mm	10mm	8mm	33.3mm	2.6mm	TB915
T3482	6.4mm	15mm	8mm	37.2mm	4.6mm	TB915



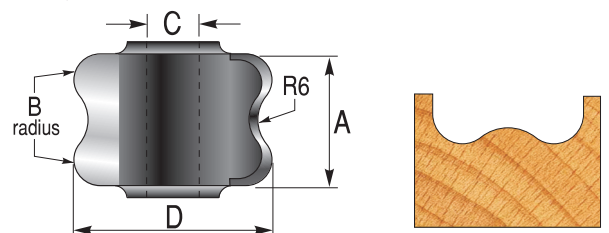
Ripple Edge

Part No.	A	B	C	D	E	bearing
T3470	19mm	25mm	8mm	35.5mm		TB915



Ripple Sunk

Part No.	A	B	C	D	E	bearing
T3472	19mm	3.5mm	8mm	32.8mm		TB915





PICTURE FRAME MOULDING

A range of router cutters designed by and exclusive to Wealden, specifically for producing picture frame mouldings.

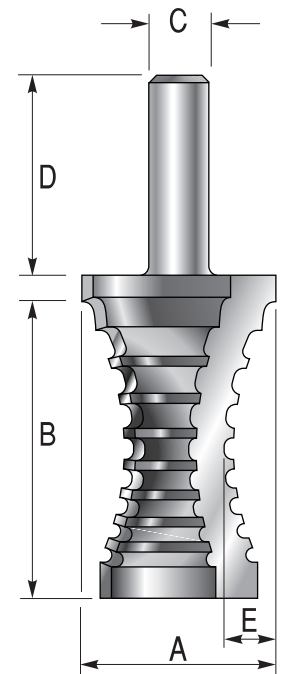
A router table is required to enable the accurate and safe production of mouldings. It should be noted, however, that some mouldings are large and not suited to the novice router user. The Venezia profile, in particular, needs to be cut in several passes to reach the full depth.

1 – venezia

Part No.	A	B	C	D	E
T3703 1/2	30mm	62mm	1/2	40mm	11.5mm

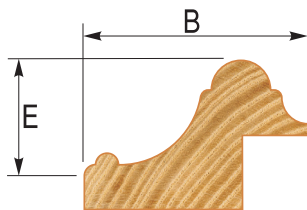


Suggested timber section 62w x 22h

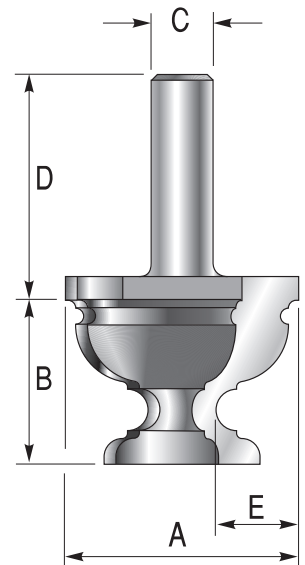


2 – lanterns

Part No.	A	B	C	D	E
T3705 1/2	45mm	32mm	1/2	40mm	15.5mm

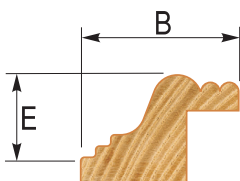


Suggested timber section 30w x 25h

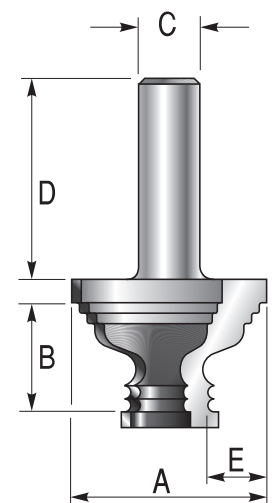


3 – wave

Part No.	A	B	C	D	E
T3709 1/2	38mm	21mm	1/2	40mm	12.5mm



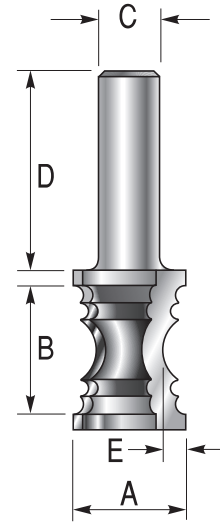
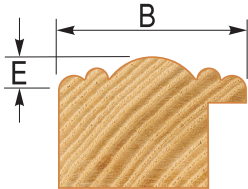
Suggested timber section 21w x 18h



PICTURE FRAME MOULDING

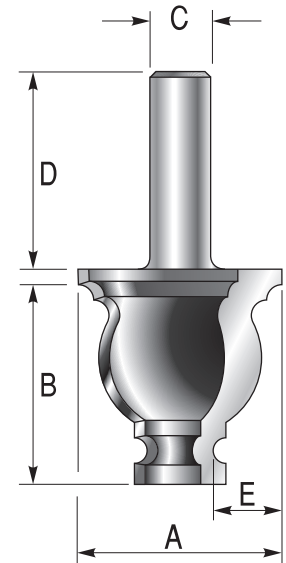

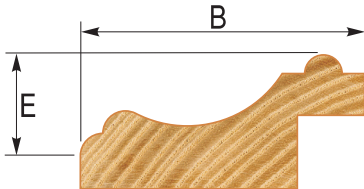
4 – ripple

Part No.	A	B	C	D	E
T3711 1/2	22mm	25mm	1/2	40mm	4.5mm



5 – victoria

Part No.	A	B	C	D	E
T3713 1/2	41mm	39mm	1/2	40mm	13.5mm



Suggested timber section 38w x 19h

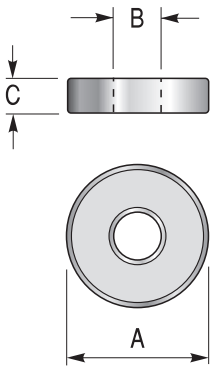
Application Notes:

Why go to the trouble of producing your own mouldings, when so many are available commercially to buy? Producing your own is certainly more cost effective, but it is also more satisfying and offers the choice of type of timber, finish and size. A router table is required to enable the accurate and safe production of mouldings. It should be noted, however, that some mouldings are large and not suited to the novice router user. The Venezia profile, in particular, needs to be cut in several passes to reach the full depth. The easiest and best method of producing mouldings is to cut them on the board then part them off after moulding. Alternatively, size the timber then attach it to a larger board with double-sided tape in order to hold it securely whilst cutting the profile.

Rebates can be cut on the router table with a straight 2 flute cutter or for better results use a rabbeting cutter or a tenon/surface trim. For small frames a single rebate will be satisfactory, but on larger sections and frames a double rebate will allow a back panel in 3mm or 4mm MDF to be fitted. This will strengthen the frame considerably. Mitres are best cut on a picture frame mitring machine but, failing this, hand mitre saws are readily available to buy. A mitre circular saw can also be used but ensure that the blade is running true or it will not produce an accurate joint.

BEARINGS

All bearings are available as spare parts. In many cases the bearing part number is detailed along with the cutter details. If not, then check the outside diameter "A" and bore diameter "B" and select the bearing from these tables.



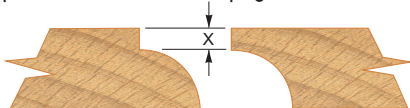
Part No.	A	B	C
TB206	6.0mm	2mm	3mm
TB311	6.0mm	3mm	2.5mm
TB250	1/4"	1/8"	3mm
TB312	7.0mm	3mm	3mm
TB316	8.0mm	3mm	3mm
TB315	8.0mm	3mm	4mm
TB208	8.0mm	4mm	4mm
TB320	9.0mm	3mm	4mm
TB209	9.0mm	4mm	4mm
TB375	3/8"	1/8"	4mm
TB380	3/8"	3/16"	3mm
TB385	3/8"	1/4"	3.2mm
TB394	10.0mm	3mm	4mm
TB210	10.0mm	4mm	4mm
TB420	10.0mm	6mm	3mm
TB450	11.0mm	3mm	5mm
TB211	11.0mm	4mm	4mm
TB410	11.0mm	5mm	5mm
TB451	12.0mm	3mm	4mm
TB212	12.0mm	4mm	4mm
TB645	12.0mm	8mm	3.5mm
TB501	1/2"	3mm	5mm
TB502	1/2"	1/8"	4.4mm
TB500	1/2"	3/16"	5mm
TB504	1/2"	1/4"	5mm
TB452	13.0mm	3mm	5mm
TB213	13.0mm	4mm	4mm
TB411	13.0mm	5mm	5mm
TB412	13.0mm	6mm	5mm
TB453	14.0mm	3mm	5mm
TB322	14.0mm	4mm	5mm
TB325	14.0mm	5mm	5mm
TB540	14.0mm	7mm	5mm
TB454	15.0mm	3mm	5mm
TB413	15.0mm	4mm	5mm
TB414	15.0mm	6mm	5mm
TB620	5/8"	3mm	5mm
TB625	5/8"	1/4"	5mm
TB216	16.0mm	4mm	5mm
TB407	16.0mm	5mm	5mm
TB655	16.0mm	8mm	5mm
TB670	17.0mm	3mm	6mm
TB675	17.0mm	4mm	6mm
TB665	17.0mm	6mm	6mm
TB680	18.0mm	3mm	4mm
TB925	18.0mm	12mm	4mm

Part No.	A	B	C
TB744	19.0mm	4mm	6mm
TB408	19.0mm	5mm	6mm
TB745	19.0mm	6mm	6mm
TB908	19.0mm	8mm	6mm
TB740	3/4"	3mm	7mm
TB748	3/4"	1/4"	7mm
TB575	3/4"	1/2"	5mm
TB750	20.0mm	3mm	6mm
TB760	20.0mm	1/4"	6mm
TB909	20.0mm	9mm	6mm
TB830	21.0mm	3mm	5mm
TB940	21.0mm	12mm	5mm
TB850	22.0mm	3mm	6mm
TB902	22.0mm	4mm	7mm
TB870	22.0mm	1/4"	6mm
TB550	22.0mm	7mm	7mm
TB910	22.0mm	8mm	7mm
TB840	22.0mm	10mm	6mm
TB904	24.0mm	3mm	7mm
TB880	24.0mm	1/4"	7mm
TB912	24.0mm	8mm	8mm
TB875	24.0mm	9mm	7mm
TB960	24.0mm	12mm	6mm
TB1023	24.0mm	15mm	7mm
TB885	26.0mm	3mm	8mm
TB890	26.0mm	1/4"	5mm
TB913	26.0mm	8mm	7mm
TB920	26.0mm	10mm	8mm
TB970	26.0mm	12mm	5mm
TB965	26.0mm	17mm	5mm
TB895	28.0mm	1/4"	8mm
TB915	28.0mm	8mm	9mm
TB980	28.0mm	12mm	8mm
TB975	28.5mm	1/2"	8mm
TB900	30.0mm	1/4"	7mm
TB917	30.0mm	8mm	7mm
TB1020	30.0mm	10mm	9mm
TB990	30.0mm	12mm	7mm
TB995	30.0mm	17mm	7mm
TB1024	30.0mm	17mm	7mm
TB1022	32.0mm	1/4"	10mm
TB1021	32.0mm	12mm	10mm
TB1027	33.3mm	1/2"	9.5mm
TB1025	35.0mm	17mm	10mm
TB1026	40.0mm	17mm	12mm

RULE JOINT CUTTER COMBINATIONS

A common requirement in furniture making is the production of rule joints. To produce this type of joint it is necessary to use an ovolo/round over cutter for the table and a core box cutter for the leaf. For the joint to work correctly, it is important for the centre line of the radius to be in line with the bottom of the table top and the hinge point. The round over on the table top should be cut first, then the leaf should be cut, using the core box cutter with a fence to control the cut depth. It is best to test this with some scrap timber of the same thickness until a satisfactory fit is achieved. The table on the right details the cutter pairs required to produce joints along with the recommended and maximum timber thickness they will cut. Please note that the maximum thickness will produce a joint with a large quirk dimension (X) which may look out of proportion.

N.B. Ovolo cutters need a round over or zero quirk bearing for this operation. See notes on page 23.



Core box cutters see page 25, Ovolo cutters see page 23.

Cutters		Timber thickness	
Core box	Ovolo	recommended	maximum
T406.4	T1 327	7	10
T409.5	T1 328	9	12
T412.7 T41 3½	T1 332 T1 333½	12	16
T416 T41 7½	T1 334 T1 335½	13	16
T419 T420½	T1 336 T1 337½	15	19
T425 T425.4½	T1 338 T1 339½	17	23
T432½	T1 341½	21	25
T438½	T1 342½	24	28
T450½	T1 344½	31	35

CYLINDER BORING BITS TC TIPPED

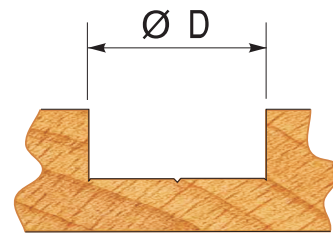
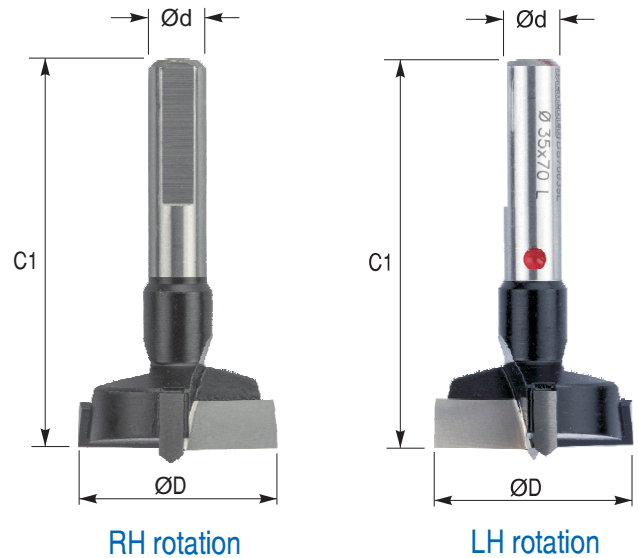


Tungsten carbide tipped boring bits with 2 pointed spurs, centring point and two blades. The drills have 10mm cylindrical shank with flat and length adjustment screw. They are available in standard RH rotation or LH rotation for multi-borers.

For use on multi-borers, automatics and CNC machines. Adaptors are available for using these bits in CNC machines (see below). They may also be used in 1/2" hand routers with the use of a 10mm x 1/2" reducer, part number TA7.

Suitable for cutting hard wood, soft wood and man made boards.

TCT boring bits				
Part No.		ØD	Ød	C1
RH	LH	mm	mm	mm
57.5mm length z=2+2				
DS57015R	DS57015L	15.0	10	57
DS57016R	DS57016L	16.0	10	57
DS57017R	DS57017L	17.0	10	57
DS57018R	DS57018L	18.0	10	57
DS57020R	DS57020L	20.0	10	57
DS57022R	DS57022L	22.0	10	57
DS57024R	DS57024L	24.0	10	57
DS57025R	DS57025L	25.0	10	57
DS57026R	DS57026L	26.0	10	57
DS57028R	DS57028L	28.0	10	57
DS57030R	DS57030L	30.0	10	57
DS57032R	DS57032L	32.0	10	57
DS57035R	DS57035L	35.0	10	57
DS57040R	DS57040L	40.0	10	57
70.0mm length z=2+2				
DS70015R	DS70015L	15.0	10	70
DS70016R	DS70016L	16.0	10	70
DS70018R	DS70018L	18.0	10	70
DS70020R	DS70020L	20.0	10	70
DS70025R	DS70025L	25.0	10	70
DS70026R	DS70026L	26.0	10	70
DS70030R	DS70030L	30.0	10	70
DS70035R	DS70035L	35.0	10	70
DS70040R	DS70040L	35.0	10	70
90.0mm length z=2+2				
DS90018R	-	18.0	10	90
DS90020R	-	20.0	10	90




MULTI BORING DRILL ADAPTORS

An adaptor to enable the use of multi-boring dowel drills with a 10mm flatted shank in routing machines. The drills are retained by 2 grub screws locking onto the flat of the drill.

PLEASE BE AWARE THAT THIS WILL INCREASE THE OVERALL LENGTH OF THE DRILL BY ABOUT 55mm SO MAY BE TOO LONG DEPENDING ON THE PLUNGE RANGE OF THE ROUTING MACHINE.

Part No.	Ød	OL	C1	ØD
DD510013	1/2"	75mm	25mm	10mm

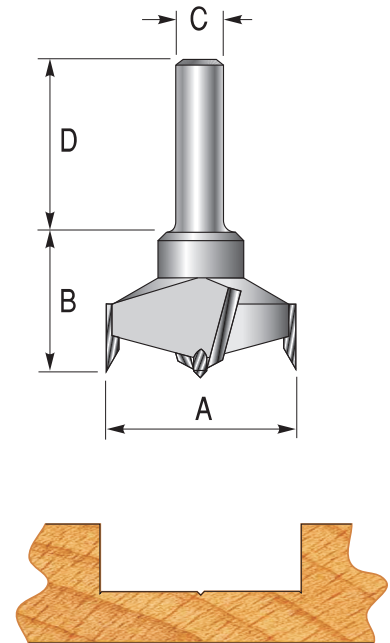


HINGE BORING BITS

A range of boring cutters to suit the popular sizes of concealed cabinet hinges and KD fittings. All sizes have a centre point and two scoring cutters and produce a clean flat bottomed hole in all timbers and particle boards. Cutters up to 26mm diameter may be used at speeds up to 25,000 rpm, however the larger cutters should ideally be used at speeds below 10,000 rpm in a pillar drill or similar, although a variable speed routing machine is also suitable. The TD1835R & TD1835L are for use in multi-boring machines and have a flatted shank and height adjustment screw. In addition to hinge sinking, these cutters are also ideal for any operation requiring a clean bored hole with a flat bottom.

NB. All cutters are right hand rotation EXCEPT TD1835L which is left hand.

Part No.	A	B	C	D	Rotation
T1815 - 8	15.0mm	26mm	8mm	36mm	RH
T1820 - 8	20.0mm	26mm	8mm	36mm	RH
T1820	20.0mm	26mm	3/8	36mm	RH
T1822	22.0mm	26mm	3/8	36mm	RH
T1825	25.0mm	26mm	3/8	36mm	RH
T1826	26.0mm	26mm	3/8	36mm	RH
T1830	30.0mm	28mm	3/8	36mm	RH
T1835 - 8	35.0mm	28mm	8mm	36mm	RH
T1835	35.0mm	28mm	3/8	36mm	RH
TD1835R	35.0mm	30mm	10mm	26mm	RH
TD1835L	35.0mm	30mm	10mm	26mm	LH
T1835A	35.0mm	28mm	1/2	36mm	RH
T1840	40.0mm	28mm	1/2	36mm	RH
T1850	50.0mm	28mm	1/2	36mm	RH



ADJUSTABLE BORING BIT

This single heavy duty cutter saves the cost of a whole range of boring bits.

Useful for those in-between sizes that are difficult or impossible to get.

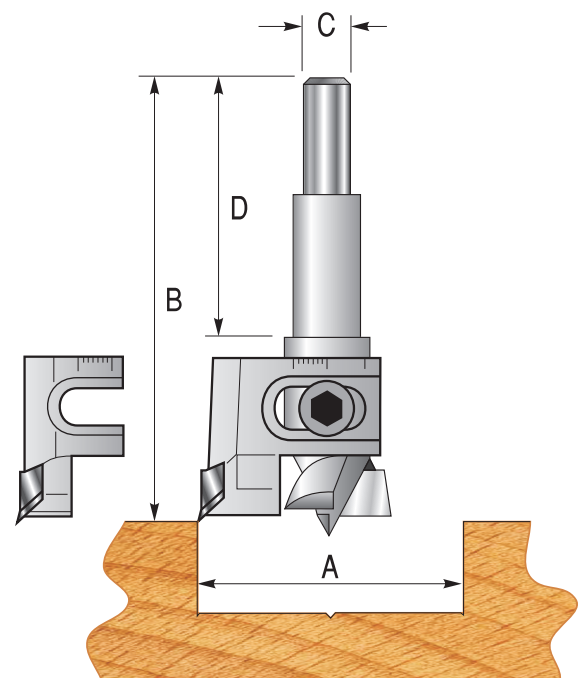
Produces clean accurate holes in all natural and man-made timbers.

- ✓ TC tipped cutting edges for effortless cutting in all materials
- ✓ Two adjustable cutting blades supplied to cover hole sizes from 24mm to 50mm
- ✓ Produces an extremely clean cut hole even in difficult materials
- ✓ Heavy duty construction - suitable for production work
- ✓ For use in boring machines, drills in drill stands, drill presses etc.

Part No.	A	B	C	D
D100	25 - 50mm	95mm	3/8	58mm

Replacement parts

Part No.	Description
D100SB	Replacement small blade
D100LB	Replacement large blade



WARNING - THIS CUTTER IS NOT SUITABLE FOR USE IN ROUTING MACHINES OR HAND HELD DRILLS. MAXIMUM SPEED 2,000 rpm.

ROUTER DRILLS

All cutters on this page are suitable for use in hand held or fixed routers and drilling machines. **Speed range 6,000 – 24,000 rpm.**

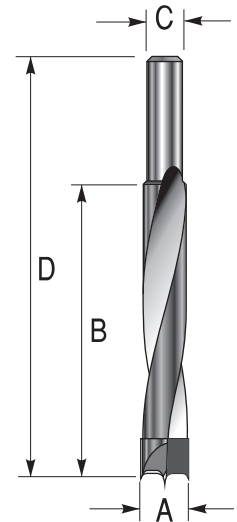
TCT dowel drills

Lip & spur

Part No.	A		B	CD	
	mm	inch		mm	inch
DA1004	4.8	3/16	35	1/4	57
DA1006	5.6	7/32	35	1/4	57
DA1008	6.3	1/4	45	1/4	70
DA1025	5.0		35	1/4	57
DA1026	6.0		45	1/4	70
DA1028	8.0		45	1/4	70
DA1030	10.0		45	1/4	70
DA1032	12.0		45	1/4	70
DA1225	5.0		45	8mm	70
DA1230	10.0		45	8mm	70

A range of TC tipped dowel drills for use in routers or drilling machines. The lip and spur solid carbide drill head ensures a clean cut hole in all timbers and man made boards.

NOT SUITABLE for use in low speed & cordless drills.

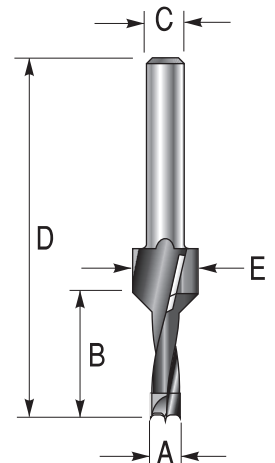
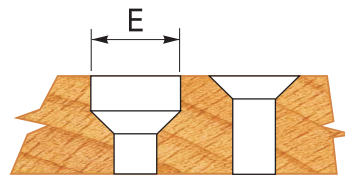


TCT drill/countersink/counterbore

Lip & spur

Part No.	A		B	C	D	E	wood screw size
	inch	mm					
DB1014	3/16	4.8	20	1/4	60	9.5	No. 8
DB1016	7/32	5.6	20	1/4	60	12.0	No.10
DB1018	1/4	6.3	20	1/4	60	16.0	No.12

These drill bits produce a clearance hole for a wood screw, countersink the hole and finally produce a counterbored hole. Plugs to fit the counterbored hole may be produced with the plug makers listed on page 117. These drills are suitable for use in routing machines or drill presses. All cutting edges are TC tipped, ensuring a long service life whether cutting solid timber or man made boards.

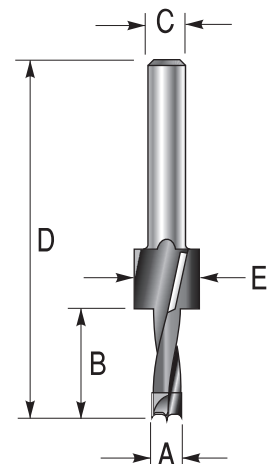
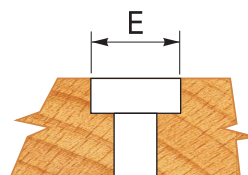


TCT drill/counterbore

Lip & spur

Part No.	A		B	C	D	E	wood screw size
	inch	mm					
DB1034	3/16	4.8	20	1/4"	60	9.5	No. 8
DB1036	7/32	5.6	20	1/4"	60	12.0	No.10
DB1038	1/4	6.3	20	1/4"	60	16.0	No.12
DB1042		6.3	20	8mm	60	8.6	-
DB1044		7.0	20	8mm	60	8.6	-
DB1046		7.8	20	8mm	60	9.9	-

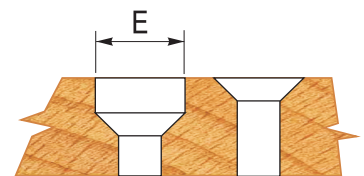
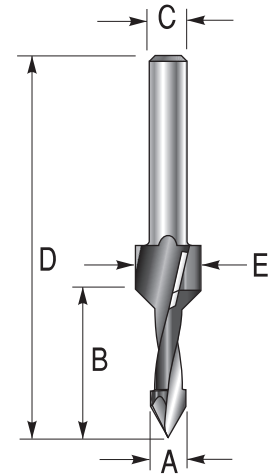
These bits will drill a hole for a bolt, panhead screw or similar and then produce a counterbored hole. These drills are suitable for use in routing machines or drill presses. All cutting edges are TC tipped, ensuring a long service life whether cutting solid timber or man made boards.



ROUTER/HAND DRILLS

These drill bits produce a clearance hole for a wood screw, countersink the hole and finally produce a counterbored hole. Plugs to fit the counterbored hole may be produced with the plug makers listed on page . These drills are suitable for use in routing machines or hand drills. The V point design ensures that these drills are easy to start and give a clean cut.

NOT SUITABLE for use in low speed & cordless drills, as best results are achieved at speeds above 1500 rpm.




TCT drill/countersink/counterbore						60° V point
Part No.	A	B	C	D	E	wood screw
	mm	mm	mm	mm	Plug dia. mm	mm
DB3035	4.0	30	8.0	75	10.0	4.0
DB3040	4.5	30	8.0	75	10.0	4.5
DB3050	5.5	30	8.0	75	12.0	5.5
DB3060	6.5	30	8.0	75	14.0	6.5

HSS DOWEL DRILLS

Lip and spur (form C) dowel drills with 1/4" hexagonal shank suitable for all universal quick release holders and conventional drill chucks. For use on all timber materials, fast accurate cutting with centring point.

HSS dowel drills					Lip & spur
Part No.	A	B	CD		
	mm	inch	mm	inch	mm
D63030	3.00	33	1/4	74	
D63040	4.00	44	1/4	88	
D63050	5.00	52	1/4	100	
D63060	6.00	57	1/4	107	
D63080	8.00	75	1/4	117	
D63100	10.00	87	1/4	133	



SOLID TC LIP & SPUR DRILLS

A range of solid tungsten carbide drills in small sizes for drilling in abrasive timber and man made boards. The lip and spur point ensures a clean entry cut. Chucks are also available for mounting them in multi-boring machines.

These drills are available in either RH or LH rotation.

Solid TC drills		Lip and spur point			
Part No.		A	B	C	D
RH	LH	diameter mm	drill length mm	shank mm	overall mm
NDR3900202	NDL3900202	2.0	18	2.0	50
NDR3900303	NDL3900303	3.0	18	3.0	50
NDR3900404	NDL3900404	4.0	20	4.0	50
NDR3900505	NDL3900505	5.0	25	5.0	50

MULTI BORING DRILL CHUCKS


These chucks are for use in multi-boring machines to mount the above solid tungsten carbide drills. The chucks are available in various sizes to suit the drill diameter and have a 10mm flatted shank.

Part No.	A	B	C	D
DD519020	2.0mm	15mm	10mm	39mm
DD519030	3.0mm	15mm	10mm	45mm
DD519040	4.0mm	15mm	10mm	45mm
DD519050	5.0mm	15mm	10mm	45mm



MULTI BORING DRILL ADAPTOR

An adaptor to enable the use of multi-boring dowel drills with a 10mm flatted shank in 1/2" routing machines. The drills are retained by 2 grub screws locking onto the flat of the drill.


Part No.	A	B	C	D
DD510013	10mm	25mm	1/2"	75mm



also
CNC



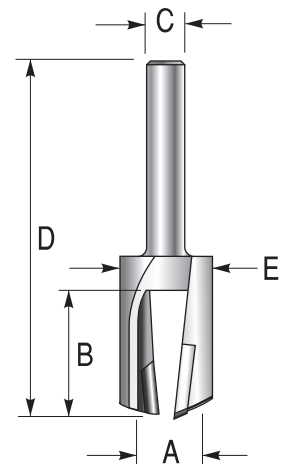
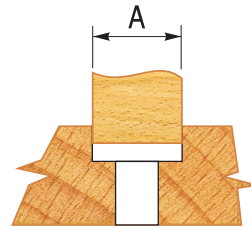
also
CNC



PLUG CUTTERS

TCT plug cutters

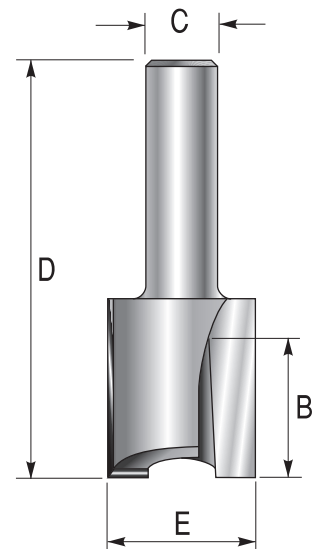
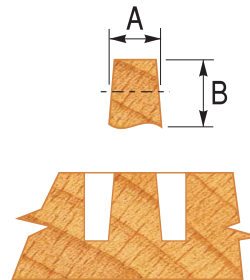
Part No.	A mm	B max. mm	C inch	D mm	E body dia mm
DB2020	9.5	20	1/4	58	16
DB2022	10.0	20	1/4	58	16
DB2025	12.0	20	1/4	58	18
DB2030	16.0	20	1/4	58	22



These 2 flute TC tipped plug or pellet cutters are suitable for use in routers or drilling machines with a speed range of 3,500 – 12,000 rpm. They will produce parallel plugs in solid timber and man made materials and may be used in conjunction with the drill/countersink and counterbore cutters on page 13.

TCT taper plug cutters

Part No.	A fits hole size		B max inch	C mm	D mm	E body dia mm
	inch	mm				
DB2116	5/8	16.0	18	1/2	72	30
DB2119	3/4	19.0	18	1/2	72	33



These 2 flute TC tipped cutters will produce a tapered plug which will ensure a tight fit in a drilled hole of the nominal diameter "A".

WARNING – THIS TAPER PLUG CUTTER IS **NOT** SUITABLE FOR USE IN ROUTING MACHINES OR HAND HELD DRILLS.

RUN AT A MAXIMUM SPEED OF 5,000 rpm.

ENSURE THAT THE TIMBER IS CLAMPED SECURELY BEFORE USE.

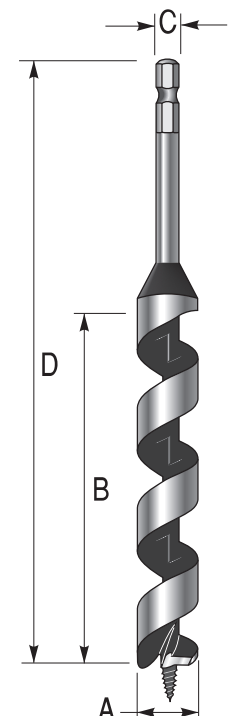
AUGER BITS

Auger bits

Screw centre point and spurs

Part No.	A mm	B mm	C mm	D mm
DH1006	6.00	150	5.5 dia	235
DH1008	8.00	150	7 hex	235
DH1010	10.00	150	9 hex	235
DH1012	12.00	150	11 hex	235
DH1014	14.00	150	11 hex	235
DH1016	16.00	150	12 hex	235
DH1018	18.00	150	12 hex	235
DH1020	20.00	140	11 hex	235
DH1022	22.00	135	11 hex	235
DH1025	25.00	130	11 hex	235
DH1032	32.00	125	11 hex	235

A range of auger bits mostly with hexagonal shanks, made of high grade carbon steel with a single flute and threaded centre point. Precision ground cutting spurs and unique step-in body design optimise speed and rapid chip removal. For drilling deep, clean holes in both hard and soft wood.



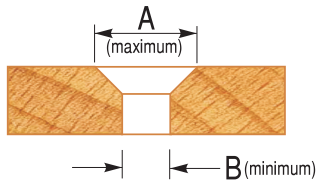
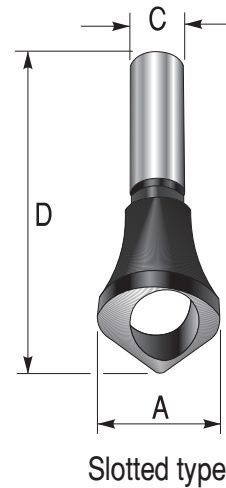
COUNTERSINK BITS IN HSS

HSS countersink		90° V point		
Part No.	A mm	B mm	C mm	D mm
DW200	18.0	6.0	10mm	64
DM540	8.0	2.0	6mm	45
DM640	12.0	5.0	8mm	45
DM740	16.0	10.0	10mm	65

Slotted type (DW and DM part nos.)

Countersink & deburring tool in HSS cobalt. The single flute formed by the central hole gives a planing action, resulting in a faster cut with less effort and a very smooth finish, even on difficult timbers with interlocked grain.

Also suitable for use on aluminium and other metals.

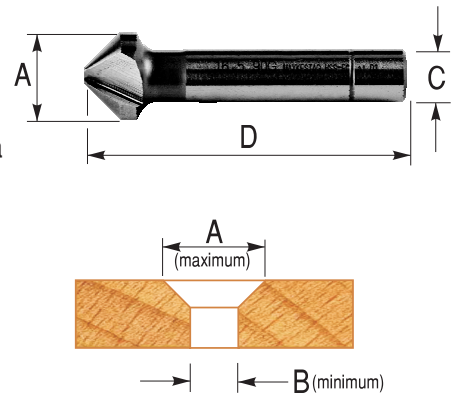


THREE FLUTE HSS COBALT COUNTERSINK BITS

HSS countersink		90° V point		
Part No.	A mm	B mm	C mm	D mm
DC008	8.3	2.0	6mm	50
DC010	10.4	2.5	6mm	50
DC012	12.4	2.8	8mm	56
DC016	16.5	3.2	10mm	60
DC025	25.0	3.8	10mm	67

Countersink & deburring tool in HSS cobalt. Ideal for long chip materials such as aluminium and as a countersink with a faster cut rate for timber, as well as composite and laminated boards.

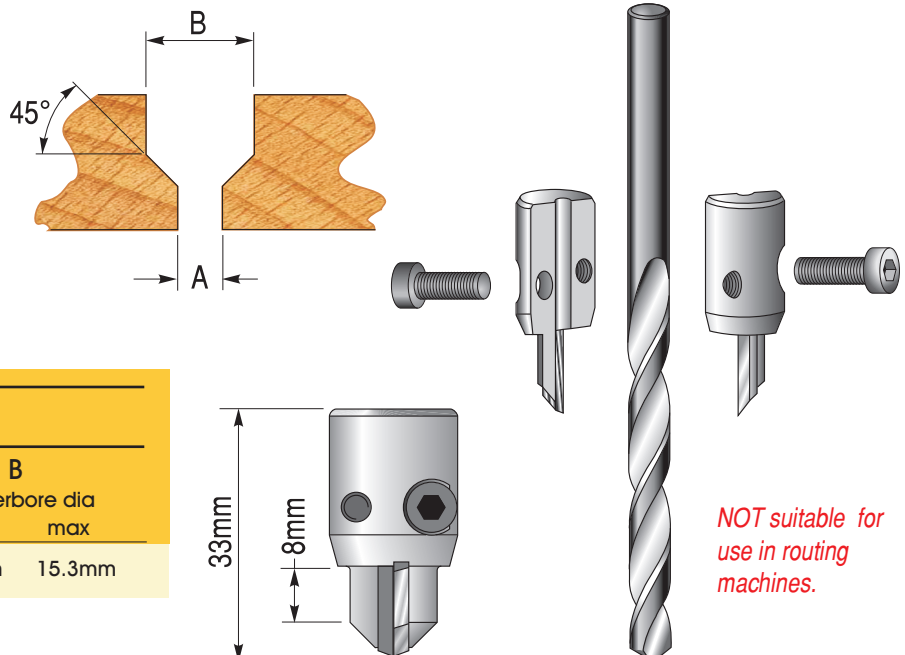
Professional quality bits manufactured to DIN335C suitable for ferrous and non-ferrous metals, synthetic materials and hardwoods offering long life and a smooth finish without burrs.



UNIVERSAL COUNTERSINK – TCT

A TC tipped countersink/counterbore which fixes onto any standard drill between 3.0mm and 7.2mm diameter (drill not included).

Two allen screws are used to clamp the cutter onto the drill at the desired position. The cutting edges should be aligned with the flutes of the drill.



TCT adjustable countersink				
Part No.	A		B	
	drill diameter min	drill diameter max	counterbore dia min	counterbore dia max
DA2000	3.0mm	7.2mm	11.0mm	15.3mm

NOT suitable for use in routing machines.

TWIST DRILLS

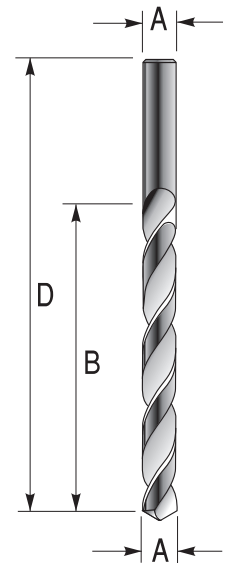
HSS jobber drills

Part No.	A mm	B mm	D mm
DJ0010	1.00	12	34
DJ0015	1.50	18	40
DJ0020	2.00	24	49
DJ0025	2.50	30	57
DJ0030	3.00	33	61
DJ0035	3.50	39	70
DJ0040	4.00	43	75
DJ0045	4.50	47	80
DJ0050	5.00	52	86
DJ0055	5.50	57	93
DJ0060	6.00	57	93
DJ0065	6.50	63	101
DJ0070	7.00	69	109
DJ0075	7.50	69	109
DJ0080	8.00	75	117
DJ0085	8.50	75	117
DJ0090	9.00	81	125
DJ0095	9.50	81	125
DJ0100	10.00	87	133
DJ0105	10.50	87	133
DJ0110	11.00	94	142
DJ0115	11.50	94	142
DJ0120	12.00	101	151
DJ0125	12.50	101	151
DJ0130	13.00	101	151

Industrial quality HSS jobber drills manufactured to DIN 338 standard. These quality HSS drills are suitable for drilling in many materials including metals, plastics, timber, etc.

Please note:

These drills are 118° V point and are not available in lip and spur configuration.



FLAT BITS

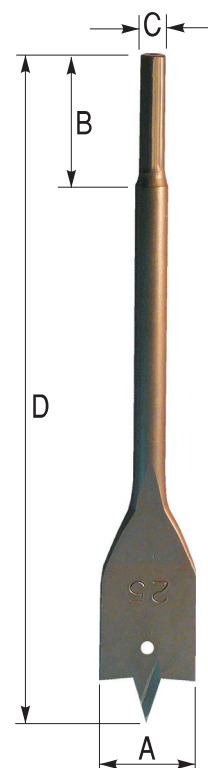
Flat bits

Part No.	A mm	B mm	C mm	D mm
DE2006	6.00	-	5 dia	152
DE2008	8.00	30	5 hex	158
DE2010	10.00	30	6 hex	158
DE2012	12.00	30	6 hex	158
DE2013	13.00	30	6 hex	168
DE2016	16.00	30	6 hex	168
DE2019	19.00	30	6 hex	170
DE2020	20.00	30	6 hex	170
DE2022	22.00	30	6 hex	170
DE2025	25.00	30	6 hex	170
DE2026	26.00	30	6 hex	170
DE2028	28.00	30	6 hex	170
DE2032	32.00	30	6 hex	170
DE2035	35.00	30	6 hex	170
DE2038	38.00	30	6 hex	170
Flat bit extension bar:				
DE2300	-	30	8 hex	340
DE2310	-	30	6 hex	300

A quality flat bit manufactured in Japan, all except the smallest having a hex shank. Precision grinding and hardening produces a sharp tool and ensures a clean cut for fast and precise drilling in both soft and hard timbers.

With the aid of the extension bar, deep drilling through beams etc. is possible.

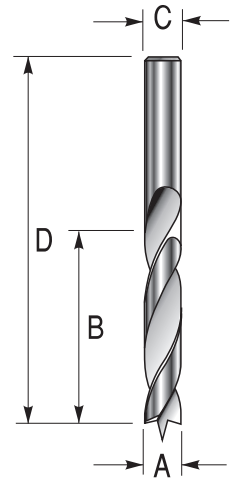
These type of bits operate better in mains-powered tools where the speed is higher than in battery-driven portable machines.



TWIST DRILLS

Lip & spur drills			Centre point	
Part No.	A mm	B mm	C mm	D mm
D0300	3.00	33	3.0	61
D0400	4.00	43	4.0	75
D0500	5.00	52	5.0	86
D0600	6.00	57	6.0	93
D0700	7.00	69	7.0	109
D0800	8.00	75	8.0	117
D0900	9.00	81	9.0	125
D1000	10.00	87	10.0	133
D1100	11.00	94	9.5	142
D1200	12.00	101	9.5	151
D1300	13.00	101	9.5	151
D1400	14.00	108	9.5	160
D1500	15.00	114	9.5	169
D1600	16.00	120	9.5	178
D1800	18.00	120	9.5	191
D2000	20.00	120	9.5	191

Lip and spur twist drills with cylindrical shanks and centre spur with forward bevelled edges. Suitable for drilling blind holes in hard and soft wood. Also suitable for drilling dowel holes. A general purpose drill for the woodworker.

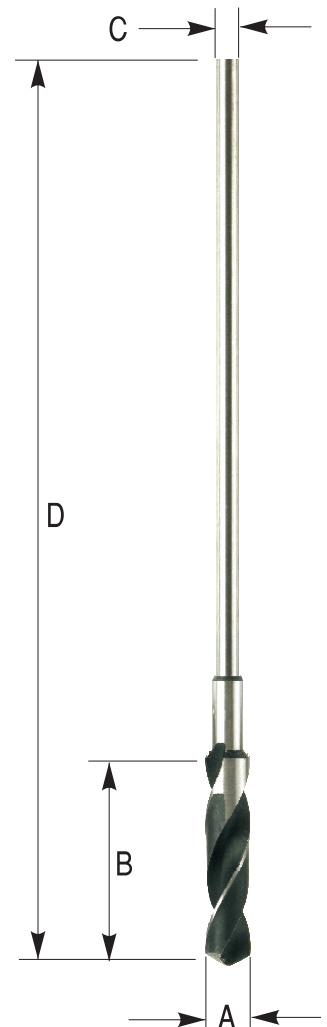


Long series frame drills			100° V point	
Part No.	A mm	B mm	C mm	D mm
D0804	8.00	120	6.0	400
D1004	10.00	120	8.0	400
D1204	12.00	120	8.0	400
D1404	14.00	120	8.0	400
D1604	16.00	120	10.0	400
D1804	18.00	120	10.0	400
D2004	20.00	120	10.0	400
D0806	8.00	120	8.0	600
D1006	10.00	120	8.0	600
D1206	12.00	120	8.0	600
D1606	16.00	135	8.0	600
D1806	18.00	135	10.0	600
D2006	20.00	135	10.0	600
D1008	10.00	120	8.0	800
D1208	12.00	120	8.0	800
D1808	18.00	135	10.0	800
D2008	20.00	135	9.5	800

Drills with extended shanks for drilling through timber – plasterboard studwork etc. They are also suitable for deep drilling in planks, beams, joists etc.

It should be noted that these drills are only partly fluted and are used mainly in the joinery and building industries.

Available in four lengths up to a maximum of 800mm.



TWIST DRILLS

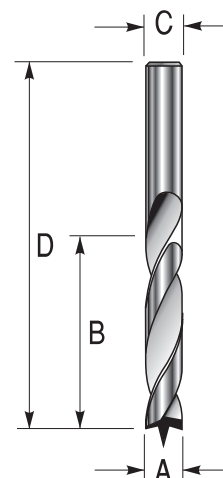
TC tipped drills

Centre point

Part No.	A mm	B mm	C mm	D mm
D8250	4.00	32	4.0	75
D8252	5.00	34	5.0	86
D8253	6.00	36	6.0	93
D8255	7.00	40	7.0	109
D8256	8.00	42	8.0	117
D8257	9.00	44	9.0	125
D8258	10.00	46	10.0	133
D8260	12.00	50	12.0	151

TC tipped drills with cylindrical shanks, centre point and forward bevelled cutting edges.

For drilling MDF, chipboard, plywood and all man-made boards etc.



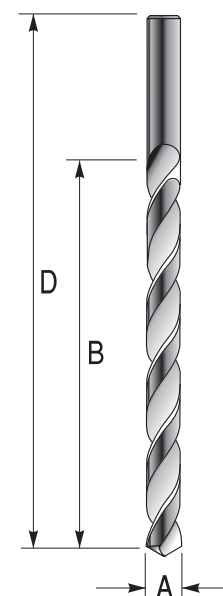
HSS long series drills

Part No.	A mm	B mm	D mm
DL010	1.00	33	55
DL015	1.50	43	69
DL020	2.00	55	85
DL025	2.50	62	92
DL030	3.00	64	95
DL032	3.20	68	104
DL035	3.50	72	108
DL040	4.00	75	116
DL045	4.50	80	120
DL048	4.80	85	125
DL050	5.00	85	125
DL055	5.50	87	135
DL060	6.00	90	135
DL065	6.50	95	145
DL070	7.00	95	151
DL075	7.50	95	151
DL080	8.00	102	160
DL085	8.50	102	160
DL090	9.00	112	170
DL095	9.50	115	170
DL100	10.00	115	175

Industrial quality HSS drills manufactured to DIN 340 standard. These long series drills are suitable for deep drilling in many materials including metals, plastics, timber, etc.

Please note:

These drills are 118° V point and are not available in lip and spur configuration.



HSS extra long series drills

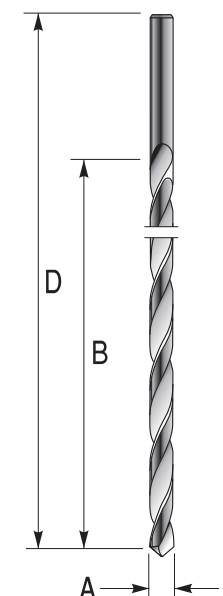
Part No.	A mm	B mm	D mm
DX020	2.00	85	125
DX025	2.50	95	140
DX030	3.00	130	190
DX035	3.50	180	265
DX040	4.00	190	280
DX045	4.50	200	295
DX050	5.00	210	315
DX055	5.50	225	330
DX060	6.00	225	330
DX065	6.50	235	350
DX070	7.00	250	370
DX075	7.50	250	370
DX080	8.00	265	390
DX085	8.50	265	390
DX090	9.00	280	410
DX095	9.50	280	410
DX100	10.00	295	430

Industrial quality HSS drills manufactured to DIN 1869 standard. These extra long series drills are suitable for deep drilling in many materials including metals, plastics, timber, etc.

Special care needs to be taken with these extra length drills to avoid breakage.

Please note:

These drills are 118° V point and are not available in lip and spur configuration.



MULTI BORING DOWEL DRILLS

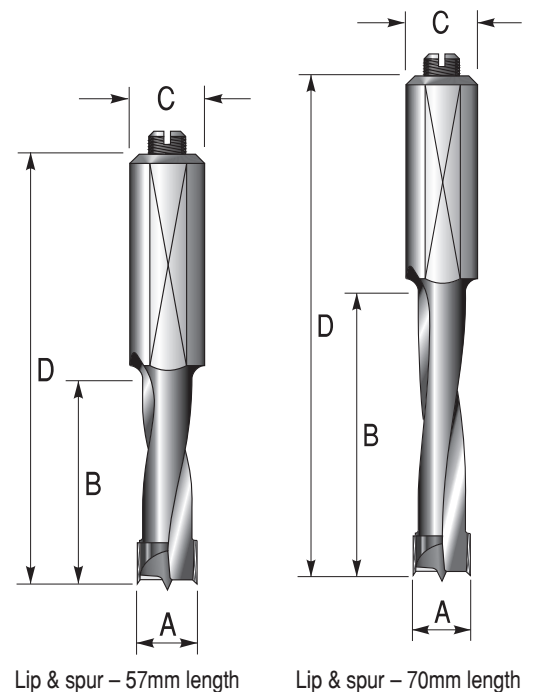
A range of multi-boring dowel drills, available in Left Hand and Right Hand rotation, suitable for use in single and multi-head boring machines. The tools have a 10mm shank which incorporates a flat for secure location and a grub screw in the shank end for precise height adjustment. Solid Tungsten Carbide tips make the drills suitable for use in solid timbers and man-made boards. Two point types are available: lip & spur for blind hole and 60° V point for through hole drilling.

A drill adaptor is available to allow these to be mounted in a 1/2" routing machine - see page 116

- ◆ TCT drills for multi boring machines
- ◆ Shanks are 10mm with one flat and adjustment grub screw
- ◆ Colour coded – black for RH rotation and red for LH rotation
- ◆ Solid Tungsten Carbide drilling tip for superior performance & life
- ◆ Available in lip & spur and 60° V point

TCT dowel drills		Lip & spur 57mm – shank Ø10mm x 27mm				
Part No.		A		B	C	D
RH	LH	diameter	inch	drill length	shank	overall
		mm		mm	mm	mm
DD57030R	DD57030L	3.0		25	10	57
DD57040R	DD57040L	4.0		25	10	57
DD57050R	DD57050L	5.0		25	10	57
DD57060R	DD57060L	6.0		25	10	57
DD57070R	DD57070L	7.0		25	10	57
DD57075R	DD57075L	7.5		25	10	57
DD57080R	DD57080L	8.0		25	10	57
DD57095R	DD57095L		3/8	25	10	57
DD57100R	DD57100L	10.0		25	10	57
DD57120R	DD57120L	12.0		25	10	57
DD57150R	DD57150L	15.0		25	10	57
DD57160R	DD57160L	16.0		25	10	57
DD57170R	DD57170L	17.0		25	10	57

TCT dowel drills		Lip & spur 70mm – shank Ø10mm x 30mm				
Part No.		A		B	C	D
RH	LH	diameter	inch	drill length	shank	overall
		mm		mm	mm	mm
DD70030R	DD70030L	3.0		32	10	70
DD70040R	DD70040L	4.0		35	10	70
DD70050R	DD70050L	5.0		35	10	70
DD70060R	DD70060L	6.0		35	10	70
DD70063R	–		1/4	35	10	70
DD70075R	DD70075L	7.5		35	10	70
DD70080R	DD70080L	8.0		35	10	70
DD70095R	DD70095L		3/8	35	10	70
DD70100R	DD70100L	10.0		35	10	70
DD70120R	DD70120L	12.0		35	10	70

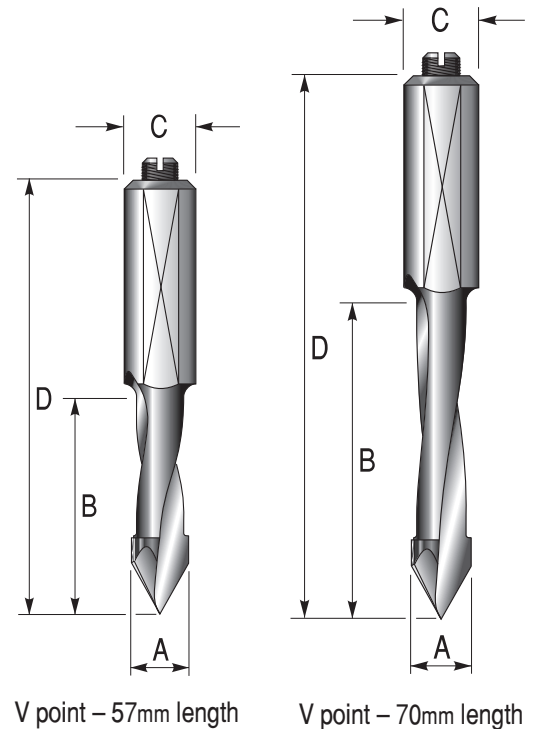


MULTI BORING DOWEL DRILLS

A range of multi-boring dowel drills, available in Left Hand and Right Hand rotation, suitable for use in single and multi-head boring machines. The tools have a 10mm shank which incorporates a flat for secure location and a grub screw in the shank end for precise height adjustment. Solid Tungsten Carbide tips make the drills suitable for use in solid timbers and man-made boards. Two point types are available: lip & spur for blind hole and 60° V point for through hole drilling.

TCT dowel drills		60° V point 57mm – shank Ø10mm x 27mm				
Part No.		A		B	C	D
RH	LH	diameter mm inch	drill length mm	shank mm	overall mm	
DV57040R	DV57040L	4.0	25	10	57	
DV57050R	DV57050L	5.0	25	10	57	
DV57060R	DV57060L	6.0	25	10	57	
DV57080R	DV57080L	8.0	25	10	57	
DV57100R	DV57100L	10.0	25	10	57	
DV57120R	DV57120L	12.0	25	10	57	

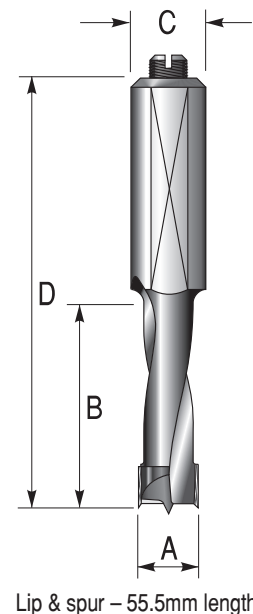
TCT dowel drills		60° V point 70mm – shank Ø10mm x 30mm				
Part No.		A		B	C	D
RH	LH	diameter mm inch	drill length mm	shank mm	overall mm	
DV70040R	DV70040L	4.0	35	10	70	
DV70050R	DV70050L	5.0	35	10	70	
DV70060R	DV70060L	6.0	35	10	70	
DV70075R	DV70075L	7.5	35	10	70	
DV70100R	DV70100L	10.0	35	10	70	
DV70120R	DV70120L	12.0	35	10	70	



MULTI BORING DOWEL DRILLS

Right Hand rotation TC tipped lip and spur dowel drills, for use in hand routers and CNC routers with 8mm collets.

TCT dowel drills		Lip & spur 55.5mm – shank Ø8mm x 25mm			
Part No.		A	B	C	D
RH		diameter	drill length	shank	overall
DF55050R		3.0	30	8.0	55.5
DF55060R		4.0	30	8.0	55.5
DF55080R		5.0	30	8.0	55.5
DF55100R		6.0	30	8.0	55.5
DF55120R		7.5	30	8.0	55.5

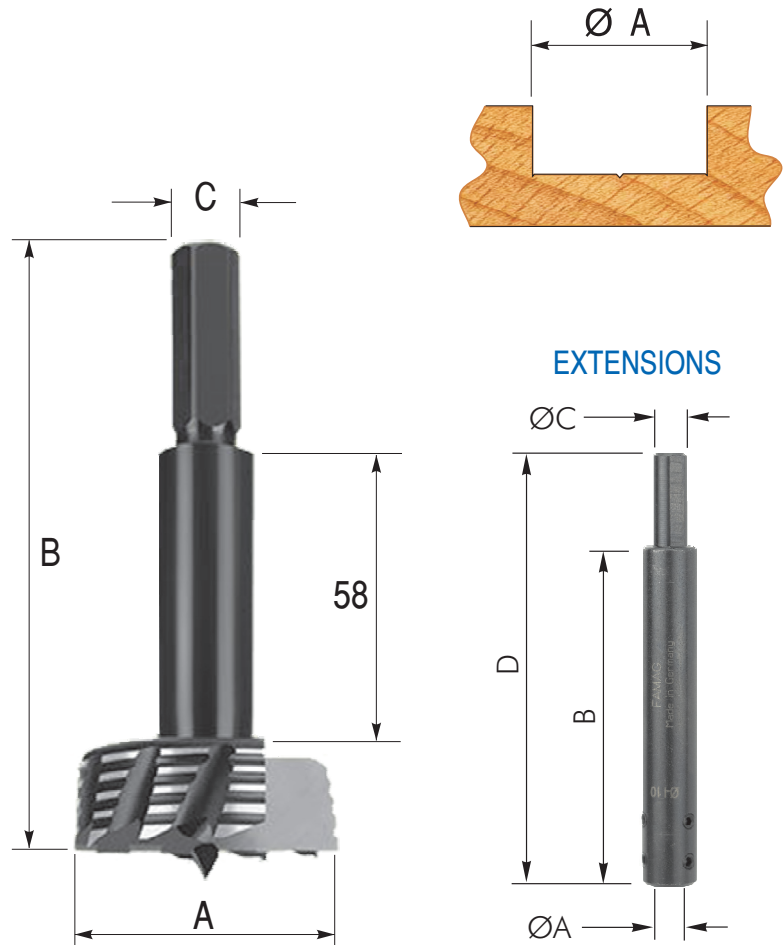


FAMAG BORMAX 2 FORSTNER

A range of high quality HSS bits manufactured in Europe offering ultimate performance with extended life. These bits offer rapid drilling in softwood as well as hardwood, chipboard, MDF etc.

These bits have hexagonal shanks with an overall diameter of dimension 'C.' Very high lifetime due to the Bormax geometry.

Bormax Forstner bits				HSS
Part No.	A	B	C dia	
	mm	mm	mm	
DN0012	12.0	90	8	
DN0013	13.0	90	8	
DN0014	14.0	90	8	
DN0015	15.0	90	8	
DN0016	16.0	90	8	
DN0018	18.0	90	8	
DN0019	19.0	90	8	
DN0020	20.0	90	8	
DN0022	22.0	90	10	
DN0023	23.0	90	10	
DN0024	24.0	90	10	
DN0025	25.0	90	10	
DN0026	26.0	90	10	
DN0030	30.0	90	10	
DN0032	32.0	90	10	
DN0035	35.0	90	10	
DN0036	36.0	90	10	
DN0038	38.0	90	10	
DN0040	40.0	90	10	
DN0045	45.0	90	10	
DN0050	50.0	90	10	
DN0054	54.0	90	10	



FAMAG EXTENSIONS

Extensions for use with the Famag range of forstner bits. The "A" diameter is a hole which will accept the hexagonal shank of the bits, which are then locked by 4 grub screws.

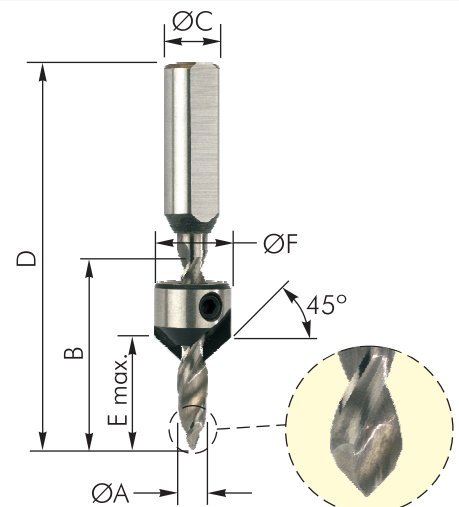
N.B. The body of the extension is 16mm in diameter and therefore NOT SUITABLE for use with sizes below 18mm diameter.

Part No.	A	B	C	D
DN0100	8.0mm	100mm	10mm	125mm
DN0105	8.0mm	220mm	10mm	250mm
DN0200	10.0mm	100mm	10mm	125mm
DN0205	10.0mm	220mm	10mm	250mm

STC DOWEL DRILLS WITH COUNTERSINK

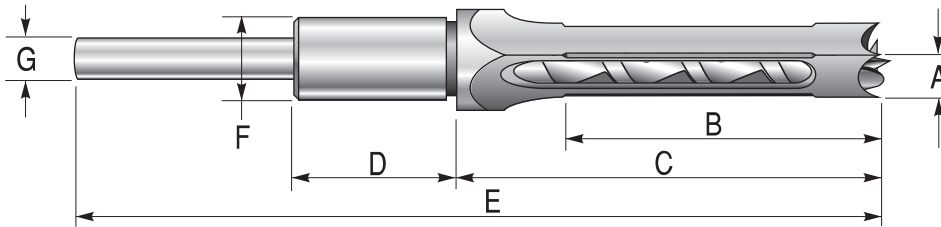
A range of Right Hand rotation multi-boring dowel drills, suitable for use in single and multi-head boring machines. The tools have a 10mm shank which incorporates a flat for secure location and a grub screw in the shank end for precise height adjustment. Solid Tungsten Carbide tips and drills, suitable for use in solid timbers and man-made boards. V point design for through hole drilling.

Part No.	ØA	B	ØC	D	E max	ØF
DG7035050R	5.0mm	35mm	10mm	70mm	28mm	14mm
DG7035055R	5.5mm	35mm	10mm	70mm	28mm	14mm





MORTICE CHISEL & AUGER SETS



Part No.	A inch	A mm	B	C	D	E	F	G
DMC0635	1/4	6.35	40mm	92mm	40mm	206mm	20.58mm	4.4mm
DMC0793	5/16	7.81	50mm	98mm	40mm	206mm	20.58mm	5.9mm
DMC0953	3/8	9.53	60mm	98mm	40mm	208mm	20.58mm	7.1mm
DMC1111	7/16	11.11	70mm	100mm	40mm	206mm	20.58mm	8.5mm
DMC1270	1/2	12.70	74mm	96mm	40mm	208mm	20.58mm	9.4mm
DMC1429	9/16	14.29	90mm	126mm	40mm	220mm	20.58mm	10.6mm
DMC1588	5/8	15.88	90mm	114mm	40mm	220mm	20.58mm	11.9mm
DMC1905	3/4	19.05	90mm	122mm	40mm	230mm	20.58mm	12.0mm

A range of industrial quality hollow square mortice chisel sets, comprising chisel and auger. Manufactured from high quality hardened and tempered carbon steel. Chisels are finely ground and polished with honed cutting edges. Chisel sets are supplied with the auger shank overlength to suit most machines. This will need to be shortened before the first use. Chisel shank diameter (F) is 13/16" (20.6mm).

Available in Imperial sizes only, but metric equivalents are also shown.

MULTICUT – TCT DRILL SET

These tungsten carbide tipped drills are specially ground to enable the precision drilling of materials such as tiles, natural stone, metal, wood and plastics. They are particularly useful when fixing battens etc. where the timber and walls can be drilled without having to change drill bits.




TCT multicut drill set					
Part No.	drill diameters in set				
DMC410	4mm	5mm	6mm	8mm	10mm

HSS-COBALT JOBBER DRILL SETS

Cobalt alloyed jobber drills with high heat resistance suitable for drilling most materials including high alloyed steels and stainless steel. These drills are manufactured to DIN338RN in bright finish with 130 degree cross cut point.

HSS-cobalt drill sets		130° V point
Part No.	set contents	
DHC06	6 pcs. (2, 3, 4, 5, 6 and 8mm) in plastic pack	
DHC19	19 pcs. (1.0 – 10.0mm in 0.5mm steps)	
DHC25	25 pcs. (1.0 – 13.0mm in 0.5mm steps)	



EZE-LAP DIAMOND SHARPENERS

Maintenance of cutters is important and keeping a sharp edge on cutters will ensure a good finish to the work and longer cutter life. The diamond hand lap is ideal for honing router cutters and the fine grade is suitable for most general sharpening. For a really fine finish to the cutting edge give the cutter an extra hone with the superfine grade.

The covers of the EZE-fold hone fold back to provide a substantial handle. The overall length when open is 225mm. Part numbers SL031 & SL032 are double sided.

Bench stones are available in various sizes and have a substantial 6.3mm thick metal back plate. A stone holder is available with non-slip rubber feet to provide stable support when using the sharpening stone.


The shaft type hones are ideal for sharpening knife blades etc. The SL035 features a substantial brass handle/cover whilst the SL034 has a pen cover with a 'D' shaped rod.

NB All sizes quoted below refer to the size of the diamond sharpening area.



Hand laps

Part No.	Size	Grade
SL001	50mm x 19mm	Superfine
SL002	50mm x 19mm	Fine
SL003	50mm x 19mm	Medium
SL004	50mm x 19mm	Coarse



DIAMOND GRITS

Superfine	1200
Fine	600
Medium	400
Coarse	250

EZE-Fold hones

Part No.	Size	Grade
SL026	100mm x 19mm	Superfine
SL027	100mm x 19mm	Fine
SL028	100mm x 19mm	Medium
SL029	100mm x 19mm	Coarse
SL031	100mm x 19mm	Superfine/Medium
SL032	100mm x 19mm	Fine/Coarse




What's special about EZE-LAP diamond sharpeners?

Made in the USA using a patented process that traps the diamond particles in a hard stainless alloy. This process produces a consistent, flat, long-lasting product that has approximately 40% more diamond cutting area than the perforated type. There is no need to use any water when sharpening with EZE-LAP products but the diamond faces benefit from an occasional de-clogging with soap and water and a scrubbing brush.

- Fine grade is fast cutting and suitable for most honing operations
- Ideal for carbide cutters, planer knives and all types of cutting tools.
- All bench stones are 6.3mm thick and supplied complete with a leather pouch.

Bench stones

Part No.	Size	Grade
SL014	150mm x 50mm	Fine
SL015	150mm x 50mm	Medium
SL018	200mm x 50mm	Superfine
SL019	200mm x 50mm	Fine
SL020	200mm x 50mm	Medium
SL023	200mm x 75mm	Fine
SL024	200mm x 75mm	Medium



Stone holder

Part No.	Stone size range
SL009	150mm to 220mm

Shaft-type hones

Part No.	Size	Grade
SL034	57mm x 4mm	Fine
SL035	95mm x 6.3mm	Fine



TAPE RULES

A range of high quality steel tape rules in ABS cases with a moulded rubber grip. These are top quality products and not to be confused with cheap own brand rules from retail outlets. All blades have dual metric/imperial markings.

These top quality products feature:

- Dual ABS/rubber robust moulded casing for impact resistance and long life.
- Tape end-piece secured with four rivets for durability (except CT35).
- Nylon coated blade for long life and non reflective clear markings.
- Dual locking system for flexible working.
- Compliance with European 'Class 2' accuracy standard.
- Heavy duty 25mm blade (on most sizes) for above average pull out in a horizontal plane.
- CT50D and CT80D have graduations marked both sides of the blade for those difficult measuring jobs, especially above the head. A double-sided end-piece enables the blade to locate either way up.

Part No.	Length m/ft	Blade width	Double sided
CT35	3.5m/12ft	16mm	no
CT50	5.0m/16ft	25mm	no
CT50D	5.0m/16ft	25mm	yes
CT80	8.0m/27ft	25mm	no
CT80D	8.0m/27ft	25mm	yes
CT100	10.0m/33ft	25mm	no



PLANER KNIVES – HSS (18% tungsten)

Part No.	Length mm	Width mm	Thickness mm	Pack quantity
HS1303030	130	30	3	1
HS1903030	190	30	3	1
HS2303030	230	30	3	1
HS2403030	240	30	3	1
HS2502530	250	25	3	1
HS2602530	260	25	3	1
HS3103030	310	30	3	1
HS4102530	410	25	3	1
HS4103030	410	30	3	1
HS5003030	500	30	3	1
HS5103030	510	30	3	1
HS5203030	520	30	3	1
HS6403530	640	35	3	1

High speed steel planer knives manufactured in Italy from European steel with a high tungsten content. This high quality steel has a keen edge and will give long life between sharpens. These are priced and sold **singly** to enable you to purchase the appropriate number for your cutter block.



GENERIC ROUTER COLLETS & NUTS

A range of collets and nuts which may be used in the following routing machines:

Manufacturer	Machine model
CMT	1E, 2E
Dewalt	DW624, DW625, DW626, DW629
Elu	MOF98, MOF131, MOF177, MOF177E
Festool	OF2000, OF1400, OF2200
Trend	T10, T11



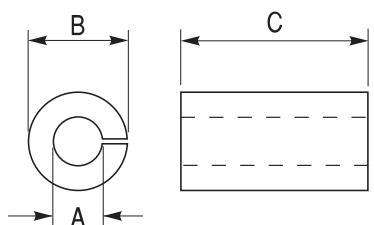
Part No.	Shank	Description
TA70063	1/4"	Collet
TA70080	8mm	Collet
TA70127	1/2"	Collet
TA70020	-	Nut
TA72063	1/4"	Collet & nut
TA72080	8mm	Collet & nut
TA72127	1/2"	Collet & nut

COLLET REDUCER SLEEVES

Steel reducer sleeves for converting collets to accept cutters with smaller shanks. These should only be considered as a temporary measure as they will not grip the shank as well as a collet of the correct size and are therefore prone to slippage of the cutter.



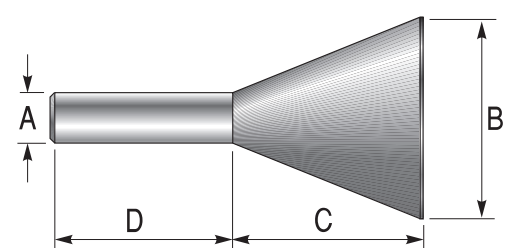
Part No.	A	B	C
TA2	3mm	1/4"	25mm
TA3	3.2mm	1/4"	25mm
TA4	1/4"	8mm	25mm
TA5	1/4"	1/2"	25mm
TA6	3/8"	1/2"	25mm
TA7	10mm	1/2"	25mm
TA8	8mm	1/2"	25mm



CENTRING CONE

A centring cone is very useful for aligning guide bushes and for checking the concentricity of a router base with the motor spindle. The cone is available in 1/4", 8mm and 1/2" shafts.

Part No.	A	B	C	D
STP015	1/4"	32mm	32mm	35mm
STP020-8	8mm	32mm	32mm	35mm
STP025 1/2	1/2"	32mm	32mm	35mm





Part number	Page	Part number	Page	Part number	Page	Part number	Page	Part number	Page
CT100	127	T1333 1/2	23	T1664 - 8	106	T2303B 1/2	52	T2740 - 8	21
CT35	127	T1334	23	T1668 1/2	106	T2304B	100	T2761B - 8	31
CT50	127	T1335 1/2	23	T1670	59	T2305B	100	T2762B 1/2	31
CT50D	127	T1336	23	T1672 - 8	59	T2305B 1/2	100	T2780 - 8	38
CT80	127	T1337 1/2	23	T1674 1/2	59	T2306B	100	T2782 1/2	38
CT80D	127	T1338	23	T1680 - 8	59	T2306B 1/2	100	T2810	55
D - TC tipped drills	115, 121	T1339 1/2	23	T1682 - 8	59	T2306B - 8	100	T2811 1/2	55
D - extra long series drills	121	T1340 1/2	23	T1684 - 8	59	T2310B - 8	100	T2832	55
D - lip & spur drills	120	T1340E 1/2	23	T1686 - 8	59	T2310B - 8	100	T2848	55
D - long series drills	121	T1341 1/2	23	T1688 1/2	59	T2322B	100	T2864	55
D - frame drill series	120	T1342 1/2	23	T1690 - 8	59	T2323B	100	T2864 1/2	55
D100	113	T1343 1/2	23	T1692 1/2	59	T2323B - 8	100	T2895 1/2	55
DA - all refs	114	T1344 1/2	23	T1694 1/2	59	T2324B	100	T2910	79
DA2000	118	T1345 1/2	23	T1704	34, 97	T2324B 1/2	100	T2911	79
DB - all refs	114, 115, 117	T1346 1/2	23	T1705	34, 97	T2324B - 8	100	T2913	79
DB30 series	116	T1347 1/2	23	T1705 - 8	34	T2332 - 8	101	T2920 1/2	79
DC series countersinks	118	T1350	60	T1705-8	97	T2333 1/2	101	T2921 1/2	79
DD - all refs	122	T1352 1/2	61	T1708B	34	T2334 - 8	101	T2923 1/2	79
DD510013	112	T1352SET 1/2	61	T1708B 1/2	34	T2335 1/2	101	T2931 1/2	105
DD519 series	116	T1355	60	T1712B	34	T2342B	101	T2931 - 8	105
DE - all refs	119	T1357 1/2	61	T1712B 1/2	34	T2343B - 8	101	T2932	105
DF - all refs	123	T1360	60	T1714	34	T2344B 1/2	101	T2940	93
DH - all refs	117	T1360 1/2	60	T1714 1/2	34	T2350 - 8	103	T2950 1/2	93
DHC06	125	T1362 1/2	61	T1714 - 8	34	T2351 1/2	103	T2961 - 8	54
DHC19	125	T1362SET 1/2	61	T1715 - 8	34	T2352 - 8	103	T2965 - 8	54
DHC25	125	T1365	60	T1716B 1/2	34	T2353 1/2	103	T2C1270	11
DJ - all refs	119	T1365 1/2	61	T1717 1/2	35	T2373 1/2	35	T2C1270M	11
DM series countersinks	118	T1367 1/2	60	T1718	33	T2374 1/2	35	T2DT1270	11
DMC - all refs	125	T1369 1/2	16	T1718 1/2	33	T2378A 1/2	26	T2U series up-cut spiral	10
DMC410	125	T1370 1/2	15	T1718 - 8	33	T2410	60	T2UB1270A	12
DN series	124	T1372 1/2	15	T1723B 1/2	34	T2415 - 8	60	T2UB1270L	12
DV - all refs	123	T1375B 1/2	14	T1731B - 8	82	T2420 1/2	60	T2UR1270A	12
Easy-Fix blades	7	T1380	24	T1750B 1/2	92	T2430	14	T2UR1270B	12
HS - all refs	127	T1380 1/2	24	T1755B 1/2	90	T2432	14	T2UR1270E	12
NA1640834	45	T1382 1/2	24	T1815 - 8	113	T2434	14	T2UT1270	11
NA1911315	28	T1387 1/2	61	T1820	113	T2435	14	T3010	80
NA7600804	30	T1387SET 1/2	61	T1820 - 8	113	T2437	14	T3010 1/2	80
NA7600806	30	T1389 1/2	61	T1822	113	T2501B	52	T3010 3/8	80
NA7600809	30	T1391 1/2	61	T1825	113	T2502B	52	T3010 - 8	80
NDL39 series	116	T1391SET 1/2	61	T1826	113	T2503B	52	T3020	80
NDR39 series	116	T1396 1/2	61	T1830	113	T2503B 3/8	52	T3020 1/2	80
NMS11330007	102	T14 series 1/2" shank straight	3	T1835	113	T2503B-8	52	T3020 3/8	80
SAQ - all refs	8, 9	T140	21	T1835 - 8	113	T2504B	52	T3020 - 8	80
SL001 - SL035	126	T140 - 8	21	T1835A	113	T2504B 1/2	52	T3030 1/2	80
STP010	128	T141 - 8	21	T1840	113	T2505B 1/2	52	T3041 - 8	81
STP030	65	T142 - 8	21	T1850	113	T2506B 1/2	52	T3042 3/8	81
T1007	17	T145	21	T1908 1/2	32	T2507B 1/2	52	T3043 1/2	81
T1011	17	T145 1/2	21	T1910 1/2	32	T2509B - 8	52	T3048 1/2	88
T1012	17	T145 - 8	21	T1912 1/2	32	T2511 1/2	26	T3048 3/8	88
T1013	17	T146 1/2	21	T1916B	29	T2512 1/2	26	T3048 - 8	88
T1014	17	T146 - 8	21	T1916B 1/2	29	T2513 1/2	26	T3050 1/2	85, 86, 87
T1015	17	T147 1/2	21	T1920 1/2	76	T2514	26	T3050 3/8	85, 86, 87
T1016	17	T1506.4	50	T1922 1/2	76	T2515	26	T3050 - 8	85, 86, 87
T1017	17	T1509.5 3/8	50	T1930 1/2	76	T2519	25	T3052 1/2	85, 87
T1018	17	T1512.7 1/2	50	T1932 1/2	76	T2519 1/2	25	T3052 3/8	85, 87
T1018 1/2	17	T1532B - 8	19	T1933 1/2	76	T2520	25	T3052 - 8	85, 87
T1019 1/2	17	T1533B - 8	19	T1934 1/2	77	T2521	25	T310	73
T1020B	17	T1535B - 8	19	T1935 1/2	77	T2521 1/2	25	T311	73
T1021	17	T1550	99	T1936 1/2	77	T2522	25	T312	73
T1021-8	17	T1552	99	T1937 1/2	77	T2522 1/2	25	T312 1/2	73
T1025 1/2	17	T1552 - 8	99	T1940 - 8	27	T2523 1/2	25	T3282 1/2	18
T1026 1/2	17	T1554 - 8	99	T1941 1/2	27	T2524 1/2	25	T3294 1/2	18
T1029 1/2	17	T1560 - 8	99	T1942 - 8	27	T2525 1/2	25	T3401 - 8	107
T1030B 1/2	58	T1561 1/2	99	T1943 1/2	27	T2526 1/2	25	T3402 3/8	107
T1034S	17	T1563 1/2	99	T1944 - 8	27	T2532B - 8	53	T3403 1/2	107
T1041 1/2	17	T1565 1/2	99	T1945 1/2	27	T2533B 1/2	53	T3404 1/2	107
T1041 - 8	17	T1568 1/2	102	T1947 1/2	27	T2535B 1/2	53	T3405 - 8	107
T1042 1/2	17	T1570 - 8	99	T1949 1/2	27	T2537B 1/2	53	T3406 1/2	107
T1042 - 8	17	T1571 1/2	99	T1950	31	T2540B 1/2	53	T3413	107
T1045 1/2	17	T1573 1/2	99	T1951 - 8	31	T2570	56	T3414	107
T1045 3/8	17	T1575 1/2	99	T1952 1/2	31	T2590B	22	T3415	107
T1047 1/2	17	T1578 - 8	99	T1955 1/2	31	T2591B 1/2	22	T3417	107
T105	29	T1583B - 8	54	T1955 - 8	31	T2601 1/2	56	T3418	107
T1050 1/2	17	T1585B - 8	54	T1957 1/2	27	T2602 1/2	56	T3419	107
T1053B 1/2	17	T1586B - 8	54	T1960	77	T2603 1/2	56	T3430	107
T106	29	T1588B - 8	54	T1971 1/2	28	T2622	50	T3432	107
T107	29	T1590	6	T1975 1/2	28	T2624	50	T3434	107
T107 1/2	29	T1591	6	T1980 1/2	28	T2625	50	T3436	108
T108	29	T1592 - 8	6	T1981 1/2	28	T2626	50	T3438	108
T108 1/2	29	T1593 - 8	6	T1982 1/2	28	T2631 - 8	6	T3442	108
T108 - 8	29	T1597	6	T1985 1/2	104	T2640B	6	T3444	108
T11 series 8mm shank straight	2	T1601	64	T1990	30	T2641B 1/2	63	T3445	108
T110	29	T1602 1/2	64	T1991 - 8	30	T2642B	63	T3446	108
T111	29	T1603	64	T1992	30	T2643B 1/2	63	T3447	108
T112	29	T1604 1/2	64	T1993 - 8	30	T2651B	22	T3455	108
T114 1/2	29	T1605 1/2	64	T1994	30	T2652B 1/2	22	T3463	108
T12 series 3/8" shank straight	3	T1606 1/2	64	T1995 - 8	30	T2660B 1/2	84	T3467	108
T128	29	T1607	64	T1997 - 8	30	T2670B 1/2	57	T3468	108
T128 1/2	29	T1608 1/2	64	T1C3000	11	T2680B	58	T3470	108
T129 1/2	29	T161	20	T1C4000	11	T2681B - 8	58	T3472	108
T130 - 8	21	T161 1/2	20	T1C5000M	11	T2682B 1/2	58	T3480	108
T1300B	19	T1610	59	T1D4000CZ1	10	T2683B	58	T3482	108
T1301B	19	T1612 - 8	59	T1UB3000	12	T2684B - 8	58	T3703 1/2	109
T1302B	19	T1614 1/2	59	T2 series 1/4" shank straight	2	T2685B 1/2	58	T3705 1/2	109
T1303B	19	T162	60	T2110	5	T2687B - 8	58	T3709 1/2	109
T1304B	19	T1622B	63	T2111	5	T2688B 1/2	58	T3711 1/2	110
T1305B	19	T163	59	T2113 - 8	5	T2690B - 8	21, 54	T3713 1/2	110
T1306B	19	T1630	59	T2120 1/2	5	T2693B - 8	21, 54	T3910	51
T1322	97	T1632 - 8	59	T2122 1/2	5	T2696B - 8	21, 54	T3910 1/2	51
T1323	97	T1634 1/2	59	T2125 1/2	5	T2697B 1/2	21, 54	T3910 3/8	51
T1324	97	T164	20	T2126 1/2	5	T2706	64	T3910 - 8	51
T1325	23	T164 1/2	20	T2140	5	T2706 1/2	64	T3926LH	51
T1326	23	T1642B	63	T2143	5	T2708 1/2	64	T3926LH 1/2	51
T1327	23	T165	20	T2144 - 8	5	T2708 3/8	64	T3926LH 3/8	51
T1328	23	T165 1/2	20	T2145 1/2	5	T2725 1/2	56	T3926LH - 8	51
T1329	23	T1652	106	T2147 - 8	5	T2730B-8	31	T3926RH	51
T1331 1/2	23	T1654 - 8	106	T2148 1/2	5	T2732B 1/2	31	T3926RH 1/2	51
T1332	23	T1658 1/2	106	T2303B	100	T2735B 1/2	31	T3926RH 3/8	51



T3926RH-8	51	T4461 1/2	57	T5560A	93	T6030 1/2	95	T8037B 1/2	39
T3946LH	51	T4461-8	4	T5560B	93	T6040 1/2	89	T8038B 1/2	39
T3946LH 1/2	51	T4462	57	T5560C	93	T6050 1/2	94	T8039B 1/2	39
T3946LH 3/8	51	T4463 1/2	57	T5570 1/2	68	T6060 1/2	95	T8040B 1/2	39
T3946LH-8	51	T4464 1/2	4	T5575 1/2	92	T6060 3/8	95	T8041B 1/2	39
T3946RH	51	T4466 1/2	25	T5580 1/2	68	T6065	95	T8042B 1/2	39
T3946RH 1/2	51	T450 1/2	25	T5580 3/8	68	T6070B 1/2	99	T8044B 1/2	39
T3946RH 3/8	51	T4504-8	26	T5590 1/2	68	T6150 1/2	95	T8048B 1/2	40
T3946RH-8	51	T4506-8	26	T5590 3/8	68	T6200 1/2	94	T8050B 1/2	33
T3C9525	11	T4508-8	26	T5594 1/2	26	T6210 1/2	94	T8054B-8	39
T3C9525M	11	T4510-8	26	T5596 1/2	78	T6250	38	T8056B-8	39
T3S5030	30	T4512-8	26	T5598 1/2	78	T6250 1/2	38	T8060B	14
T3S5045	30	T4516-8	26	T5612	81	T6610	97	T8061B-8	14
T3S5060	30	T4519-8	26	T5614	81	T6620	98	T8073B 1/2	41
T3S5090	30	T4620-8	101	T5618	81	T6630	98	T8110B-8	46
T4000 1/2	73	T4621 1/2	101	T5619	81	T6640	98	T8111B 3/8	46
T4005 1/2	57	T4622-8	101	T5622	81	T6650	36, 98	T8112B 1/2	46
T4006 1/2	57	T4623 1/2	101	T5626	81	T6660	98	T8114B-8	46
T4009 1/2	57	T4624 1/2	101	T5629	81	T6665	97	T8116B-8	46
T4011 1/2	57	T4625 1/2	101	T5630	81	T6670	96	T8117B 1/2	46
T4012 1/2	57	T4643	5	T5705B	36	T6675	55, 96	T8121-8	44
T4020 1/2	73	T4644-8	5	T5708B	36	T6680	96	T8123B	44
T403	25	T4645	5	T5708B 1/2	36	T6685	96	T8124B-8	44
T404	25	T4660	4	T5714B 1/2	36	T6695	97	T8128B-8	45
T406.4	25	T4661-8	4	T5716B 1/2	36	T6C6000M	11	T8134-8	44
T406.4S	25	T4662	85	T5810 1/2	85	T6US6000B	10	T8134B 1/2	44
T407 1/2	25	T4663-8	4	T5810 3/8	85	T708B	38	T8136B	44
T408	25	T4667	4	T5810-8	85	T708B 1/2	38	T8137B-8	44
T409 1/2	25	T4668-8	4	T5812 1/2	85	T7110	103	T8142B 1/2	46
T409.5	25	T4674	4	T5812 3/8	85	T7111-8	103	T8145B 1/2	46
T409S 1/2	25	T4675-8	4	T5812-8	85	T7112 1/2	103	T8148B 1/2	46
T410 1/2	25	T4701	43	T5815	85	T7122-8	103	T8152B 1/2	46
T4100 1/2	70	T4702-8	43	T5817	85	T7123 1/2	103	T8162B 1/2	49
T4100 3/8	70	T4705	43	T5820 1/2	85	T7126 1/2	102	T8163B-8	41
T4101 1/2	70	T4706-8	43	T5820 3/8	85	T7127 1/2	103	T8166B 1/2	41
T4101 3/8	70	T4707	72	T5820-8	85	T712B	38	T8175B 1/2	32
T4102 1/2	70	T4AD series acrylic down-cut	8	T5825	85	T712B 1/2	38	T8178B-8	41
T4102 3/8	70	T4AS series acrylic straight	8	T5830 1/2	85	T7130 1/2	102	T8178B-8	42
T411 1/2	25	T4AU series acrylic up-cut	8	T5830 3/8	85	T716B	38	T8179B 1/2	41
T412.7	25	T4C6350	11	T5830-8	85	T716B 1/2	38	T8181B 1/2	41
T413 1/2	25	T4C6350M	11	T5835	85	T717B 1/2	38	T8185B-8	43
T4140 1/2	70	T4D series down-cut spiral	9	T5840 1/2	87	T717B-8	38	T8193B-8	40
T4141 1/2	70	T4DS3000	10	T5840 3/8	87	T718B 1/2	38	T8194B 1/2	40
T4142 1/2	70	T4DT6350	11	T5840-8	87	T720B 1/2	38	T8208-8	47
T416	25	T4U series up-cut spiral	10	T5841 1/2	87	T7506B	36	T8210 1/2	47
T417 1/2	25	T4UB6350	12	T5841 3/8	87	T7507	37	T8214-8	47
T419	25	T4US3000	12	T5841-8	87	T7507 1/2	37	T8216 1/2	47
T420 1/2	25	T4UT6350	11	T5842 1/2	87	T7509B	36	T8313 1/2	7
T4200 1/2	72	T508B	20	T5842 3/8	87	T7509B 1/2	36	T8325	7
T4200 3/8	72	T508B 1/2	20	T5842-8	87	T7510 1/2	37	T8353B	19
T4200-8	72	T512B	20	T5845	87	T7512 1/2	37	T8354B	19
T4200S	7, 72, 73	T512B 1/2	20	T5847	87	T7520	37	T8355B	19
T4201	71, 72, 73	T516B	20	T5850 1/2	87	T7522	37	T8370B-8	20
T4202	72	T516B 1/2	20	T5850 3/8	87	T7524	37	T8370B-8	62
T4203	72	T5172 1/2	15	T5850-8	87	T7524 1/2	37	T8404-8	48
T4204	72	T5175 1/2	15	T5851 1/2	88	T7526	37	T8432 1/2	48
T4205	72, 74	T5178 1/2	15	T5851 3/8	88	T7526 1/2	37	T8542-1/2	18
T4206	72	T5191 1/2	104	T5851-8	88	T7540	24	T8545-1/2	18
T4207	74	T5192 1/2	104	T5852 1/2	89	T7541	24	T8547-1/2	18
T421 1/2	25	T5193 1/2	104	T5852 3/8	89	T7541 1/2	24	T8550-1/2	18
T422	25	T5194 1/2	104	T5852-8	89	T7542 1/2	24	T8577 1/2	18
T4220 1/2	72	T5212 1/2	87	T5856	87	T7605	16	T8710B-8	42
T4220 3/8	72	T5212-8	78	T5857	88	T7606-8	16	T8711B 1/2	42
T4220-8	72	T5213 1/2	78	T5858	89	T7607 1/2	16	T8C8000	11
T4220S	7, 72, 73	T5213-8	78	T5860 1/2	86	T7611 1/2	16	T8C8000M	11
T423 1/2	25	T5214 1/2	78	T5860 3/8	86	T7615 1/2	16	T8D series down-cut spiral	9
T4240 1/2	72	T5214-8	78	T5860-8	86	T7712 1/2	65	T8DS8000	10
T4240 3/8	72	T5215 1/2	78	T5865	86	T7715 1/2	65	T8DT8000	11
T4240-8	72	T5215-8	78	T5870 1/2	86	T7722 1/2	65	T8U series up-cut spiral	10
T4240S	72	T5310B-8	82	T5870 3/8	86	T7732 1/2	65	T8UB8000	12
T425	25	T5380	80	T5870-8	86	T7742 1/2	65	T8UR8000A	12
T425.4 1/2	25	T5390	66	T5875	86	T7752 1/2	65	T8UR8000B	12
T4260 1/2	72	T5391-8	66	T5880 1/2	88	T7757 1/2	65	T8UT8000	11
T4260 3/8	72	T5392 3/8	66	T5880 3/8	88	T8003B	33	T910B-8	27
T4260-8	72	T5393 1/2	66	T5880-8	88	T8004B	39	T912B 8	27
T4260S	72	T5402	84	T5881	88	T8005B	39	T914B	27
T4310 1/2	71	T5403	84	T5883	86	T8006B 1/2	33	T914B-8	27
T4311 1/2	71	T5407	84	T5884-8	86	T8007B-6	40	T916B	27
T4312 1/2	71	T5410	80	T5885	86	T8008B	39	T916B 1/2	27
T432 1/2	25	T5415	80	T5886-8	86	T8009B	39	T916B-8	27
T4320 1/2	71	T5420	80	T5887	86	T8010B	40	T917B 1/2	27
T4321 1/2	71	T5425	80	T5888-8	86	T8012B	40	T918B 1/2	27
T4322 1/2	71	T542B	22	T5891	88	T8013B	40	T924B-1/2	30
T4344 1/2	74	T5430	80	T5892 1/2	88	T8014B-8	40	T924B-8	30
T4346 1/2	74	T5432	80	T5892 3/8	88	T8016B	40	T9C1000	11
T4348 1/2	74	T5440	80	T5892-8	88	T8016B 1/2	40	T9UR1000A	12
T4349 1/2	74	T5450	80	T5905	89	T8017A	40	T9UR1000B	12
T4352	74	T5460	80	T5921 1/2	62	T8017B	40	TA - all refs	128
T4353	74	T5464	80	T5922 1/2	62	T8018B 1/2	40	TA12	72
T4354	74	T5480	80	T5923SET 1/2	62	T8019B	39	TB series bearings	111
T4355	74	T5495	80	T5924 1/2	62	T8020B 1/2	40	TD1835L	113
T4356	74	T5510 1/2	66	T5925 1/2	62	T8021B-8	39	TD1835R	113
T4358	74	T5510 3/8	66	T5926SET 1/2	62	T8022B	39	TE series Easy-Fix	7
T4359	73, 74	T5510-8	66	T5930 1/2	91	T8023B-8	39	TFA1412.7	4
T4371 1/2	75	T5530 1/2	66	T5930 3/8	91	T8024B	39	TFB1412.7	4
T4372 1/2	75	T5530 3/8	66	T5930-8	91	T8025B-8	39	TFP05A	4
T4374 1/2	75	T5530-8	66	T5935 1/2	91	T8026B	39	TFP05B	4
T4376 1/2	75	T5542	69	T5935 3/8	91	T8026BL	39	TK - all refs	46
T4378 1/2	75	T5543 1/2	69	T5935-8	91	T8027B	39	TNU06006027	10
T438 1/2	25	T5546	69	T5DC308080L	13	T8028B	39	TPD8179B 1/2	41
T4382 1/2	67	T5547 1/2	69	T5DC312120X	13	T8029B	39	TS4200	72
T4420 1/2	91	T5548 1/2	69	T5DC312120X	13	T8030B	39	TS4280	72
T4420-8	91	T5550-8	69	T5UC308080L	13	T8031B	39	TS80	74
T4425 1/2	91	T5551 1/2	69	T5UC312120	13	T8032B	39		
T4430	64	T5560 1/2	93	T5UC312120X	13	T8033B	39		
T4430 1/2	64	T5560 3/8	93	T6010 1/2	94	T8034B	39		
T4460	57	T5560-8	93	T6015 1/2	94	T8035B-8	39		



An index of cutters grouped into similar types can be found at the front of this catalogue.

LIP & SPUR DRILLS 120
 LOCK MITRE JOINTER 78
 LONG SERIES DRILLS. 121

M
 MATCHLINING CUTTER SET 93
 MFK/OFK EDGE ROUTER 6
 MINI MOULD 107,108
 MINI MOULD CUTTER HEADS 107,108
 MINIATURE AND MODELLING BITS. 96,97,98
 MITRE JOINTER 104
 MORTAR GROOVE – CHAMFER 32
 MORTICE CHISEL & AUGER SETS. 125
 MULTI BORING DOWEL DRILLS 122,123
 MULTI BORING DRILL ADAPTOR. 116
 MULTI BORING DRILL ADAPTORS 112
 MULTI BORING DRILL CHUCKS 116
 MULTI PROFILE SETS 79
 MULTI PROFILE – TYPE A 97
 MULTI PROFILE – TYPE B 98
 MULTI REED 55
 MULTI REED - SUNK 55
 MULTI TRIMMERS - Easi Tip 46
 MULTICUT – TCT DRILL SET 125

N
 NARROW SASH PROFILE SCRIBE. 61

O
 OFFSET CLASSIC MOULD 22
 OGEE PANEL 37
 OGEE – TORUS OGEE 96
 OVOLO PROFILE SCRIBE 61
 OVOLO SCRIBE / FINGER PUL. 54
 OVOLO SCRIBE SET 62
 OVOLO – ELLIPTICAL. 14
 OVOLO – ROUND OVER. 23,97
 OVOLO – THUMB MOULD 16

P
 PANEL BEADING. 20,98
 PANEL RAISING. 76,77,106
 PANELLED DOOR SETS. 70,71
 PENCIL ROUND FRAME JOINTING SETS 75
 PICTURE FRAME MOULDING 109,110
 PICTURE RAIL. 97
 PIERCE & ROUND OVER 57
 PILE CARRIER CUTTER 86
 PILE CARRIER SELF ADHESIVE 88
 PLAIN OGEE. 36
 PLANER KNIVES – HSS 127
 PLUG CUTTERS 117
 PLUNGE FINGER PULL 102
 POCKET CUTTERS. 5
 POINT ROUND. 21
 PROFILE & SCRIBE COMBINATION BIT 73

PROFILE–SCRIBE JOINTING SETS. 61,62

Q
 QUEEN ANNE 31

R
 RABBETING – ADJUSTABLE 34,35
 RABBETING – FIXED 34
 RADIUS GROOVER 100
 RADIUS GROOVER – DOUBLE 100
 RADIUS SUNK BEAD 35,101
 RAISE-A-PANEL 106
 REBATE – BEARING GUIDED 48
 REBATE – MINIATURE 97
 REDUCER SLEEVES. 128
 REPLACEABLE TIP WORKTOP CUTTERS 7
 REVERSIBLE DOOR SETS 72
 ROMAN OGEE. 36
 ROMAN OGEE – MINIATURE 36,98
 ROPE TWIST. 65
 ROUGHING SPIRAL - 3 FLUTE 12
 ROUND OVER BOWL 94
 ROUNDING OVER. 20
 ROUTER COLLETS 128
 ROUTER DRILLS. 114
 ROUTER/HAND DRILLS 115
 RULE JOINT CUTTER COMBINATIONS 111

S
 SASH BAR OVOLO. 60,61
 SASH BAR SCRIBE 60,61
 SHARK NOSE – BEARING GUIDED 49
 SINGLE FLUTE SPIRALS 10
 SINK BOWL SLITTER 89
 SLAT WALL CUTTER 102
 SLIDING DOVETAIL CUTTER. 58
 SLOT COUNTERSINK. 43
 SLOTTERS 80,81
 SOLID SURFACE CUTTERS 38,94,95
 SOLID TC LIP & SPUR DRILLS 116
 SPIRAL CUTTERS. 9,10,11,12,13
 SPIRAL TRIMMERS STC 11
 SPUR DRILLS 120
 STAFF BEAD. 26
 STAFF BEAD – JOINTERS 26
 STAFF FLUTE 26
 STAIR HOUSING. 17
 STAIR HOUSING EASI-TIP 18
 STC dowel drills + countersink 124
 STEP RABBIT – BOOKCASE. 64
 STRAIGHT FLUTED 2,3,96
 STRAIGHT TRIMMERS - Easi Tip. 44
 SUNK BEAD 56
 SURFACE AND POCKET SKIM 45
 SURFACE TRIM 60
 SURFACE TRIM – 6 WING 95

T
 'T' SLOT CUTTERS 99
 TAPE RULES 127
 TAPER 2 FLUTE – SPLINE 5
 TAPER PLUG CUTTERS. 117
 TAPER STRAIGHT 4
 TC TIPPED DRILLS 115,121
 TEMPLATE FOLLOWER PROFILERS 59
 TEMPLATE MULTI–TRIM FOUR FLUTE 41
 TEMPLATE PLUNGE TRIM 49
 TEMPLATE PLUNGE TRIM - EasiTip 47
 TEMPLATE TRIM. 39,40
 TEMPLATE TRIM MINIATURE BEARING. 39
 TEMPLATE TRIMMERS - EasiTip 46
 TENON – SURFACE TRIM 14
 TG & V 93
 THREADED FLUSH GROOVERS – M12 83
 THUMB MOULD 15
 TONGUE CUTTERS 66
 TONK STRIP CUTTER. 64
 TORUS BEAD 53
 TORUS CHAMFER 53
 TORUS – MINIATURE 98
 TRIM & V. 14
 TRIM REBATE – ADJUSTABLE 33
 TRIM REBATE – FIXED 33
 TRIM REPAIR 43
 TRI–PLY GROOVER. 82
 TWIST DRILLS 119,120,121
 'T' SLOT – PILOT CUTTERS 99

U
 UNDERCUT REBATER 95
 UNIVERSAL COUNTERSINK – TCT 118
 UP-CUT SPIRAL 10
 UP-DOWN PLUNGE TRIM. 40
 UP-DOWN SHEAR MULTI TRIM 41

V
 V GROOVE. 29
 V GROOVE 60 degree – Easi-tip 47
 V GROOVE 90 degree – Easi-tip 47
 V GROOVE – BEARING GUIDED 59
 V GROOVE – CHAMFER 120° 49
 VERTICAL PROFILE. 78

W
 WATER CHANNEL 101
 WATERFALL EDGE 94
 WATERFALL OGEE 38
 WEATHERSEAL GROOVER 87,88,89
 WEATHERSEAL GROOVER – COMPACT 86
 WEATHERSEAL STRIP. 9



USING CUTTERS

There are far more ¼" shank routers in existence than there are ½", so many of the cutters in this catalogue are ¼" shank. Heavy-duty cutters however, such as those for panelled doors, lock mitre joints etc., are invariably on ½" shanks and it is necessary to have a ½" router to use them. Most ½" routers come with a collet or reducing sleeve, but you should use the ½" shank version of the cutter wherever possible because the additional shank thickness will be gripped more firmly, causing less whip and chatter and giving a better cut. Similarly, the shorter the cutter length the less whip and the better the cut. With light and medium-duty routers cuts must be made in a succession of shallow passes, rarely exceeding ¼", so only the bottom ¼" of the cutting edges ever gets worn anyway.

Cutters should be fitted into the router collet at least three quarters of the shank length. At the same time care should be taken to avoid grounding the end of the shank on the bottom of the motor spindle, because vibration will be transmitted to the cutter.

The collet nut should be tightened firmly but without any 'white-knuckle' force. Overtightening can damage both the collet and the cutter shank.

When removing cutters from routers such as Atlas Copco, Bosch and Elu, note that two 'bites' of the spanner are required. The first apparently frees the collet nut, which can then be turned by hand for several revolutions, but then further resistance is encountered. A second 'bite' of the spanner is required to overcome this, after which the cutter can be removed. This two-stage removal of the cutter causes more trouble for the beginner to routing than anything else. With a ¼" router the depth of cut should never exceed ¼", i.e. the diameter of the shank. This rule has to be occasionally broken as, for example, when dovetailing since you cannot make three light cuts with a dovetail cutter. With a ½" router, cuts can be heavier but several light cuts will always give a better finish than one heavy one.

Many of today's routers have variable speed with 'soft start'. With 'soft start' there is often a perceptible pause before the motor reaches its operating speed. Make sure that this speed has been reached before beginning the cut. The router speed should be adjusted to take account of the size of the cutter and the material being used. Cutter catalogues and router user manuals give guidance on speeds. Many heavy-duty cutters have a maximum speed for optimum cutting and safety; single speed models, even powerful ones, cannot use such cutters efficiently.

In most applications (there are specific exceptions) the router should be advanced in a direction opposite to that of the rotation of the cutter. Router cutters rotate in a clockwise direction looking down on them. The correct direction of cut is therefore that where the cutter, left to its own devices, wants to run back towards you.

The rate at which you feed the router into the workpiece depends partly on the material and type of cut, but the best guide is the type of waste you are producing. If this consists of perceptible shavings and chippings, as opposed to dust or splinters, you are not far wrong. If you try to go too fast (or too deep) the sound of the motor labouring will warn you; too slow and you are likely to burn the workpiece.

CARE OF CUTTERS

Cutters should be kept clean and sharp. Cleaning is half the battle; dirty cutters result in a build-up of heat on the cutting edges which dulls them, resulting in a further build-up, and so on. Two types of cleaner can be used: a solvent to remove resinous deposits and an abrasive household cleaner to remove heavier build-up. One of the best solvents is contact adhesive remover (although WD40 is good both as a solvent and a lubricant, but not to be used on bearings) and the best abrasive cleaner is "Astonish", obtainable from the local ironmonger. To clean your cutters (first removing the bearings if present), brush off loose dust with an old toothbrush or soft brass suede brush and remove gummy deposits with a rag moistened in solvent. Do not soak the bearings in solvent. For deposits that the solvent cannot cope with, apply the "Astonish" with a damp rag. Clean all parts of the cutter, minding your fingers when cleaning the flutes. Rub with the paste until the cutter is in its original pristine state.

After cleaning, hone the flat faces of the cutter flutes with a diamond lap. The best and most economical type for use on router cutters is the hand lap (see page 94) and the best all-round grade is 'Fine', which is coloured red. Our EZE-LAP hones are designed to be used dry, but note that this does not apply to all manufacturers, with some being used with a few drops of water on the surface. Make certain that the cutter flute is absolutely flat on the hone and rub it firmly backwards and forwards. Give each flute the same number of strokes. Continue until satisfied; a little experience will teach you when to stop. Most types of cutter can be honed but there are a few that cannot. Examples of these include spiral cutters, very narrow straight cutters, V-grooving, and pierce-and-trim cutters. Bearing-guided cutters present no problem once the bearing is removed. After honing, the cutter should be given a squirt of lubricant spray, such as a PTFE spray from the local car-spares shop. The diamond faces on EZE-LAP products benefit from an occasional de-clogging with soap and water and a nail brush. Hone types that are used wet should be dried and the surface cleaned with a plastic eraser.

COLLET CARE

The collet is often taken for granted, but is a vital link between motor and cutter and should be kept in good condition. It can be cleaned with a rag dampened with the solvent followed by the PTFE spray to prevent corrosion. Fine wire brushes are available, which can be used to clean the inside of collets; suitable brushes, which look like miniature bottle brushes, are often available from dentists. Whilst cleaning the collet, it is also a good time to clean inside the tapered collet housing on the motor spindle. If a collet becomes scratched or corroded, consider replacing it. In the long run collets are a consumable item, and should be replaced at regular intervals as they are susceptible to metal fatigue even if kept scrupulously clean.

Do not leave cutters in your router for long periods and never tighten the collet nut without a cutter inserted, or the collet might become distorted.

CUSTOMER FEEDBACK MATTERS

Many of our new and innovative products are the result of our efforts to extend the versatility the router.

Other additions to our range are often the result of customers' suggestions. We are constantly reviewing our range and adding new products and are always pleased to hear from our customers with suggestions and comments.

We look forward to hearing from you!

CUSTOMERS' COMMENTS

"I have used Wealden Tool Co. on and off for over 30 years. They have been consistent in the quality of their products and the level of service. Prices have always been as good as can be expected for quality tooling."

C.C., Totness

"I have just finished cutting the binding channels on an acoustic guitar that I am building using your small series rabbeting cutters. This is the second guitar that I've used these for. Absolutely delighted with the results, made a tricky job a lot easier. Your prices are pretty good too."

J.G.P., Bideford

"You supply tooling that other companies make, but the difference is that you have them in stock and give clear information about shipping before checkout."

J.J., Bath

"Fantastic online selection, recommended by YouTuber. Friendly advice given over phone, product info gives full dimensions and clear advice."

R.L. Kinross

"Why do I buy from Wealden Tools? Forums originally, but then product quality and service bring me back every time!"


A.M., Bury St. Edmunds

"Excellent stuff. You guys run a fantastic company, great products at reasonable prices. I've been using your router bits for years now and am always happy with them. Great service too! Keep it up. Kind regards, happy customer."

R.T., Brandon



THE WEALDEN WEBSITE AND ONLINE STORE.
 The website has more information on our range of router cutters and drilling tooling, together with our latest news. You will also find online catalogues and ordering for all products, including our range of CNC cutters, sawblades and spindle tooling.
www.wealdentool.com



©2026 Wealden Tool Company Limited. No part of this publication may be transmitted or reproduced by any means without our express permission. All rights reserved. Every effort is made to ensure the accuracy of information contained in this catalogue but specifications and prices may change without notice. E & O E. Wealden Tool Company cannot be held liable for consequential loss. All trademarks acknowledged.



Wealden Tool Company
 2 Clinton Business Centre, Lodge Road,
 Staplehurst, Kent TN12 0QF
 Tel: 01580 890500 Fax: 01580 890222
sales@wealdentool.com

